


 Cite this: *RSC Adv.*, 2023, **13**, 13206

Organocatalysed one-pot three component synthesis of 3,3'-disubstituted oxindoles featuring an all-carbon quaternary center and spiro[2H-pyran-3,4'-indoline]†

 Chandrakant B. Nichinde,^{†ab} Baliram R. Patil,^{†ab} Suryakant S. Chaudhari,^{ab} Bhupendra P. Mali,^{bc} Rajesh G. Gonnade^{†bc} and Anil K. Kinage^{†*ab}

A simple and efficient methodology for the one-pot synthesis of 3,3'-disubstituted oxindoles featuring an all-carbon quaternary center has been demonstrated through L-proline catalysed three-component reaction based on sequential Knoevenagel condensation/Michael addition and also one-pot synthesis of spiro[2H-pyran-3,4'-indoline] through consecutive Knoevenagel condensation/Michael addition/reduction/cyclization reactions from readily available isatin derivatives, malononitrile, and ketones. The present methodology presents several advantages, including simple reaction set-up, short reaction times, and easy to work-up. Also, this strategy offers broad substrate scope with excellent yields and high atom economy, under mild reaction conditions.

Received 24th January 2023

Accepted 2nd March 2023

DOI: 10.1039/d3ra00510k

rsc.li/rsc-advances

Introduction

3,3'-Disubstituted oxindoles and spiro[2H-pyran-3,4'-indoline] framework featuring an all-carbon quaternary center at C-3 position have been frequently identified as core structurally important heteroaromatic motifs for the variability of drug molecules, biologically active natural products, synthetic pharmaceuticals and have been widely utilized for alkaloid synthesis.¹ These are powerful synthetic intermediates for the synthesis of complex biologically active molecules.² The oxindole framework bearing an all-carbon quaternary center at C-3 and spiro[2H-pyran-3,4'-indoline] is found in a specific class of medicinally favourable molecules.^{3,4} Furthermore, several oxindole and spirooxindole equivalents show an extensive range of biological activities as shown in Fig. 1 (antidepressant effect,⁵ anti-Alzheimer,⁶ 5-HT₇ receptor antagonists,⁷ anticancer,⁸ anti-bacterial,⁹ p38a inhibitor,¹⁰ treatment of hemorrhagic fever with renal syndrome,¹¹ *etc.*). Because of its many advantages chemists are inspired to develop synthetic methods towards 3,3-disubstituted oxindoles and spirooxindoles frameworks.¹²

The multicomponent reactions (MCRs) are favourable methodology for building structurally different molecules and offer important advantages for finalized conventional linear-type synthesis due to its convergent, flexible and atom-efficient nature.¹³ In the past few years there has been prodigious development in multi-component reactions, and attempts continue to be made to develop new MRCs.¹⁴ L-Proline is one of the most important, well-known, inexpensive and radially available organocatalyst, demonstrating efficacy in various C–C and C–heteroatom asymmetric bond-forming reactions.¹⁵

In recent years one-pot multicomponent synthetic protocols have been reported for the construction of 3,3'-disubstituted oxindoles with an all-carbon quaternary center using a three-

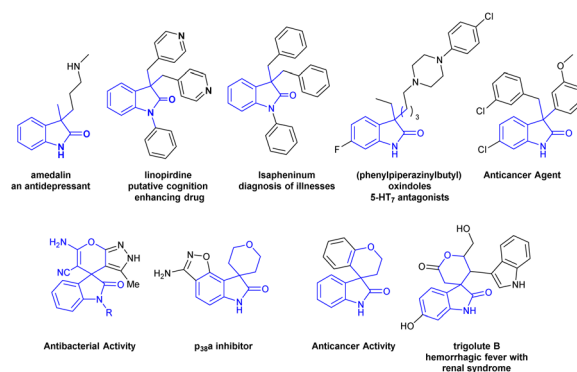


Fig. 1 3,3'-Disubstituted oxindoles featuring an all-carbon quaternary center and spirooxindole fragments present in natural products and pharmaceuticals.

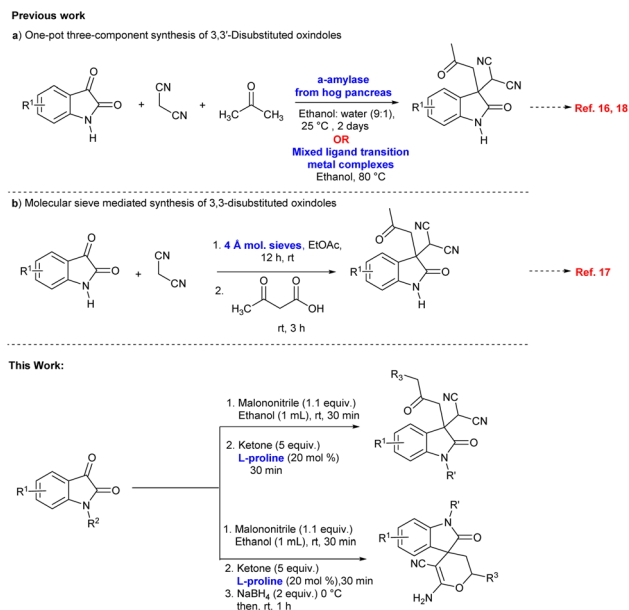
^aChemical Engineering and Process Development Division, CSIR-National Chemical Laboratory, Pune, India-410 008. E-mail: ak.kinage@ncl.res.in

^bAcademy of Scientific and Innovative Research (AcSIR), Ghaziabad-201 002, India
^cPhysical and Material Chemistry Division, CSIR-National Chemical Laboratory, Pune, India-410 008

† Electronic supplementary information (ESI) available. CCDC 2224164–2224167. For ESI and crystallographic data in CIF or other electronic format see DOI: <https://doi.org/10.1039/d3ra00510k>

‡ These authors contributed equally to this work.





Scheme 1 One pot synthetic approach towards disubstituted oxindoles featuring an all-carbon quaternary center.

component Knoevenagel/Michael addition reaction of isatin, malononitrile and ketoacids or ketones (Scheme 1).^{16–18} Furthermore, few synthetic methods have been established for the enantioselective synthesis of 3,3'-disubstituted oxindoles *via* the Michael reaction of ketones to isatylidene malononitrile.^{19–21} Also, spiro[2*H*-pyran-3,4'-indoline] oxindoles as a type of heterocyclic spirooxindoles have attracted considerable attention and few synthetic protocols have been reported for the construction of the compounds *via*, Michael addition/cascade reduction/cyclization.²²

To the best of our knowledge, one-pot three-component *L*-proline catalysed sequential Knoevenagel condensation/Michael addition reaction *via* enamine activation has been not investigated so far for the synthesis of 3,3'-disubstituted oxindoles featuring an all-carbon quaternary center. Moreover, this strategy has been significantly extended to the synthesis of spiro[2*H*-pyran-3,4'-indoline] in one-pot by sequential Knoevenagel condensation/Michael addition/reduction/cyclization reaction.

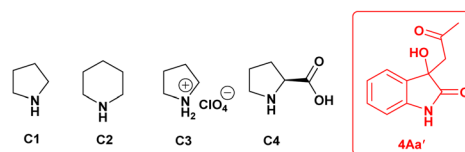
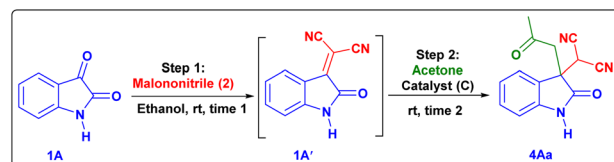
Results and discussion

First, we studied the effect of different solvents on the reaction of isatin and malononitrile for *in situ* Knoevenagel condensation (see ESI Table 1†) to give isatylidene malononitrile (**1A'**). Then we envisioned a suitable catalyst for the formation of enamine (**INT-C**), which can attack further on reactive isatylidene malononitrile (**1A'**) formed in step-1 to give the expected product through Michael addition.

To explore the one-pot synthesis, isatin, malononitrile, acetone and catalyst were stirred at room temperature (RT) in a reaction vessel for 1 h. It was observed that along with desired product undesirable aldol adduct product **4Aa'** is also formed.

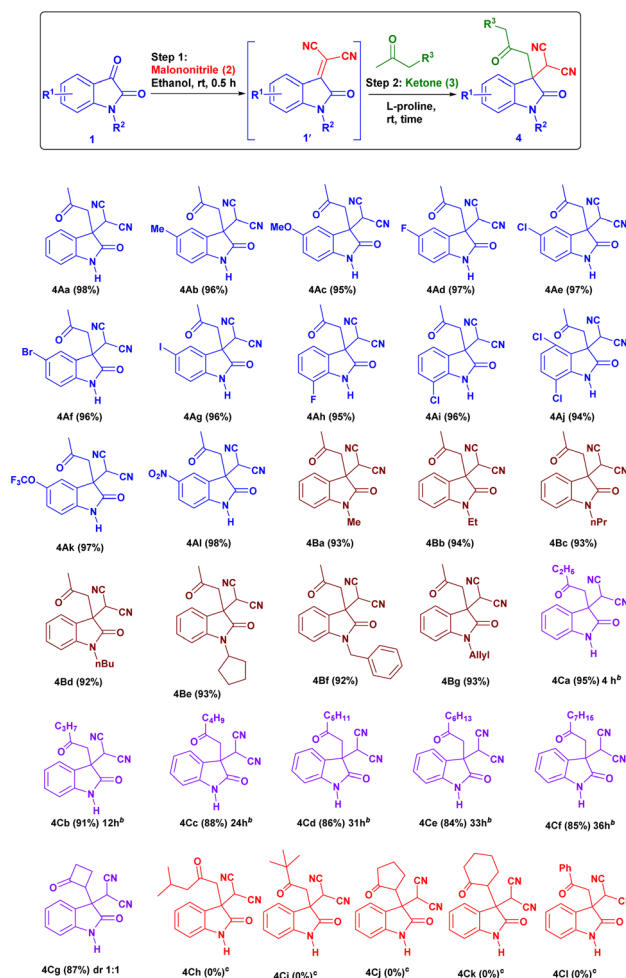
Therefore, to avoid the formation of undesired product we first added isatin (**1A**) and malononitrile (**2**) as an active methylene group for Knoevenagel condensation to give isatylidene malononitrile (**1A'**) (Michael acceptor) and after complete formation (ESI†) of isatylidene malononitrile (**1A'**), we added acetone in presence of catalyst in a same reaction vessel. In this way, we obtained complete conversion to the desired product. Based on enamine forming capacity various catalysts were further tested. The rate of reaction for step-2 (Michael addition) was slow for pyrrolidine, piperidine, pyrrolidine with chloroacetic acid additive, and pyrrolidinium salts as a catalyst. Where we observed a trace amount of **4Aa** on thin layer chromatography (TLC) (Table 1, entry 2–5 and 9). However, reaction worked efficiently when we used *L*-proline as a catalyst at RT, reaction completed within 1 h and product **4Aa** with 97% yield. We further carried out all the reactions using *L*-proline catalyst in different solvents (see Table 4, entries 2–8) and we found that ethanol is an ideal solvent for one-pot reaction (Table 1, entry 6). Further, we studied the effect of catalyst concentration by reducing the *L*-proline concentration from 20 to 10 or 5 mol%, we observed that slight decrease in the product yield, and the

Table 1 Optimization of reaction condition for synthesis of 3,3'-disubstituted oxindoles^a



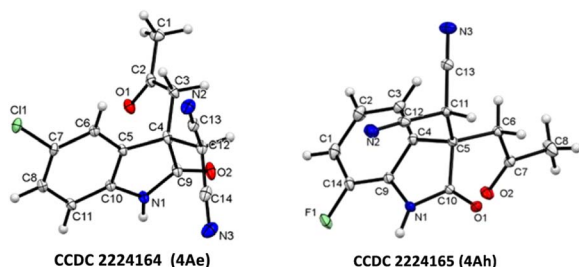
Entry	Catalyst (mol%)	Solvent (1 mL)	Time (1) h	Time (2) h	Yields ^c 4Aa (%)
1 ^b	—	EtOH	0.5	72	N.R. ^g
2 ^b	C1 (20)	EtOH	0.5	48	<5 ^g
3 ^b	C2 (20)	EtOH	0.5	48	<5 ^g
4 ^{b,e}	C1 (20)	EtOH	0.5	48	<5 ^g
5 ^b	C3 (20)	EtOH	0.5	48	<5 ^g
6 ^d	C4 (20)	EtOH	0.5	0.5	97
7 ^d	C4 (5)	EtOH	0.5	5	81
8 ^d	C4 (10)	EtOH	0.5	3	91
9 ^{d,f}	C4 (20)	EtOH	0.5	2	86
10 ^d	C4 (20)	—	2	24	37

^a Unless otherwise noted, a mixture of **1A** (0.5 mmol, 1 equiv.), **2** (0.55 mmol, 1.1 equiv.) in solvent (1 mL), stirred at rt for respective time 1, Then added **3** (2.5 mmol) and catalyst (mol%) in same pot and stirred for time 2. ^b **1A'** remain in reaction mixture confirmed by ¹H and ¹³C NMR. ^c Isolated yield. ^d Checked HPLC for product (column: chiral pack AD-H. Solvent system: 30 IPA : 70 *n*-hexane). ^e Added additive chloroacetic acid (20 mol%). ^f 4 equiv. of acetone was used. ^g Observed trace amount of **4Aa** on TLC.

Table 2 Synthesis of various 3,3'-disubstituted oxindoles^a

^a Unless otherwise noted, a mixture of **1A** (0.5 mmol, 1 equiv.), **2** (0.55 mmol, 1.1 equiv.) in ethanol (1 mL) was stirred at rt for 30 minutes, followed by addition of **3** (2.5 mmol, 5.0 equiv.) and L-proline (0.1 mmol, 20 mol%), stirred continuously for next 30 min; isolated yields. ^b Reaction required more time for total conversion from optimize time are mentioned. ^c **1A'** remain in reaction mixture confirmed by ¹H and ¹³C NMR.

reaction took a longer time (Table 1, entries 7 and 8). With an optimized reaction condition in hand, we further used this methodology for different isatin (**1**) and ketone derivatives (**3**). Gratifyingly, we observed high to excellent yield in all reactions

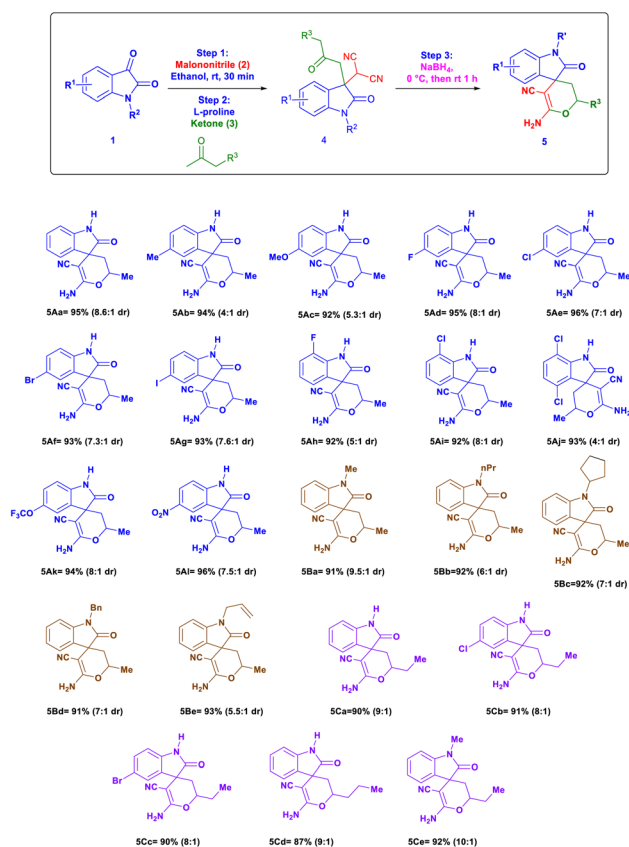
Fig. 2 X-ray crystallographic analysis of 4Ae and 4Ah.²⁶

to give the 3,3-disubstituted oxindoles (up to 98% isolated yield). Further, we studied the isatin with different electron-donating groups *viz.* the 5-Me, 5-OMe which showed excellent yield (**4Ab**, **4Ac**).

Isatin with halogen substitute at different positions (5-F, 5-Cl, 5-Br, 5-I, 7-F and 7-Cl) was studied and showed excellent yield (up to 97% **4Ad–4Ai**) (Fig. 2). Multi-halogen substituted isatin like 4,7-dichloro substituted isatin also gave an excellent yield 94% (**4Aj**) (Table 2).

Isatin with electron withdrawing group 5-OCF₃, 5-NO₂ gave excellent yields up to 98% (**4Ak**, **4Al**).

The *N*-substituted isatin²³ like *N*-methyl, *N*-ethyl, *N*-propyl, *N*-butyl, *N*-cyclopentyl, *N*-allyl, *N*-benzyl were also evaluated in which all gave an excellent yield of product (92–94%, **4Ba–4Bg**). Then we focus our courtesy on one-pot reaction using different ketones (**3**). We obtained desired product in high to excellent yield. However, with an elongated carbon chain reaction yield

Table 3 Synthesis of various spiro[2H-pyran-3,4'-indoline]^a

^a Unless otherwise noted, a mixture of **1A** (0.5 mmol, 1 equiv.), **2** (0.55 mmol, 1.1 equiv.) in ethanol (1 mL) was stirred at rt for 30 minutes, followed by addition of **3** (2.5 mmol, 5.0 equiv.) and L-proline (0.1 mmol, 20 mol%), stirred continuously till get formation of **4**, then added NaBH₄ (1 mmol) at 0 °C stirred for 10 min and then stirred reaction mixture at rt for 1–2 h. dr mentioned above are calculated by ¹H NMR of crude product. Yields shown above are the combine yield of two diastereomers. We separate two diastereomer by silica gel column chromatography and in ESI characterisations provided are for major diastereomer only.

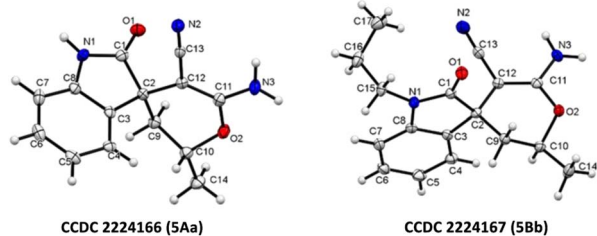


Fig. 3 X-ray crystallographic analysis of 5Aa and 5Bb.²⁷

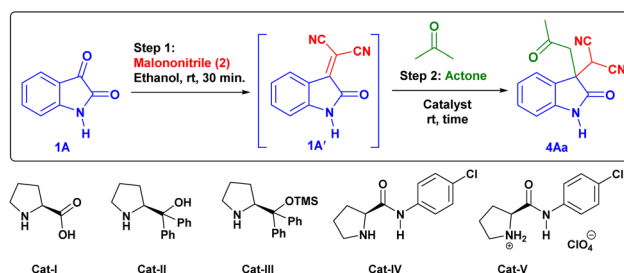
decrease (up to 84%) and the rate of reaction becomes slow (4Ca–4Cf).²⁴ Unfortunately, in the case of sterically hindered ketones like isobutyl methyl ketone (4Ch) and *tert*-butyl methyl ketone (4Ci) have not given the expected product at optimized reaction condition. As well as in case of cyclopentanone (4Cj), cyclohexanone (4Ck) and acetophenone (4Cl) we observed only isatylidene malononitrile (1A') (step 1) instead of the expected desired product. Surprisingly, by use of cyclobutanone, we got the expected desired product (4Cg) in good yield (87%) with approximately 1 : 1 diastereomeric ratio calculated from proton NMR.

After developing the above effective one-pot reaction for the synthesis of 3,3-disubstituted oxindoles, our next goal is to extend this methodology for cyclization to the synthesis of spiro [2*H*-pyran-3,4'-indoline] by following a strategy of reduction/cyclization. The reduction of 3,3-disubstituted oxindoles (4)

with sodium borohydride in the same reaction pot gave a cyclization product with high to excellent yield. This reaction was carried out in one pot by using isatin 1, malononitrile 2, and acetone to obtain 3,3-disubstituted oxindoles in the same pot sodium borohydride was added we obtained cyclization product 5Aa with 95% yield (combine yield of two diastereomers), 8.6 : 1 dr (Table 3).²⁵ Isatin with different electron-donating groups like 5-Me (5Ab, 94% yield, 4 : 1 dr), 5-OMe (5Ac, 92% yield, 5.3 : 1 dr) and halogen-substituted isatin at a different position like 5-F, 5-Cl, 5-Br, 5-I, 7-F, 7-Cl and 4,7-dichloro substituted substrates shows excellent yields up to 96% and dr from 7 : 1 to 8 : 1 (5Ad to 5Aj). Optimized procedure equally worked smoothly with isatin containing electron withdrawing groups like 5-OCF₃ (5Ak, 94% yield, 8 : 1 dr) and 5-NO₂ (5Al, 96% yield, 7.5 : 1 dr). The reaction with different *N*-substituted isatin like *N*-methyl, *N*-propyl, *N*-cyclopentyl, *N*-benzyl and *N*-allyl also gave yield up to 93% and dr ratio up to 9.5 : 1 (5Ba–5Be). Then we check the applicability of reaction to different substituted isatin derivatives and elongated linear ketones like butanone or pentanone which also showed a good yield up to 93% with 9 : 1 dr (5Ca–5Cd). We also tried *N*-methyl isatin with butanone we observed that reaction work equally like other substrates with 92% yield, 10 : 1 dr (5Ce) (Fig. 3).

Further, we tried the feasibility of this one-pot reaction for asymmetric synthesis of 3,3'-disubstituted oxindoles. For this we have chosen ideal substrate isatin (1), malononitrile (2) and acetone in presence of different solvents, but we observed very

Table 4 Screening of various organocatalyst for asymmetric one-pot reaction^a

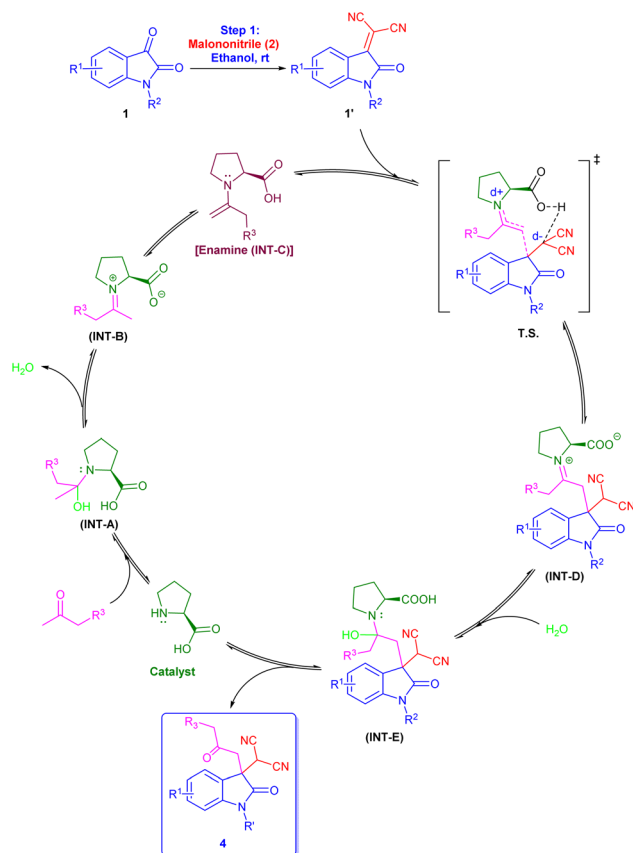


Entry	Catalyst (20 mol%)	Solvent	Time 1, h	Time 2	Yield ^b , %	ee ^c , %
1	Cat-I	EtOH	0.5	0.5 h	97	3
2	Cat-I	DMF	6	5	67	4
3	Cat-I	CH ₃ CN	14	24	54	4
4	Cat-I	DCM	12	24	40	3
5	Cat-I	MeOH	0.5	2	92	3
6	Cat-I	Et ₂ O	24	48	N.R.	—
7	Cat-I	DMSO	6	4	87	4
8	Cat-I	EtOAc	13	5	90	3
9 ^d	Cat-I	EtOH	0.5	14 h	96	4
11	Cat-II	EtOH	0.5	5 days	95	4
11	Cat-III	EtOH	0.5	6 days	93	4
12	Cat-IV	EtOH	0.5	7 days	92	2
13	Cat-V	EtOH	0.5	4 days	94	3

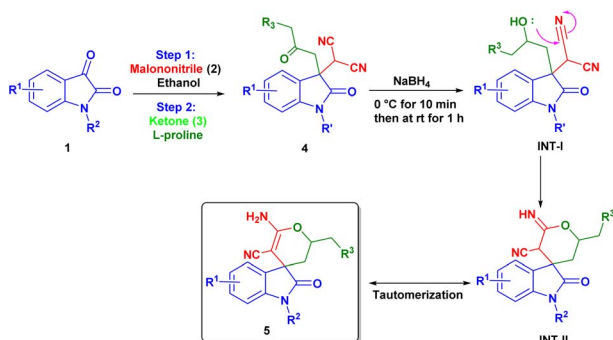
^a Unless otherwise noted, a mixture of 1A (0.5 mmol, 1 equiv.), 2 (0.55 mmol, 1.1 equiv.) in ethanol (1 mL) was stirred at rt for 30 minutes, followed by addition of acetone (2.5 mmol, 5.0 equiv.) and chiral organocatalyst (0.1 mmol, 20 mol%), stirred continuously till get total conversion. ^b Isolated yields. ^c Determined by chiral HPLC analysis (column: chiral pack AD-H; solvent system – 30 IPA : 70 *n*-hexane). ^d At –20 °C.

poor enantioselectivity in all solvents (Table 4, entries 2–9). Then we tried few bulky versions of *L*-proline catalyst, however, the product (**4Aa**) obtained with very poor enantioselectivity (<5%) (Table 4, entries 11–13). This outcome showed that it is difficult to obtain the enantioselective product at the current optimized reaction condition by using a bulkier group containing *L*-proline as a catalyst.

With the help of previously reported mechanisms,²⁸ we proposed a plausible mechanism based on enamine catalysis (Scheme 2), as an enamine (**INT-C**) *via*, carbinoalimine (**INT-A**),



Scheme 2 Plausible reaction mechanism for *L*-proline catalysed 3,3'-disubstituted oxindoles featuring an all-carbon quaternary center.



Scheme 3 Plausible reaction mechanism for spiro[2-*H*-pyran-3,4'-indoline].

iminium ion (**INT-B**) intermediates. Enamine intermediate (**INT-C**) attack to isatylidene malononitrile (**1A'**) which is already formed in step 1 and leads to a nine-membered ring transition state (T. S.). Further this transition state converts to iminium ion (**INT-D**) with construction of new C–C bond and intramolecular proton transfer. Which on hydrolysis gives required product (**4**) and the catalyst is regenerated for the next catalytic cycle *via* **INT-E**. Although *L*-proline's α -chirality is ineffective to introduced enantioselectivity in the final product, but it indicates that the carboxylate functionality is essential for catalysis. As pyrrolidine (C1) catalyst is unable to complete reaction. Therefore, *L*-proline not only acts as an enamine catalyst but also at the same time act as a Brønsted acid co-catalyst. In the same way, we proposed a plausible mechanism for spiro[2-*H*-pyran-3,4'-indoline] (Scheme 3). As we previously discussed a mechanism for 3,3'-disubstituted oxindoles featuring an all-carbon quaternary center (Scheme 2). After the addition of sodium borohydride ketone group present in **4** will reduce to alcohol and converts to **INT-I**. Rapid intramolecular attack of an alcoholic group on nitrile group form **INT-II**, which converts to final product **5** after tautomerization.

Conclusions

In conclusion, we effectively show a one-pot, *L*-proline catalyzed consecutive Knoevenagel condensation/Michael addition reaction and successive Knoevenagel condensation/Michael addition/reduction/cyclization reaction of ketones with isatylidene malononitrile generated *in situ* from commercially available isatins and malononitrile. The reported synthetic procedures were highly efficient, sustainable, and broad in substrate scope. Significantly, we had shown efficient one-pot methodology for the synthesis of 3,3'-disubstituted oxindoles with all-carbon quaternary center and spiro[2-*H*-pyran-3,4'-indoline] at very mild conditions using organocatalyst. Further extension of asymmetric work of this methodology is going on in our laboratory.

Author contributions

C. B. N. and B. R. P. executed the experiment's session. B. P. M. performed the X-ray single crystal diffraction analysis in consultation with R. G.; S. S. C. finalized the data. A. K. K. directed the project, and C. B. N. wrote the manuscript with the help of A. K. K. and feedback from other authors.

Conflicts of interest

There are no conflicts to declare.

Acknowledgements

C. B. N. thanks CSIR-New Delhi, India, for the fellowship. B. R. P. and S. S. C. thank UGC for a fellowship. The support from central NMR, HRMS facility, and NCL is greatly acknowledged.

Notes and references

- 1 (a) J. J. Badillo, N. V. Hanhan and A. K. Franz, *Curr. Opin. Drug Discovery Dev.*, 2020, **13**, 758; (b) C. Marti and E. M. Carrerira, *Eur. J. Org. Chem.*, 2003, 2209; (c) S. Hibino and T. Choshi, *Nat. Prod. Rep.*, 2002, **18**, 66; (d) H. Lin and S. J. Danishefsky, *Angew. Chem., Int. Ed.*, 2003, **42**, 36; (e) M. Pettersson, D. Knueppel and S. F. Martin, *Org. Lett.*, 2007, **9**, 4623; (f) D. Ravelli, D. Dondi, M. Fagnoni and A. Albini, *Chem. Soc. Rev.*, 2009, **38**, 1999; (g) N. Ye, H. Chen, E. A. Wold, P. Y. Shi and J. Zhou, *ACS Infect. Dis.*, 2016, **2**, 382; (h) C. V. Galliford and K. A. Sheidt, *Angew. Chem., Int. Ed.*, 2007, **46**, 8748; (i) S. Wang, Y. jiang, S. Wu, G. Dong, Z. Miao, W. Zhang and C. Sheng, *Org. Lett.*, 2016, **18**, 1028; (j) D. Cheng, Y. Ishihara, B. Tan and C. F. Barbas III, *ACS Catal.*, 2014, **4**, 743; (k) M. M. Santos, *Tetrahedron*, 2014, **70**, 9735.
- 2 A. Fensonme, W. R. Admas, T. J. Berrodin, J. Cohen, C. Huselton, A. Illenaberger, J. C. Kern, V. A. Hudak, M. A. Marella, E. G. Melenski, C. C. McComs, C. A. Mugford, O. D. Slayden, M. Yudt, Z. Zhang, P. Zhang, Y. Zhu, R. C. Winnekar and J. E. Wrobel, *J. Med. Chem.*, 2008, **51**, 1861.
- 3 S. Peddibhotla, *Curr. Bioact. Compd.*, 2009, **5**, 20.
- 4 A. Fensome, W. R. Adams, T. J. Berrodin, J. Cohen, C. Huselton, A. Illenbrger, J. C. Kern, V. A. Hudak, M. A. Marella, E. G. Melenski, C. C. McComas, C. A. Mugfold, O. D. Slayden, M. Yudt, Z. Zhang, P. Z hang, Y. Zhu, R. C. Winneker and J. E. Wrobel, *J. Med. Chem.*, 2008, **51**, 1861.
- 5 (a) A. Canas-Rodriguez and P. R. Leeming, *J. Med. Chem.*, 1972, **15**, 762; (b) M. K. Uddin, S. G. Reignier, T. Coulter, C. Montalbetti, C. Granas, S. Butcher, C. K. Jensen and J. Feilding, *Bioorg. Med. Chem. Lett.*, 2007, **17**, 2854.
- 6 S. W. Tam and R. Zaczek, *Adv. Exp. Med. Biol.*, 1995, **363**, 47.
- 7 (a) B. Volk, J. Barkoczy, E. Hegedus, S. Udvari, I. Gacsalyi, T. Meezei, K. Pallagi, H. Kompagne, G. Levay, A. Egyed, L. G. Harsing, M. Spedding and G. Siming, *J. Med. Chem.*, 2008, **51**, 25522; (b) B. Volk, I. Gacsalyi, K. Pallagi, L. Posszvacz, I. Gynos and E. Szabo, *J. Med. Chem.*, 2011, **54**, 6657.
- 8 B. Yu, D. Q. Yu and H. M. Liu, *Eur. J. Med. Chem.*, 2015, **97**, 673.
- 9 G. G. Ladani and M. P. Patel, *Heterocycl. Lett.*, 2016, **6**, 393.
- 10 P. Eastwood, J. González, E. Gómez, F. Caturra, N. Aguilar, M. Mir, J. Aiguadé, V. Matassa and C. Balagué, *Med. Chem. Lett.*, 2011, **21**, 6253.
- 11 (a) J. Z. Huang, C. L. Zhang, Y. F. Zhu, L. L. Li, D. F. Chen, Z. Y. Han and L. Z. Gong, *Chem.–Eur. J.*, 2015, **21**, 8389; (b) B. N. Reddy and C. V. Ramana, *Tetrahedron*, 2017, **73**, 888.
- 12 (a) A. Millemaggi and R. J. K. Taylor, *Eur. J. Org. Chem.*, 2010, **2010**, 4527; (b) F. Zhou, Y. L. Liu and J. Zhou, *Adv. Synth. Catal.*, 2010, **352**, 1381; (c) T. Zhang, L. Cheng, S. Hameed, L. Liu, D. Wang and Y. J. Chen, *Chem. Commun.*, 2011, **47**, 6644; (d) G. Bencivenni, L. Y. Wu, A. Mazzanti, B. Giannichi, F. Pescioli, M. P. Song, G. Bartoli and P. Melchiorre, *Angew. Chem., Int. Ed.*, 2009, **48**, 7200; (e) L. L. Wang, L. Peng, J. F. Bai, L. N. Jia, X. Y. Luo, Q. C. Huang, X. Y. Xu and L. X. Wang, *Chem. Commun.*, 2011, **47**, 5593; (f) X. Jiang, Y. Sun, J. Yao, Y. Cao, M. Kai, N. He, X. Zhang, Y. Wang and R. Wang, *Adv. Synth. Catal.*, 2012, **354**, 917; (g) S. J. Chai, Y. F. Lai, J. C. Xu, H. Zheng, Q. Zhu and P. F. Zhang, *Adv. Synth. Catal.*, 2011, **353**, 371; (h) W. B. Chen, Z. J. Wu, Q. L. Pei, L. F. Cun, X. M. Zhang and W. C. Yuan, *Org. Lett.*, 2010, **12**, 3132; (i) Y. B. Lan, H. Zhao, Z. M. Liu, G. G. Liu, J. C. Tao and X. W. Wang, *Org. Lett.*, 2011, **13**, 4866; (j) D. B. Ramachary, C. Venkaiah and R. Madhavachary, *Org. Lett.*, 2013, **15**, 3042; (k) Z. An, Y. Guo, L. Zhao, Z. Li and J. He, *ACS Catal.*, 2014, **4**, 2566; (l) J. Kaur, A. Kumari and S. S. Chimni, *Tetrahedron*, 2017, **73**, 802; (m) N. Gupta, T. Roy, D. Ghosh, S. H. Abdi, R. I. Kureshy, H. K. Noor-ul and H. C. Bajaj, *RSC Adv.*, 2015, **5**, 17843–17850.
- 13 (a) B. B. Touré and D. G. Hall, *Chem. Rev.*, 2009, **109**, 4439; (b) B. Eftekhari-Sis, M. Zirak and A. Akbari, *Chem. Rev.*, 2013, **113**, 2958.
- 14 (a) P. Brandaõ, C. S. Marques, E. P. Carreiro, M. Pineiro and A. Burke, *Chem. Rec.*, 2021, **21**, 924; (b) B. Yu, D. Q. Yu and H. M. Liu, *Eur. J. Med. Chem.*, 2015, **97**, 673; (c) M. Zhang, W. Yang, K. Li, K. Sun, J. Ding, L. Yang and C. Zhu, *Synthesis*, 2019, **51**, 3847; (d) D. Charvin, R. Medori, R. A. Hauser and O. Rascol, *Nat. Rev. Drug Discovery*, 2018, **17**, 804.
- 15 (a) B. List, R. A. Lerner and C. F. Barbas III, *J. Am. Chem. Soc.*, 2000, **122**, 2395; (b) K. Sakthivel, W. Notz, T. Bui and C. F. Barbas III, *J. Am. Chem. Soc.*, 2001, **123**, 5260; (c) W. Notz and B. List, *J. Am. Chem. Soc.*, 2000, **122**, 7386; (d) A. B. Northrup and D. W. C. MacMillan, *J. Am. Chem. Soc.*, 2002, **124**, 6798; (e) A. B. Northrup, I. K. Mangion, F. Hettche and D. W. C. MacMillan, *Angew. Chem., Int. Ed.*, 2004, **43**, 2152; (f) C. Pidathala, L. Hoang, N. Vignola and B. List, *Angew. Chem., Int. Ed.*, 2003, **42**, 2785.
- 16 T. He, Q. Q. Zeng, D. C. Yang, Y. H. He and Z. Guan, *RSC Adv.*, 2015, **5**, 37843.
- 17 Y. L. Guo, Y. H. Li, H. H. Chang, T. S. Kuo and J. H. Han, *RSC Adv.*, 2016, **6**, 74683.
- 18 S. Hegade, G. Gaikwad, Y. Jadhav, A. Pore and A. Mulik, *Monatsh. Chem.*, 2022, **153**, 95.
- 19 L. Liu, D. Wu, X. Li, S. Wang, H. Li, J. Li and W. Wang, *Chem. Commun.*, 2012, **48**, 1692.
- 20 H. Zhao, Y. B. Lan, Z. M. Liu, Y. Wang, X. W. Wang and J. C. Tao, *Eur. J. Org. Chem.*, 2012, **2012**, 1935.
- 21 A. Kumar and S. S. Chimni, *Beilstein J. Org. Chem.*, 2014, **10**, 929.
- 22 (a) X. Jiang, Y. Sun, J. Yao, Y. Cao, M. Kai, N. He, X. Zhang, Y. Wang and R. Wang, *Adv. Synth. Catal.*, 2012, **354**, 917; (b) S. J. Chai, Y. F. Lai, J. C. Xu, H. Zheng, Q. Zhu and P. F. Zhang, *Adv. Synth. Catal.*, 2011, **353**, 371; (c) W. B. Chen, Z. J. Wu, Q. L. Pei, L. F. Cun, X. M. Zhang and W. C. Yuan, *Org. Lett.*, 2010, **12**, 3132; (d) Y. Li, H. Chen, C. Shi, D. Shi and S. Ji, *J. Comb. Chem.*, 2010, **12**, 231.
- 23 Synthesis of N-protected isatin: to a round bottom flask was added isatin (10 mmol, 1 equiv.), DMF (10 ml), and K₂CO₃

- (12 mmol, 1.2 equiv.) and the solution was stirred at r.t for 30 minutes. The solution turns rapidly dark purple. Methyl iodide, alkyl bromide or benzyl bromide, (11 mmol, 1.1 equiv.) was added in one portion. The reaction mixture rapidly change colour. After 12 h, water (20 ml) was added, then the suspension was filtered, and purified by flash column chromatography on silica gel to afford the product.
- 24 A reaction conditions for synthesis of 3,3'-disubstituted oxindoles: mixture of **1** (0.5 mmol, 1 equiv.), **2** (0.55 mmol, 1.1 equiv.) in ethanol (1 ml) was stirred at room temperature for 30 minutes, followed by addition of ketone (2.5 mmol, 5.0 equiv.) and L-proline (0.1 mmol, 20 mol%), continued stirring at rt till to get total conversion of **1'**, the product observed by TLC.
- 25 A reaction conditions for synthesis of spiro[2-*H*-pyran-3,4'-indoline]: mixture of **1** (0.5 mmol, 1 equiv.), **2** (0.55 mmol, 1.1 equiv.) in ethanol (1 ml) was stirred at room temperature for 30 minutes, followed by addition of ketone (2.5 mmol, 5.0 equiv.) and L-proline (0.1 mmol, 20 mol%), continued stirring at rt till to get total conversion of **1'**, the product observed by TLC, then added NaBH₄ (1 mmol, 2 equiv.) at 0 °C stirred mixture for 15 min then stirred at rt for next 1 hr. dr mentioned are calculated by ¹H NMR of crude product. Yields shown above are the combine yield of two diastereomers. We separate two diastereomer by silica gel column chromatography and in ESI† characterisations provided are for major diastereomer only.
- 26 CCDC 2224164 (**4Ae**) and CCDC 2224165 (**4Ah**) contains the supplementary crystallographic data for the paper.†
- 27 CCDC 2224166 (**5Aa**) and CCDC 2224167 (**5Bb**) contains the supplementary crystallographic data for this paper.†
- 28 B. List, *Acc. Chem. Res.*, 2004, **37**, 548.