


 Cite this: *RSC Adv.*, 2022, **12**, 18578

Unrevealing the interaction between O₂ molecules and poly(3-hexylthiophene-2,5-diyl) (P3HT)†

 Marcelo Fernandes,^{‡a} Ernesto Osvaldo Wrasse,^a Caio Junji Kawata Koyama,^a Florian Steffen Günther^{*b} and Douglas José Coutinho ^{*a}

Stability of π -conjugated organic materials remains a critical issue for applications in which these materials and devices based on them are exposed to ambient conditions. Particularly, the initial steps of the reversible and irreversible degradation by molecular oxygen exposure are still not fully explored. Here we present a theoretical study using density functional theory (DFT) to investigate the oxygen effects on the electronic properties of poly(3-hexylthiophene-2,5-diyl) (P3HT). Our results show that trap-states are introduced in the energy gap between the highest occupied and the lowest unoccupied molecular orbitals by the O₂ molecule and both singlet and triplet states can be formed irrespectively of the existence of chain defects. A crossing between the potential energy surfaces of singlet and triplet states was observed for smaller distances of the oxygen molecule to the nearest thiophene ring, which was identified as being the first step towards irreversible degradation.

 Received 10th May 2022
 Accepted 14th June 2022

DOI: 10.1039/d2ra02969c

rsc.li/rsc-advances

Introduction

Organic electronic materials based on polymers and small molecules have shown a wide-range of technological applications due to their relevant electrical, optical, mechanical and biocompatible properties.¹ Practical demonstrations based on these characteristics include: organic light-emitting diodes (OLEDs) for displays and lighting,² organic field-effect transistors (OFETs) for a new generation of computing electronics,³ organic photovoltaics (OPVs) for light harvesting,^{4,5} and sensors, especially for bio-applications.^{6,7} The mechanical and optoelectronic properties of organic electronic materials as well as sensors and devices composed of them, however, are not only determined by the molecular structure but also by other factors such as doping, film morphology, or impurity-related defects.^{8–11} Those aspects do typically not depend on the synthesis but on the processing conditions and the environment in which the devices operate. It is therefore important to remark that some modification of the mechanical or optoelectronic properties of organic electronic devices occur non-

intentionally, *e.g.* as a result of oxygen and moisture diffusion during material processing and/or during device operation.^{12–18}

The interactions between oxygen and conjugated polymers can be divided in two categories according to their reversibility. Irreversible degradation typically involves a chemical reaction of O₂ with the conjugating polymeric chain, resulting in the formation of new covalent bonds between oxygen and (but not restricted to) carbon.^{19,20} In the most severe cases, this leads to chain scission, *i.e.* a drastically reduced conjugation, and consequently in a reduction of the absorption band and in poor conductivity. This process might also be catalysed when organic materials are exposed to air (oxygen) and light simultaneously, in a process known as photo-oxidation.^{20,21} Reversible effects, on the other hand, originate from a physical interaction (non-covalent) between the polymer chain and the oxygen molecule, giving rise to the formation of a charge–transfer complex (CTC). This greatly increases the free hole concentration (p-doping) where the positive charges in the polymer are compensated by negative counter-charges formed by immobile superoxide anions.^{16,22–24} The O₂ adsorption/desorption process and, consequently, the doping and de-doping of conjugated polymers, typically occurs in the time interval from minutes to hours and is strongly dependent on the ambient conditions such as oxygen pressure, light and temperature.²⁵ Consequences of higher oxygen concentration on OFET response include: increase of carrier density due to induced p-type doping,²⁵ but decrease of charge mobility,²³ shift of the threshold-voltage (up to +20 V) and increase in the off-current by several orders of magnitude.²⁶ In organic photovoltaic devices (OPVs), the exposure to oxygen results in losses of fill factor (FF) and reduced open-circuit voltage (V_{oc}).^{27,28} Seemann

^aFederal University of Technology – Paraná (UTFPR), 85902-490 Toledo-PR, Brazil. E-mail: douglascoutinho@utfpr.edu.br

^bSão Carlos Institute of Physics, University of São Paulo, P. O. Box 369, 13560-970 São Carlos-SP, Brazil. E-mail: f.guenther@ifsc.usp.br

† Electronic supplementary information (ESI) available. See <https://doi.org/10.1039/d2ra02969c>

‡ We would like to dedicate this paper to Dr Marcelo Fernandes, who had his life shortened as a consequence of SARS-COVID19. Dr Fernandes had done a significant part of the simulations presented in this paper and unfortunately could not see this work finished. All this is in his honour.



et al. have also observed that the mobile holes form a space charge region near the electrodes, shielding the electric field inside the photoactive layer and hence hampers charge carrier extraction, which leads to the observed loss in short-circuit current (J_{SC}).²⁹

While irreversible degradation is a mark of the total death of the original optoelectronic properties, a partial or even a full recovery from reversible degradation is possible. Nonetheless, the reversibility might take as long as weeks under vacuum and room temperature, but can be shortened to minutes when heated up to the polymer's glass transition.^{25,29} Therefore, although the dynamics of the oxygen doping process is a key question from both fundamental and practical points of view, it has mostly been studied experimentally and discussed phenomenologically. Theoretical studies, however, have most focused on the irreversible chemical interactions.^{19,21,30,31} We therefore aim at closing this gap and at getting a better understanding of how the electronic structure of conjugated polymers change in the proximity of O_2 molecules. For this, we restrict our studies to the organic conjugated semiconductor poly(3-hexylthiophene-2,5-diyl) (P3HT), which has been one of the most extensively studied materials in the research field of organic electronics and is still the material of choice for many novel analyses and characterisation techniques.

In this work, we study the interaction between oxygen and P3HT monomer/oligomers using unrestricted density functional theory (DFT) calculations. Our results show that the triplet nature of O_2 is the origin of in-gap trap-states that cause reversible degradation. We found that for closer proximity the triplet characteristic vanishes and hybridised frontier orbitals with contributions of oxygen as well as the closest unit of P3HT are formed. We characterise this as initiation of the formation of new covalent bonds, *i.e.* irreversible degradation. These observations were made for P3HT monomer as well as for oligomers models in ordered and disordered orientations. This shows the generality of our conclusions. Even though we restricted our study to P3HT, we believe that the herein reported observations also hold for other materials since many semi-conducting polymers involve thiophene derivatives.

Computational details

To describe the interaction between P3HT and molecular oxygen, quantum chemical calculations within the framework of DFT as implemented in the SIESTA^{32,33} code were performed. In this approach the electronic charge density for the ground state is obtained through the Kohn–Sham orbitals, which are expanded in a linear combination of atomic orbitals. Moreover, a double-zeta basis with polarisation functions was employed. A good description of the ground state electronic density was achieved by using an equivalent energy cut-off of 170 Ry for grid integration. As the valence electrons are more effectively involved in the physical and chemical bonds when compared to the inner electrons, only the former was included in the self-consistent field employed to solve the Kohn–Sham equations. The inner electrons and the nucleus are combined to form the ionic core, and the interaction between valence electrons and

ionic cores is described by norm-conserving pseudopotentials proposed by Troullier–Martins.³⁴ The exchange–correlation term was described by the local spin density approximation (LSDA) functional of Ceperley and Alder³⁵ with the parametrization of Perdew and Zunger.³⁶ LSDA has been demonstrated to be suitable to describe the electronic properties of a wide range of materials, including systems for which van der Waals interactions are important.^{37–40} To improve the LSDA results, the van der Waals interactions were included by the Grimme method.⁴¹ For evaluating the stability of the models proposed, the formation energy was calculated as the difference between the total energy of the P3HT: O_2 complexes and the total energies of non-interacting oxygen and polymer were computed. Due to the triplet ground state of molecular oxygen, all calculations were performed at the unrestricted level. The P3HT polymer was modelled as a monomer as well as an oligomer with up to 13 repeat units terminated with hydrogen. For the latter, different defect geometries were considered including different positions of the alkyl-chain as well as torsions of thiophene rings around the bond to adjacent units. Apart from that, no further simplification was done. In particular, the hexyl side-chains have been considered explicitly.

The following strategy was adopted for describing the possible intermolecular orientations: (i) the isolated P3HT and O_2 models were generated and optimised, (ii) P3HT: O_2 complexes were generated by placing the oxygen on top of the polymer at different positions followed by an optimisation, and (iii) modifying the obtained equilibrium orientations and performing single-point calculations. To analyse the electronic structure, we consider the density of states (DOS) which we obtained by placing Gaussian curves with width 0.05 eV at the position of the obtained orbital energies. To study the (de-)localisation of the orbitals, we furthermore considered the partial DOS (pDOS) by weighing the individual Gaussians by the gross orbital populations.

Results and discussion

3-Hexylthiophene monomer (3HT)

At first, the simplest model of P3HT is considered: an isolated thiophene ring with the hexyl side-chain. Fig. 1a shows a top and a side view of the model in the obtained equilibrium geometry. The oxygen molecule lies parallel to the thiophene plane at a distance of 2.7 Å, but not symmetric with respect to the sulphur atom; possibly being also strongly influenced by the alkyl side-chain. Fig. 1 furthermore presents the obtained DOS and pDOS of the isolated oxygen molecule (Fig. 1b), the pristine 3HT monomer (Fig. 1c) and the 3HT: O_2 complex (Fig. 1d), respectively. In Fig. 1b, the spin-down and spin-up DOS with peaks at -4.29 eV and -6.41 eV is shown, respectively, each formed from degenerated states: the two antibonding π_x^* and π_y^* orbitals. The splitting between spin-up and spin-down is a consequence of the triplet nature of the O_2 ground state which results in different exchange interactions for the different spin channels. The pristine 3HT (Fig. 1c) shows a singlet ground state indicated by identical spin-up and spin-down DOSs. The lowest unoccupied molecular orbital (LUMO) at -1.09 eV and

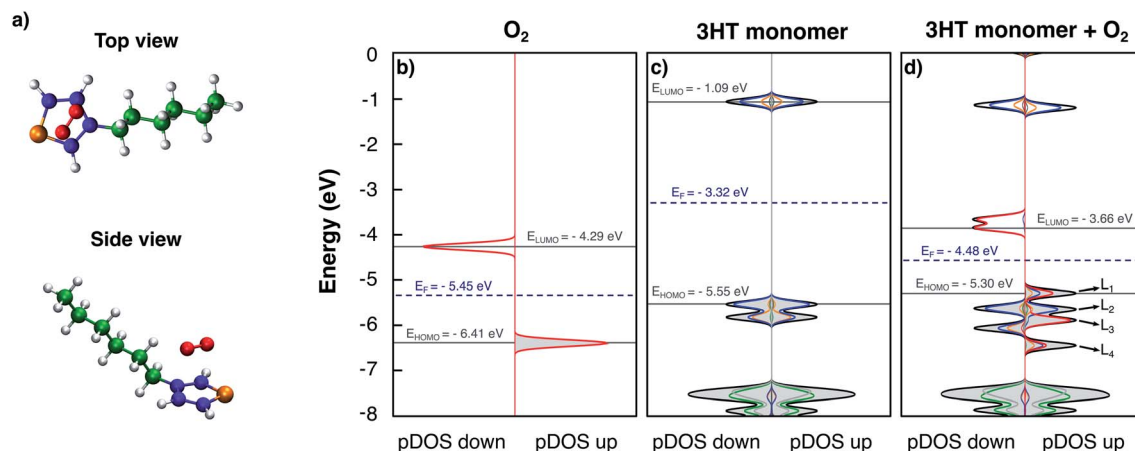


Fig. 1 Top and side view of the equilibrium geometry of the 3HT:O₂ system shown in a). DOS and pDOS of an isolated O₂ molecule b), an isolated 3HT-monomer c) and the 3HT:O₂ system d). Colours refer to the atoms as they are colour coded in a): oxygen – red, sulphur – orange, thiophene carbon – blue, alkyl carbon – green, and hydrogen – grey. Occupied states are indicated by grey shading.

the highest occupied molecular orbital (HOMO) at -5.55 eV, as well as the HOMO-1 levels, are formed by the atoms of the thiophene ring. More specifically, the atomic orbitals contributing to these levels are the p-orbitals perpendicular to the thiophene plane. Hence, these frontier orbitals are π orbitals. The resulting energy gap was found to be 4.46 eV. The levels which are deeper in energy (< -7 eV) are orbitals localised in the aliphatic side-chain. Due to the stronger bonding of the electrons described by these wave functions, these states are not important for electronic properties. This is the reason why the side-chains are typically neglected in theoretical studies.

So far, we have considered the DOS and pDOS of the individual fragments. Now we turn to the DOS of the complex (Fig. 1d). Comparing the form of the DOS and pDOS of the spin-down density (left panel) to that of the 3HT monomer, no difference can be found. All displayed levels are at similar energies and the contributions of the individual units are nearly identical. The comparison to the spin-down DOS of isolated O₂ reveals a similar observation with the exception that the two, formerly degenerated levels slightly split because the presence of the 3HT-monomer breaks the symmetry and consequently the degeneracy. It can therefore be concluded that the spin-down densities of the two fragments do not interact. On the other hand, the spin-up density reveals a different picture. Here, only the levels deep in energy (< -7 eV) and the LUMO resemble the DOS and pDOS of the isolated 3HT-monomer. The remaining 4 levels which are labelled as L₁, L₂, L₃, and L₄ can be qualified as follows: L₂ is mostly localised at the thiophene ring and appears like the pDOS of the 3HT-monomer HOMO. L₃ on the other hand shows major contribution from the O₂ molecule indicating equivalence to one of the two π^* orbitals, most probably the one with a node plane perpendicular to the thiophene plane. The remaining two levels L₁ and L₄ are both constituted by atoms of the thiophene ring and the oxygen molecule indicating hybridised complex orbitals. Due to this, the HOMO energy is slightly higher than that of the pristine 3HT monomer, resulting in an energy gap of 4.20 eV.

The two spin-down states nearly at -3.60 eV shown in Fig. 1d can be understood in a similar fashion as impurities in solid state semiconductors. Due to the lower energy compared to the LUMO level, a photo-excited electron may decay into these states which leads to modified optoelectronic properties. For this reason, these two levels will simply be referred to as trap-states in the following. They can also be filled with electrons directly from the HOMO, either thermally or by photoexcitation, under absorption of a photon in the infrared range. In both cases, the counter-charge of the immobile excited electron is an additional hole in the HOMO. As pointed out above, the HOMO remains barely impacted by the oxygen meaning that the hole remains delocalised and mobile. Hence, a p-doping effect takes place. Since the oxygen is not covalently bound, its removal—for instance caused by thermal induced diffusion—might be possible. The induced modification of the material properties is therefore reversible and explains the experimentally observed reversible degradation.^{11–13,15,24,42}

It is important to note that all results summarised so far are for isolated complex models surrounded by vacuum. In real organic thin films, complexes are surrounded by other molecules which may lead to different geometrical configurations. The complex geometry in such cases might differ from those obtained from our optimisation of an isolated model. For this reason, we found it important to consider further modified geometries. Thus, we performed single point calculations using the previously relaxed orientation, evaluating the influence of: i) the distance d between the 3HT monomer and O₂ (Fig. 2), ii) in-plane (Fig. 3a), and iii) out-of-plane rotations (Fig. 3b), on the electronic properties. Analysing the pDOS (Fig. 2) one can observe three important aspects when the O₂ molecule approaches the 3HT monomer ($d < 2.7$ Å). Firstly, by reducing d , the physical interaction becomes stronger, resulting in an increased splitting of the two spin-down oxygen trap-states (red line). Secondly, the splitting of the hybridised levels L₁ and L₄ of Fig. 2 also increases, shifting the HOMO energy up such that the distance to the lower spin-down trap-state shrinks. Thirdly, for

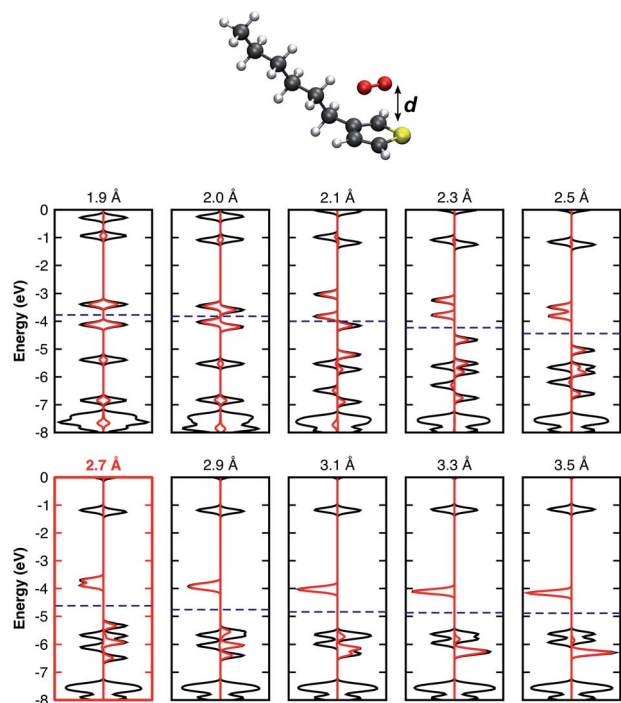


Fig. 2 DOS of the 3HT:O₂ system represented by the solid black lines and the O₂-pDOS in red, for different single point calculations. Fermi levels are displayed by the blue dashed-lines.

d between 2.0–2.1 Å, the splitting is so strong that a change from the triplet to the singlet state occurs. This suggests the first step towards the irreversible degradation as the singlet oxygen is known to be far more reactive to organic compounds, being also responsible for the photo-degradation of many materials. In the opposite case ($d > 2.7$ Å), when the oxygen is moved away from 3HT the splitting of the trap-states as well as of L₁ and L₄ decreases, and the two fragments act as isolated systems at a distance of about 3.3 Å.

From Fig. 3a, the in-plane rotation does not promote any significant influence on oxygen trap-states as well as on the monomer HOMO–LUMO states. In addition, while a global energy minimum at $d = 2.7$ Å (Fig. SM1†) was observed, the total energy remaining approximately constant for all in-plane angles. These results are not unexpected because in-plane rotations maintain the p_z orbitals of the two molecules parallel to each other. Conversely, out-of-plane rotations (Fig. 3b) present a different influence on L₁–L₄ levels. As the angle ϕ increases, L₃ drastically shifts towards higher energies approaching L₁. For angles $>45^\circ$, L₁ and L₃ combine and form a new HOMO level. As one can see from Fig. 3b the major contribution of the new HOMO level originates from the oxygen spin-up orbitals. This scenario is similar to the individual molecules because as the angle increases the two initially parallel p_z orbitals turn perpendicular, thus decreasing the interaction between them. The out-of-plane rotation, however, is energetically not favoured resulting in a decrease of binding energy of up to 0.5 eV (see Fig. SM2†).

3-Hexylthiophene oligomer (13-3HT)

It is known that conjugated polymers form amorphous and semicrystalline structures when processed to thin films.^{43–45} In the ordered regions the charge transport is delocalised whereas it is very localised in the amorphous parts. Thin film crystallinity is determined by several parameters and depends on many conditions from synthesis to film processing. The most important ones are: monomer characteristics, chain regioregularity, size and torsions, solvent, the use of additives and others.^{20,46–48} In the attempt of mimicking possible morphological defects, we investigate the effect of oxygen molecules on a regioregular (Rr) and regiorandom (Ra) 13-3HT oligomers in fully planar as well as in twisted orientation. The side and top view of the three models are shown in Fig. SM3.† Fig. SM4† depicts the band diagram for a 3HT-based system, increasing

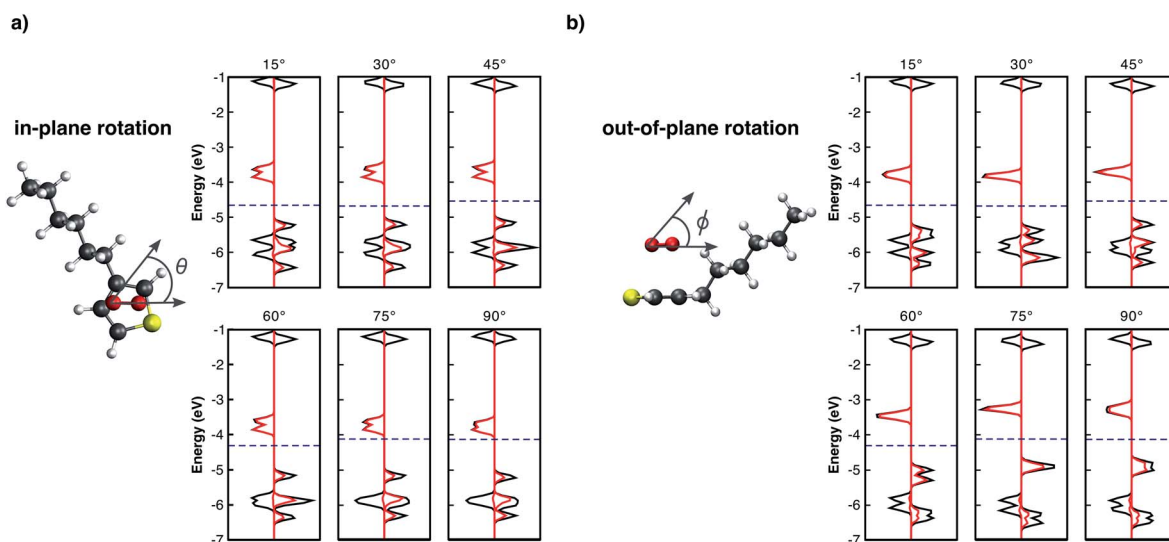


Fig. 3 DOS (black lines) of the 3HT:O₂ system, as well as the pDOS (red lines) of oxygen molecule, for different single point calculations. Fermi levels are displayed by the blue dashed-lines. a) Shows the in-plane angle rotation θ , and b) the out-of-plane angle ϕ .

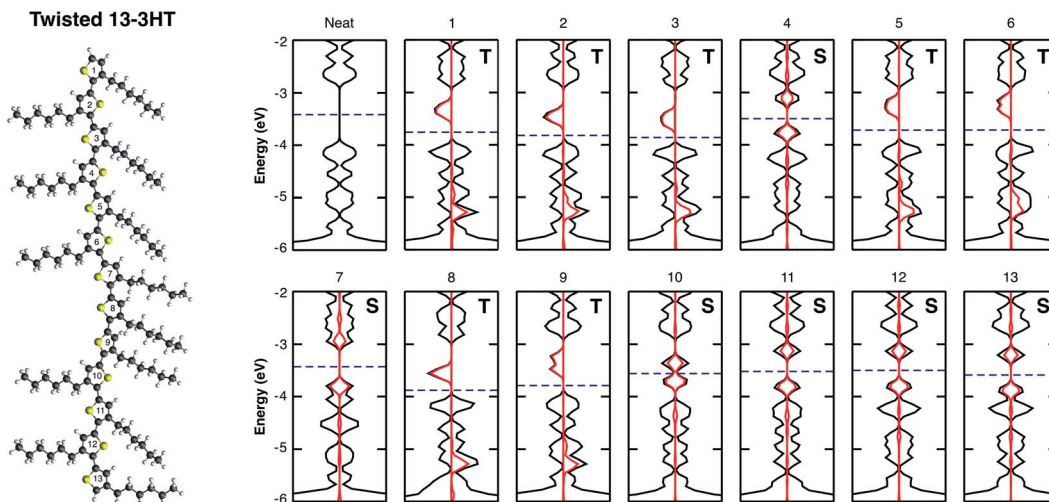


Fig. 4 Electronic structure of the neat twisted 13-3HT (first), as well as the 13-3HT:O₂ complex, in which each band structure corresponds to the site position of the O₂ molecule with respect to the thiophene ring number (top-to-bottom).

the number of repeat units N from 1 to 13. The gap between HOMO and LUMO converges to a value of about 1.15 eV and the energy of the frontier states remains practically the same for $N > 11$. Thus, we consider the 13-3HT as a representation of a P3HT polymer. In the next step, we individually placed the O₂ molecule on top of each of the 13 repeat units followed by a structure relaxation. For the obtained geometry, the total energy, the DOS, and the pDOS were calculated for all the defect structures.

Fig. 4 shows the electronic structure of the twisted 13-3HT oligomer, neat (first) and with the presence of O₂ (others). Each number corresponds to the position of an individual oxygen molecule with respect to the thiophene ring number, starting from top to the bottom. Differently from the monomer, in which the triplet was the energetically favourable state, stable singlet states were also obtained for calculations of all 13-3HT models. From Fig. 4, however, it is not possible to find a direct correlation between the chain defects and the spin polarity. To better understand the origin of different multiplicities, we analysed the resulting distance between O₂ and the nearest atom of 13-3HT thiophene ring. We found that singlet states have an average distance of (2.12 ± 0.06) Å, and triplet states of (2.66 ± 0.07) Å. Similar results were observed for Rr and Ra models and the statistics of the spin multiplicity occurrence is depicted in Fig. SM5.†

Considering two particular sites of the 13-3HT oligomer in Fig. 4 we calculated the total energy varying the distance d of the O₂ molecule while keeping its multiplicity fixed. From Fig. 5, the total energy profile calculated on sites 3 and 4 exhibits two different types. For Type 1 (a), the minima of the energy profiles are nearly at the same distance with the triplet state being by about 0.6 eV more stable. This means the triplet state is far more stable and basically only reversible degradation occurs for Type 1. On the other hand, for Type 2 (Fig. 5b), the triplet state is more stable as well, but the local minimum of the singlet state is at smaller distances and below the potential energy surface of the triplet state (red dashed line). This indicates that the singlet state can occur as a meta-stable and is only about

0.26 eV above the minimum of the triplet state. The same observations were made for all 13-3HT oligomers, including the regioregular (Rr), regiorandom (Ra) and twisted but not for the monomer. For the monomer, only a behaviour similar to Type 1 was found (see Fig. SM6†). We therefore conclude that stable singlet states are a feature of polymerized systems. We argue that different thiophene sites promote distinct crystal-fields in their neighbourhood so that the two types are observed. The specific structural aspects of the polymer, however, do not favour or disfavour Type 1 or Type 2. We therefore conclude that irreversible and reversible degradation is not directly promoted by chain defects. Hence, observed correlations between lower structure defect concentration and lower degradation can at most be due to indirect effects such as reduced oxygen diffusion at higher degrees of crystallinity. Hence, the different degradation kinetics resulting from morphological aspects, experimentally observed in disordered films, should be related with the oxygen permeability and not to energetic issues. We also emphasise that, although we restrict our studies to P3HT, we believe that most of our observations and conclusions remain true for other organic compounds and are universal for conjugated systems as polymers and small molecules.

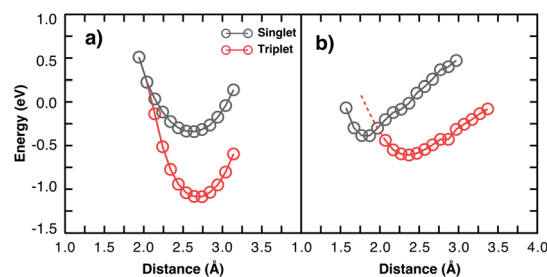


Fig. 5 Single point energy calculation for two different thiophene sites (3 and 4) of a twisted 13-3HT oligomer. The energy–distance profile of the two sites exhibits two different types: Type 1, shown in a); and Type 2, in b). Red dashed-line is the extrapolated points for $d < 2.0$ Å.

Conclusions

Here, we have theoretically studied the interaction between a O₂ molecule with the widely used organic semiconductor polymer P3HT by means of first-principles simulations in the framework of DFT. We observed that upon interaction with molecular oxygen, the 3HT monomer forms a stable complex at a distance of 2.7 Å. Trap-states are introduced by triplet oxygen, leading to the experimentally observed p-doping character. A similar scenario was also observed for different oligomers including chain defects. However, differently from the monomer, singlet oxygen was also obtained as a meta-stable state, irrespectively whether or not chain defects were present. According to our results, the singlet state becomes energetically more favourable than the triplet state for distances below 2.1 Å. This stronger singlet character is the first step towards a chemical interaction *i.e.* an irreversible degradation. We assume that the observed effects here can also be extrapolated to other π -conjugating organic systems and efforts have to be made in order to better protect these materials from oxygen.

Conflicts of interest

There are no conflicts of interest to declare.

Acknowledgements

This work used resources of the "Centro Nacional de Processamento de Alto Desempenho em São Paulo (CENAPAD-SP)". F. G. acknowledges financial support from Fundação de Amparo à Pesquisa do Estado de São Paulo (FAPESP, 2018/15670-5). All authors thank the support of the National Institute of Science and Technology on Organic Electronics (INEO/INCT), supported by the Brazilian National Council for Scientific and Technological Development (CNPq) (process number: 400912/2016-3), São Paulo Research Foundation (FAPESP) (2014/50869-6), and CAPES (Brazilian Education Ministry) (23038.000776/201754).

References

- 1 K. Feron, R. Lim, C. Sherwood, A. Keynes, A. Brichta and P. C. Dastoor, Organic Bioelectronics: Materials and Biocompatibility, *Int. J. Mol. Sci.*, 2018, **19**, 2382.
- 2 S. Ashok Kumar, J. S. Shankar, B. K. Periyasamy and S. K. Nayak, Device engineering aspects of Organic Light-Emitting Diodes (OLEDs), *Polymer-Plastics Technology and Materials*, 2019, vol. 58, pp. 1597–1624.
- 3 A. Facchetti, Semiconductors for organic transistors, *Mater. Today*, 2007, **10**, 28–37.
- 4 Y. Cui, H. Yao, J. Zhang, T. Zhang, Y. Wang, L. Hong, K. Xian, B. Xu, S. Zhang, J. Peng, Z. Wei, F. Gao and J. Hou, Over 16% efficiency organic photovoltaic cells enabled by a chlorinated acceptor with increased open-circuit voltages, *Nat. Commun.*, 2019, **10**(10), 1–8.
- 5 D. J. Coutinho, G. C. Faria, D. T. Balogh and R. M. Faria, Influence of charge carriers mobility and lifetime on the performance of bulk heterojunction organic solar cells, *Sol. Energy Mater. Sol. Cells*, 2015, **143**, 503–509.
- 6 R. A. Picca, K. Manoli, E. Macchia, L. Sarcina, C. Di Franco, N. Cioffi, D. Blasi, R. Österbacka, F. Torricelli, G. Scamarcio and L. Torsi, Ultimately Sensitive Organic Bioelectronic Transistor Sensors by Materials and Device Structure Design, *Adv. Funct. Mater.*, 2020, **30**, 1904513.
- 7 Y. H. Lee, O. Y. Kweon, H. Kim, J. H. Yoo, S. G. Han and J. H. Oh, Recent advances in organic sensors for health self-monitoring systems, *J. Mater. Chem. C*, 2018, **6**, 8569–8612.
- 8 P. Kumar, K. N. Shivananda, W. Zajączkowski, W. Pisula, Y. Eichen and N. Tessler, The Relation Between Molecular Packing or Morphology and Chemical Structure or Processing Conditions: the Effect on Electronic Properties, *Adv. Funct. Mater.*, 2014, **24**, 2530–2536.
- 9 S. Savagatrup, A. D. Printz, T. F. O'Connor, A. V. Zaretski, D. Rodriguez, E. J. Sawyer, K. M. Rajan, R. I. Acosta, S. E. Root and D. J. Lipomi, Mechanical degradation and stability of organic solar cells: molecular and microstructural determinants, *Energy Environ. Sci.*, 2014, **8**, 55–80.
- 10 J. M. Verilhac, G. LeBlevenec, D. Djurado, F. Rieutord, M. Chouiki, J. P. Travers and A. Pron, Effect of macromolecular parameters and processing conditions on supramolecular organisation, morphology and electrical transport properties in thin layers of regioregular poly(3-hexylthiophene), *Synth. Met.*, 2006, **156**, 815–823.
- 11 A. D. Scaccabarozzi, A. Basu, F. Aniés, J. Liu, O. Zapata-Arteaga, R. Warren, Y. Firdaus, M. I. Nugraha, Y. Lin, M. Campoy-Quiles, N. Koch, C. Mü, L. Tsetseris, M. Heeney and T. D. Anthopoulos, Doping Approaches for Organic Semiconductors, *Chem. Rev.*, 2022, **122**, 4420–4492.
- 12 J. A. Hauch, P. Schilinsky, S. A. Choulis, S. Rajjolsen and C. J. Brabec, The impact of water vapor transmission rate on the lifetime of flexible polymer solar cells, *Appl. Phys. Lett.*, 2008, **93**, 103306.
- 13 M. Jørgensen, K. Norrman, S. A. Gevorgyan, T. Tromholt, B. Andreasen, F. C. Krebs, M. Jørgensen, K. Norrman, S. A. Gevorgyan, T. Tromholt, B. Andreasen and F. C. Krebs, Stability of Polymer Solar Cells, *Adv. Mater.*, 2012, **24**, 580–612.
- 14 K. Kawano, R. Pacios, D. Poplavskyy, J. Nelson, D. D. C. Bradley and J. R. Durrant, Degradation of organic solar cells due to air exposure, *Sol. Energy Mater. Sol. Cells*, 2006, **90**, 3520–3530.
- 15 S. Bixi, O. A. Melville, B. Mirka, Y. He, A. D. Hendsbee, H. Meng, Y. Li and B. H. Lessard, Air and temperature sensitivity of n-type polymer materials to meet and exceed the standard of N2200, *Sci. Rep.*, 2020, **10**, 1–10.
- 16 S. Bellani, D. Fazzi, P. Bruno, E. Giussani, E. V. Canesi, G. Lanzani and M. R. Antognazza, Reversible P3HT/oxygen charge transfer complex identification in thin films exposed to direct contact with water, *J. Phys. Chem. C*, 2014, **118**, 6291–6299.
- 17 A. Turak, Interfacial degradation in organic optoelectronics, *RSC Adv.*, 2013, **3**, 6188–6225.
- 18 H. O. Seo, M. G. Jeong, K. D. Kim, D. H. Kim, Y. D. Kim and D. C. Lim, Studies of degradation behaviors of poly(3-

- hexylthiophene) layers by X-ray photoelectron spectroscopy, *Surf. Interface Anal.*, 2014, **46**, 544–549.
- 19 G. Volonakis, L. Tsetseris and S. Logothetidis, Impurity-related effects in poly(3-hexylthiophene) crystals, *Phys. Chem. Chem. Phys.*, 2014, **16**, 25557–25563.
- 20 H. Hintz, H. J. Egelhaaf, L. Lüer, J. Hauch, H. Peisert and T. Chassé, Photodegradation of P3HT - A systematic study of environmental factors, *Chem. Mater.*, 2011, **23**, 145–154.
- 21 N. Sai, K. Leung, J. Zádor and G. Henkelman, First principles study of photo-oxidation degradation mechanisms in P3HT for organic solar cells, *Phys. Chem. Chem. Phys.*, 2014, **16**, 8092–8099.
- 22 P. K. Nayak, R. Rosenberg, L. Barnea-Nehoshtan and D. Cahen, O₂ and organic semiconductors: Electronic effects, *Org. Electron.*, 2013, **14**, 966–972.
- 23 M. S. A. Abdou, F. P. Orfino, Y. Son and S. Holdcroft, Interaction of oxygen with conjugated polymers: charge transfer complex formation with poly(3-alkylthiophenes), *J. Am. Chem. Soc.*, 1997, **119**, 4518–4524.
- 24 G. C. Faria, D. J. Coutinho, H. von Seggern and R. M. Faria, Doping mechanism in organic devices: Effects of oxygen molecules in poly(3-hexylthiophene) thin films, *Org. Electron.*, 2018, **57**, 298–304.
- 25 H. H. Liao, C. M. Yang, C. C. Liu, S. F. Horng, H. F. Meng and J. T. Shy, Dynamics and reversibility of oxygen doping and de-doping for conjugated polymer, *J. Appl. Phys.*, 2008, **103**, 104506.
- 26 L. A. Kehrer, S. Winter, R. Fischer, C. Melzer and H. Von Seggern, Temporal and thermal properties of optically induced instabilities in P3HT field-effect transistors, *Synth. Met.*, 2012, **161**, 2558–2561.
- 27 J. Schafferhans, A. Baumann, A. Wagenpfahl, C. Deibel and V. Dyakonov, Oxygen doping of P3HT:PCBM blends: Influence on trap states, charge carrier mobility and solar cell performance, *Org. Electron.*, 2010, **11**, 1693–1700.
- 28 F. L. Araújo, D. R. B. Amorim, B. B. M. Torres, D. J. Coutinho and R. M. Faria, Electrical performance of PTB7-Th:PC71BM solar cell when in contact with the environment, *Sol. Energy*, 2020, **208**, 583–590.
- 29 A. Seemann, T. Sauermann, C. Lungenschmied, O. Armbruster, S. Bauer, H. J. Egelhaaf and J. Hauch, Reversible and irreversible degradation of organic solar cell performance by oxygen, *Sol. Energy*, 2011, **85**, 1238–1249.
- 30 C. K. Lu and H. F. Meng, Hole doping by molecular oxygen in organic semiconductors: Band-structure calculations, *Phys. Rev. B Condens. Matter*, 2007, **75**, 235206.
- 31 A. Lücke, W. G. Schmidt, E. Rauls, F. Ortman and U. Gerstmann, Influence of structural defects and oxidation onto hole conductivity in P3HT, *J. Phys. Chem. B*, 2015, **119**, 6481–6491.
- 32 A. García, N. Papior, A. Akhtar, E. Artacho, V. Blum, E. Bosoni, P. Brandimarte, M. Brandbyge, J. I. Cerdá, F. Corsetti, R. Cuadrado, V. Dikan, J. Ferrer, J. Gale, P. García-Fernández, V. M. García-Suárez, S. García, G. Huhs, S. Illera, R. Korytár, P. Koval, I. Lebedeva, L. Lin, P. López-Tarifa, S. G. Mayo, S. Mohr, P. Ordejón, A. Postnikov, Y. Pouillon, M. Pruneda, R. Robles, D. Sánchez-Portal, J. M. Soler, R. Ullah, V. W. Z. Yu and J. Junquera, Siesta: Recent developments and applications, *J. Chem. Phys.*, 2020, **152**, 204108.
- 33 J. M. Soler, E. Artacho, J. D. Gale, A. García, J. Junquera, P. Ordejón and D. Sánchez-Portal, The SIESTA method for *ab initio* order-N materials simulation, *J. Phys. Condens. Matter*, 2002, **14**, 2745.
- 34 N. Troullier and J. L. Martins, Efficient pseudopotentials for plane-wave calculations, *Phys. Rev. B*, 1991, **43**, 1993.
- 35 D. M. Ceperley and B. J. Alder, Ground State of the Electron Gas by a Stochastic Method, *Phys. Rev. Lett.*, 1980, **45**, 566.
- 36 J. P. Perdew and A. Zunger, Self-interaction correction to density-functional approximations for many-electron systems, *Phys. Rev. B*, 1981, **23**, 5048.
- 37 T. Davey and Y. Chen, The effect of oxygen impurities on the stability and structural properties of vacancy-ordered and -disordered ZrCx, *RSC Adv.*, 2022, **12**, 3198–3215.
- 38 O. Neufeld, O. Neufeld, O. Neufeld, O. Wengrowicz, O. Peleg, A. Rubio, A. Rubio, O. Cohen and O. Cohen, Detecting multiple chiral centers in chiral molecules with high harmonic generation, *Opt. Express*, 2022, **30**(3), 3729–3740.
- 39 Z. Tang, G. J. Cruz, Y. Wu, W. Xia, F. Jia, W. Zhang and P. Zhang, Giant Narrow-Band Optical Absorption and Distinctive Excitonic Structures of Monolayer C₃N and C₃B, *Phys. Rev. Appl.*, 2022, **17**, 034068.
- 40 E. O. Wrasse, I. M. Garcia, R. J. Baierle, V. S. de Souza, J. D. Scholten and F. M. Collares, Quantum chemistry study of the interaction between ionic liquid-functionalized TiO₂ quantum dots and methacrylate resin: Implications for dental materials, *Biophys. Chem.*, 2020, **265**, 106435.
- 41 S. Grimme, Semiempirical GGA-type density functional constructed with a long-range dispersion correction, *J. Comput. Chem.*, 2006, **27**, 1787–1799.
- 42 K. Kawano, R. Pacios, D. Poplavskyy, J. Nelson, D. D. C. Bradley and J. R. Durrant, Degradation of organic solar cells due to air exposure, *Sol. Energy Mater. Sol. Cells*, 2006, **90**, 3520–3530.
- 43 G. M. Fanta, P. Jarka, U. Szeluga, T. Tá Nski and J. Y. Kim, Phase Behavior of Amorphous/Semicrystalline Conjugated Polymer Blends, *Polymers*, 2020, **12**, 1726.
- 44 R. Xie, R. H. Colby and E. D. Gomez, Connecting the Mechanical and Conductive Properties of Conjugated Polymers, *Adv. Electron. Mater.*, 2018, **4**, 1700356.
- 45 Z. Ding, D. Liu, K. Zhao and Y. Han, Optimizing Morphology to Trade off Charge Transport and Mechanical Properties of Stretchable Conjugated Polymer Films, *Macromolecules*, 2021, **54**, 3907–3926.
- 46 T. Adachi, J. Brazard, R. J. Ono, B. Hanson, M. C. Traub, Z. Q. Wu, Z. Li, J. C. Bolinger, V. Ganesan, C. W. Bielawski, D. A. Vanden Bout and P. F. Barbara, Regioregularity and single polythiophene chain conformation, *J. Phys. Chem. Lett.*, 2011, **2**, 1400–1404.
- 47 T. Muntasir and S. Chaudhary, Understanding defect distributions in polythiophenes *via* comparison of regioregular and regiorandom species, *J. Appl. Phys.*, 2015, **118**, 205504.
- 48 N. Vukmirović and L. W. Wang, Electronic structure of disordered conjugated polymers: Polythiophenes, *J. Phys. Chem. B*, 2009, **113**, 409–415.