


 Cite this: *RSC Adv.*, 2020, 10, 10807

Convergent access to bis-1,2,4-triazinyl-2,2'-bipyridines (BTBPs) and 2,2'-bipyridines via a Pd-catalyzed Ullman-type reaction†

 Gabrielle D. Waters  and Jesse D. Carrick *

Multidentate, soft-Lewis basic, complexant scaffolds have displayed significant potential in the discrete speciation of the minor actinides from the neutron-absorbing lanthanides resident in spent nuclear fuel. Efforts to devise convergent synthetic strategies to targets of interest to improve liquid–liquid separation outcomes continue, but significant challenges to improve solubility in process-relevant diluents to effectively define meaningful structure–activity relationships remain. In the current work, a synthetic method to achieve the challenging 2,2'-bipyridine bond of the bis-1,2,4-triazinyl-2,2'-bipyridine (BTBP) complexant class leveraging a Pd-catalyzed Ullman-type coupling is reported. This convergent strategy improves upon earlier work focused on linear synthetic access to the BTBP complexant moiety. Method optimization, relevant substrate scope and application, as well as a preliminary mechanistic interrogation are reported herein.

Received 21st January 2020

Accepted 2nd March 2020

DOI: 10.1039/d0ra00673d

rsc.li/rsc-advances

1 Introduction

Remediation of hazardous radionuclides produced as byproducts of the nuclear fuel cycle has been an area of intense research focus in recent decades as the need for improved efficiency of carbon-neutral alternative energy sources has increased. Minor actinides, such as ^{241}Am have high levels of radioactivity and a half-life of over 400 years. Developing efficient techniques for the separation of the minor actinides from lanthanides is at the forefront of innovation due to the potential for the evolution of advanced recycling of spent nuclear fuel (SNF) *via* the partition and transmutation strategy. Issues that arise in separating minor actinides from lanthanides are the similarity in electronic properties which present challenges for liquid–liquid separations.¹ Soft-Lewis basic, multi-dentate complexants, including tri- and tetra- on various scaffolds, which adhere to the CHON principle have demonstrated significant potential in this area² in the last thirty years.³

The 2,2'-bipyridine construct has been utilized extensively as a ligand for various metal-mediated processes,⁴ in addition to more contemporary areas of research such as photoredox catalysis.⁵ With an ongoing interest to develop ligands for catalytic transformations based on N-donor atoms, this moiety will continue to find relevance in synthetic method development,⁶ materials,⁷ and separations.⁸ Previous work in this laboratory focused on the goal of affording bis-1,2,4-triazinyl-

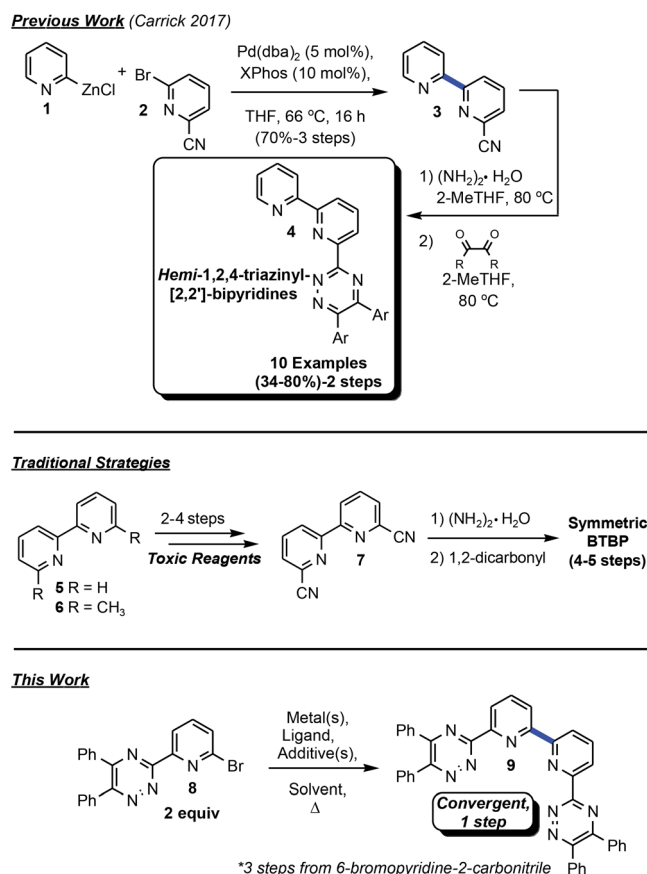


Fig. 1 HTBP and BTBP access synthetic summary.

Department of Chemistry, Tennessee Technological University, Cookeville, TN 38505-0001, USA. E-mail: jcarrick@tntech.edu

† Electronic supplementary information (ESI) available. See DOI: 10.1039/d0ra00673d



2,2'-bipyridines (BTBPs) directly from the premetalated zinc reagent *via* Negishi coupling⁹ without success (Fig. 1). This method was suitable for the production of *hemi*-1,2,4-triazinyl-2,2'-bipyridines (*hemi*-TBPs, **4**), but was unable to be adapted to BTBPs even with extensive further optimization attempts. Traditional methods for accessing BTBPs often involve linear synthetic routes from the corresponding bis-carbonitrile **7** (ref. 10) and commonly employ toxic reagents. Condensation reactions with 1,2-dicarbonyls are frequently utilized, but symmetric complexants with limited functional group diversity are necessarily afforded. These constructs limit the opportunity to develop structure–activity relationships towards improved performance. These nonconvergent approaches also present limitations for complexant diversity.

Treatment of 2,2'-bipyridine under oxidative conditions followed by trimethylsilylcyanide¹¹ or, alternatively, selenium-mediated oxidation of 6,6'-dimethyl-2,2'-bipyridine, subsequent condensation with hydroxylamine, tosylation, and finally elimination afford entry into **7**.¹² Commercial sources of **7** can frequently be cost prohibitive for development work.¹³ Undeterred by our previous lack of success in merging two discrete 6-bromo-2-pyridinyl-1,2,4-triazines and the construction of the 2,2'-bipyridine bond towards BTBPs, we set out upon a different course to employ metal-mediated strategies for direct bond formation *via* an Ullman-type¹⁴ homocoupling strategy. Method discovery, optimization, application to BTBPs and 2,2'-bipyridines, and preliminary efforts toward understanding the complex mechanistic underpinnings of this transformation are reported herein.

2 Results and discussion

2.1 Method optimization

Table 1 delineates method optimization towards the desired BTBP end products. Initial reaction conditions began with screening a variety of nickel catalysts. Conditions pursuant to the Weix procedures¹⁵ with NiBr₂·3H₂O and manganese metal under reductive conditions afforded the proto-dehalogenated variant of **8** [MTPPhen] (entry 1).¹⁶ A similar observation was made with entries 3 and 5. This result is suggestive that the starting material had successfully accomplished an oxidative addition or, potentially a two-electron reduction with manganese or magnesium metal, but the subsequent transmetalation and reductive elimination steps did not transpire consequently affording the protodemetalated or dehalogenated **8**. Evaluation of various other nickel catalysts with additives had similar results, or resulted in no conversion of **1** (entries 3–4).¹⁷ Kumada coupling¹⁸ was explored on an example that utilized isopropyl magnesium chloride to premetalate **8** *via* Mg–X exchange¹⁹ (entry 5) in concert with (2*R*)-1-[(1*R*)-1-[bis(1,1-dimethylethyl)phosphino]ethyl]-2-(dicyclohexylphosphino)ferrocene (CyPF-*t*Bu) developed in the Hartwig laboratory²⁰ and utilized in earlier Pd-catalyzed amination work from this group,²¹ but no conversion of **8** towards **9** was observed.

With preliminary experiments proving unproductive, palladium catalysts were evaluated with an incorporation of zinc towards facilitation of a one-pot Negishi coupling²² with various

Buchwald²³ ligands (entries 7–9). No desired product was afforded. The catalyst/ligand combinations explored in entries 7–9 were previously successful for the development of Suzuki–Miyaura cross-coupling²⁴ as well as Buchwald–Hartwig amination on similar substrates.²¹ From past work involving Sonogashira coupling,²⁵ copper(i) iodide was a competent additive for successful Pd-catalyzed alkynylation of **8**. Entry 10 was a direct evaluation of successful Sonogashira conditions, which did not afford **9**. For entries 9–11, copper(i) iodide was added to the reaction vessel after 24 hours. This was a turning point for reaction development as conversion of **8** towards **9** was observed spectroscopically by ¹H NMR for entry 11 that incorporated knowledge from the current endeavor, in addition to previous work on Pd-catalyzed amination. Looking to improve the conversion, trifluoroacetic acid (TFA) was excluded from entry 12. The conversion increased three-fold, and suggested that protic acid was an inhibitor of the desired transformation and could have been accelerating protodemetalation. Increasing the temperature from 115 to 150 °C resulted in 85% conversion (entry 13). A series of experiments which evaluated ligands described to stabilize zinc complexes²⁶ were subsequently incorporated to evaluate potential enhancement of the desired transformation.

2.2 BTBP scope

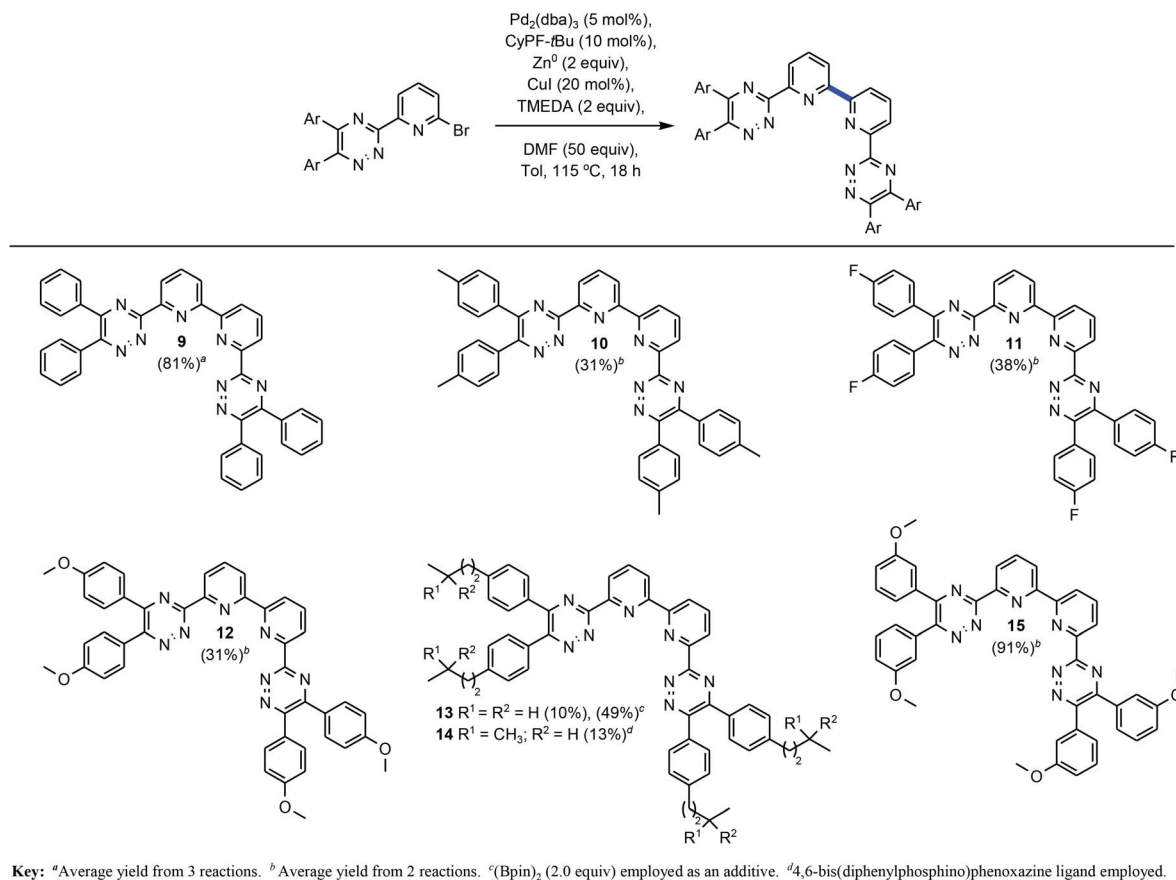
Addition of *N,N,N',N'*-tetramethylethylenediamine (TMEDA), afforded nearly full conversion (entry 15) to the BTBP scaffold **9** and an initial 60% isolated yield from automated flash-column chromatography. When 1,4-dioxane was utilized as a stabilizing ligand 22% conversion was observed (entry 14).²⁷ Screening of additional ligands for palladium (entries 16 and 17) validated CyPF-*t*Bu as the most potent ligand in this transformation with the best impurity profile.

Alternative solvents, including DMSO and CPME (entries 18 and 19) were evaluated and demonstrated DMF's profound influence as the superior solvent. Entry 20 evaluated the impact of a Cu⁰ intermediate *versus* Cu^{X+} in the reaction sequence. Given the minimal yield obtained, it is hypothesized that Cu^{X+} intermediates play a key transmetalating role in the desired outcome of the transformation. Decreasing the catalyst and ligand loading by half resulted in little to no conversion (entry 21). When entry 21 was performed with toluene as the solvent and DMF as an additive approximately 50% conversion was achieved with a worse impurity profile. Similarly, changing the zinc loading from 2 to 0.2 resulted in lower conversion (entry 22) further emphasizing the probability of facilitated two-electron reduction of the sp² C–Br bond as a fundamental step in the transformation. Further optimization of entry 22 substantiated that utilizing DMF as an additive and toluene as the reaction solvent, or cosolvation, the isolated yield could be dramatically improved (entry 23). This set of conditions formed the baseline of which other examples would be explored. As part of due diligence, the appropriate control experiments which systematically and singularly removed, the catalyst, ligand, zinc, copper(i) iodide, and DMF with all other reagents remaining were performed. As expected, all control experiments resulted in no

Table 1 Description of method development^a

Expt.	Catalyst (mol%)	Ligand (mol%)	Metal (equiv.)	Additive (equiv.)	Solvent (M)	Temp. (°C)	Time (h)	Conv. ^b (yield) ^c
1	NiBr ₂ ·3H ₂ O (5%)	Phenanthroline (5%)	Mn ⁰ (2.0)	—	DMF (0.05)	40–140	48	0 ^d
2	NiBr ₂ ·3H ₂ O (5%)	—	Mg ⁰ (1.0)	—	CPME (0.3)	40	24	0
3	NiCl ₂ (dppp) (5%)	—	Zn ⁰ (2.0)	TFA (0.1)	DMAc (0.3)	150	24	0 ^d
4	NiCl ₂ ·6H ₂ O (5%)	—	Zn ⁰ (1.2)	LiCl (1.0), AcOH (0.01)	DMF (0.5)	60	12	0
5	Pd ₂ (dba) ₃ (5%)	CyPF- <i>t</i> Bu (10%)	iPrMgCl (1.65)	CuI (2.0)	THF (0.3)	66	24	0
6	Pd ₂ (dba) ₃ (5%)	XPhos (10%)	Zn ⁰ (2.0)	TFA (0.1)	DMAc (0.3)	66–110	48	0 ^d
7	Pd(OAc) ₂ (5%)	RuPhos (10%)	Zn ⁰ (2.0)	TFA (0.1)	Tol (0.3)	110	24	0
8	Pd(OAc) ₂ (5%)	XantPhos (10%)	Zn ⁰ (2.0)	TFA (0.1), CuI (0.5)	DMF (0.3)	115	48	0
9	Pd ₂ (dba) ₃ (5%)	CyPF- <i>t</i> Bu (10%)	Zn ⁰ (2.0)	TFA (0.1)	Tol (0.3)	110	24	0
10	Pd(dppf) ₂ Cl ₂ (5%)	—	Zn ⁰ (2.0)	TEA (3.0), CuI (0.2)	MTBE (0.25)	55	36	0
11	Pd ₂ (dba) ₃ (5%)	CyPF- <i>t</i> Bu (10%)	Zn ⁰ (2.0)	TFA (0.1), CuI (0.2)	DMF (0.3)	115	48	10
12	Pd ₂ (dba) ₃ (5%)	CyPF- <i>t</i> Bu (10%)	Zn ⁰ (2.0)	TFA (0.1), CuI (0.2)	DMF (0.3)	115	36	30
13	Pd ₂ (dba) ₃ (5%)	CyPF- <i>t</i> Bu (10%)	Zn ⁰ (2.0)	CuI (0.2)	DMF (0.3)	115	18	85(43)
14	Pd ₂ (dba) ₃ (5%)	CyPF- <i>t</i> Bu (10%)	Zn ⁰ (2.0)	CuI (0.2)	DMF (0.3)	150	18	22
15	Pd ₂ (dba) ₃ (5%)	CyPF- <i>t</i> Bu (10%)	Zn ⁰ (2.0)	CuI (0.2), 1,4-dioxane (2.0)	DMF (0.3)	115	18	99(60)
16	Pd ₂ (dba) ₃ (5%)	<i>t</i> -Bu-BrettPhos (10%)	Zn ⁰ (2.0)	CuI (0.2), TMEDA (2.0)	DMF (0.3)	115	18	63
17	Pd ₂ (dba) ₃ (5%)	dppf (10%)	Zn ⁰ (2.0)	CuI (0.2), TMEDA (2.0)	DMF (0.3)	115	18	95(51)
18	Pd ₂ (dba) ₃ (5%)	CyPF- <i>t</i> Bu (10%)	Zn ⁰ (2.0)	CuI (0.2), TMEDA (2.0)	DMSO (0.3)	115	18	0
19	Pd ₂ (dba) ₃ (5%)	CyPF- <i>t</i> Bu (10%)	Zn ⁰ (2.0)	CuI (0.2), TMEDA (2.0)	CPME (0.3)	105	18	0
20	Pd ₂ (dba) ₃ (5%)	CyPF- <i>t</i> Bu (10%)	Zn ⁰ (2.0)	Cu ⁰ (0.2), TMEDA (2.0)	DMF (0.3)	115	18	<10
21 ^d	Pd ₂ (dba) ₃ (2.5%)	CyPF- <i>t</i> Bu (5%)	Zn ⁰ (2.0)	CuI (0.2), TMEDA (2.0)	DMF (0.3)	115	18	<10
22	Pd ₂ (dba) ₃ (5%)	CyPF- <i>t</i> Bu (5%)	Zn ⁰ (2.0)	CuI (0.2), TMEDA (2.0)	DMF (0.3)	115	18	15
23	Pd₂(dba)₃ (5%)	CyPF-<i>t</i>Bu (5%)	Zn⁰ (2.0)	CuI (0.2), TMEDA (2.0), DMF(50)	Tol (0.3)	115	18	99(81)

^a Tetramethylethylenediamine (TMEDA), cyclopentyl methyl ether (CPME), dimethylformamide (DMF), dimethylacetamide (DMAc), toluene (Tol), or methyl *tert*-butyl ether (MTBE) as solvent. CyPF-*t*Bu = 1-dicyclohexylphosphino-2-di-*t*-butylphosphinoethylferrocene. ^b Conversion determined from integration of select resonances in the ¹H NMR spectrum without internal standard. ^c Isolated, purified yield where applicable. ^d Protodehalogenated MTPPhen afforded.



Scheme 1 Evaluation of BTBP scope with diversified 6-bromo-[1,2,4]-triazinyl pyridines.

conversion of **8** and underscore the synergy of all reagents towards the formation of **9**. With a seemingly viable method for the convergent construction of BTBP complexants realized, our focus progressed towards the evaluation of the substrate scope and transformation limits. Scheme 1 above highlights the BTBP scope evaluated for the developed method. Preparation of the required Br-MTP starting materials has been previously disclosed.^{21b,24a} Commercially available benzils were utilized for the construction of the starting materials for **9–12**, and **15**, whereas synthesis of the benzil was required for **13–14**. Purification of the desired end products *via* automated flash chromatography presented numerous challenges. Incorporation of DMF into the crystal lattices of solid end products contributed to difficulties in purification and characterization of pure materials.

The developed transformation was tolerant electron-withdrawing functionality (**11**) affording the desired convergent product in 38% yield. Alkoxy-substituted-1,2,4-triazines have found utility in separations processes of minor actinides²⁸ and were of significant interest in the context of the current work. Pleasingly, the 4,4'-, as well as the 3,3'-dimethoxy-BTP proved competent examples for the transformation albeit in markedly different isolated yields which were most succinctly attributed to purification issues. Aliphatic, inductively electron-donating alkyl substituents on the Br-MTP starting materials proved challenging for this transformation. Although, the

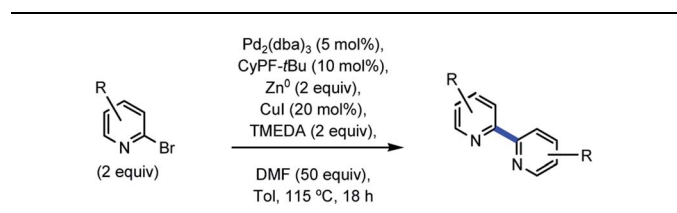
desired products were afforded in the case of **10** and **13–14** yields were modest in all four cases and additional attempts at optimization did not prove fruitful.²⁹ An additional aliphatic example, 6,6'-bis-[5,6-bis(4-(3,3-dimethylbutyl)phenyl)-[1,2,4]triazin-3-yl]-2,2'-bipyridine, was successful by the described method, but purification challenges, poor solubility, and tendency towards degradation did not facilitate inclusion.

Given the high yield of **9**, it was postulated that this specific product may be favorably interacting with the metal complex intermediates facilitating greater turnovers. As such, incorporation of **9** as additive did not accelerate the improvement of yield in the context of the aliphatic examples. It was, however, subsequently demonstrated that the addition (2.0 equiv.) of bispinacolatodiboron (B(pin)₂) could facilitate an improved isolated yield of **13** as a direct correlation of earlier work,^{24a,30} but not in the case of aliphatic example **14**. After thoroughly evaluating the BTBP scope of the 2,2'-bipyridine bond formation *via* this method, our focus shifted towards applications of 2,2'-bipyridines with excision of the 1,2,4-triazine moiety (Table 2).

2.3 Bipyridine scope

Table 2 below summarizes our evaluation of the developed transformation in the context of less functionalized, and more ubiquitous 2,2'-bipyridines. Purification challenges existed within the confines of the successful examples. Formation of **16–**

Table 2 Evaluation of 2,2'-bipyridine synthesis



Entry	Product	(Conv. ^a /yield ^b)
1		16 (86) ^a
2	17 R = 4,4'-CH ₃	17 (95) ^a
3	18 R = 4,4'-CF ₃	18 (99) ^a
4	19 R = 6,6'-CN	19 (70) ^a
5	20 R = 6,6'-OCH ₃	20 (22) ^{a,c}
6	21 R = 6,6'-CO(OCH ₃)	21 (10) ^{a,d}
7	22 R = 6,6'-CH ₃	22 (0) ^{a,e}
8	23 R = 6,6'-Ph	23 (0) ^{a,f}

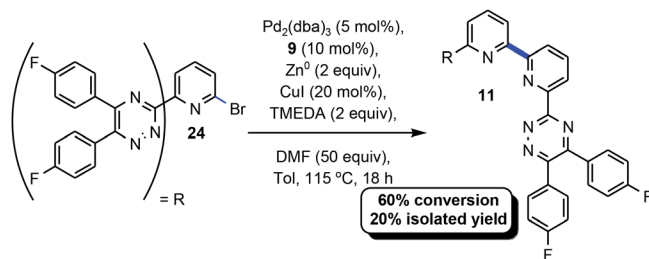
^a Conversion determined from integration of selected resonances in the ¹H NMR spectrum without internal standard. ^b Isolated, purified yield.

^c Attempted four times, starting material conversions was not achieved.

^d No conversion of starting material. ^e Reaction was continued for 60 h without product formation. ^f Less than 2 mol% conversion of starting material was observed. Isolation was not attempted.

18 (entries 1–3) was successful without substantive deviation from the developed procedure and each was observed in high conversion. Product **16** was isolated in 62% yield, whereas isolation of the product in high purity remained unrealized in the cases of **17** and **18** even though clean starting material conversion was observed spectroscopically in both cases. Access to 2,2'-bipyridines with electron-withdrawing functionality can present challenges for successful synthesis.³¹ In the case of **18** numerous work up conditions were attempted using existing protocols,¹⁷ acid, or base in addition to modified chromatographic procedures without success. When electron-withdrawing functionality was present at the 2-position on the 6-bromopyridine starting material mixed results were observed (entries 4–6). Good isolated yield of **19** was realized underscoring this approach as a complement to previously reported results in comparable yield.³² The resonance donating ability of the 6-methoxy substituent is perceived to negatively influence the coupling outcome towards **20** (entry 5) in a similar way to entry 7. Entry 6 afforded no conversion towards **21**, but not as the result of addition to the ester carbonyl group of any of the reaction intermediates. While strongly, inductively electron-withdrawing substituents in the 4-position were compatible substrates (entry 3), similar results were not observed in the specific case of entry 6.

A striking contradiction was observed in entry 7 when R = CH₃. While the methyl substituent in the 4-position was a competent substrate in the transformation affording high conversion to the desired product **17**, transposition of this



Scheme 2 BTBP ligand in Ullmann-type coupling.

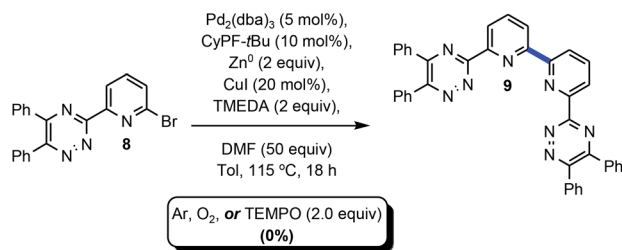
substituent to the 6-position failed to afford **22**. Interestingly, the 2-phenyl-6-bromopyridine example which failed to afford the homocoupled product **23**, indirectly substantiates that the 1,2,4-triazine may play a critical role in stabilization of one, or more transition states toward the production of end products as excision of this moiety from the substrate in entry 8 did not afford any conversion of starting material, decomposition, or otherwise. Construction of biphenyls, specifically biphenyl, 4,4'-dimethoxybiphenyl, 4,4'-difluorobiphenyl, and 4,4'-dimethyldiphenyl to address inductively electron neutral, donating, and withdrawing functionality were attempted during the course of the investigation. All examples failed to afford conversion of starting material *via* the method described.

2.4 Utilization of BTBP in Ullman-type coupling

Given the high conversion and isolated yield of **9** (Scheme 1) we were curious if this product could be serving as a ligand for Pd and accelerating the homocoupling reaction in this case. An experiment was designed and executed whereby **9** would substitute for CyPF-*t*Bu for a challenging example under the optimized conditions (Scheme 1).³³ Pursuant to the aforementioned, **9** was utilized in concert with the remaining reaction parameters delineated in Table 1 to afford **11** in 60% conversion and 20% isolated yield. When CyPF-*t*Bu was utilized as the ligand **11** was afforded in higher conversion and isolated yield (38%, Scheme 2).

2.5 Probing the mechanism for Ullman-type coupling

The standard transformation optimized in Table 1 above employed a standard reaction vial which was not purged with inert gas prior to performance of the experiment. Scheme 3 probed the potential role oxygen or other single-electron processes may play in this system. An experiment which involved complete removal of oxygen under an Ar atmosphere afforded 0% of **9** suggesting that oxygen may play a role in oxidizing one or more of the metalated intermediates. Interestingly, and seemingly contradictory, when the experiment was conducted in a pure oxygen atmosphere **9** was not afforded. Finally, incorporation of a super stoichiometric amount of the free radical scavenger, 2,2,6,6-tetramethyl-1-piperidinyloxy free radical (TEMPO), did not lead to the formation of **9**.³⁴



Scheme 3 Efforts toward understanding the operative reaction mechanism.

3 Conclusions

In summary, the authors have disclosed a Pd-catalyzed Ullmann-type coupling for the convergent synthesis of functionalized BTBPs which advances access to these important materials for separations beyond traditionally linear approaches. The examples describe highlight strategic opportunities to acquire diversified complexants for the definition structure–activity relationships in separations systems. Preliminary mechanistic evaluation of the transformation suggests a synergistic transformation dependent on cooperativity of Pd²⁺, Zn⁰, and Cu¹⁺. Evaluation of prepared complexants in separations experiments of simulated spent nuclear fuel are ongoing and will be reported in due course.

4 Experimental

4.1 General considerations

All reagents were purchased from U.S. chemical suppliers, stored according to published protocols, and used as received unless indicated otherwise. All experiments were performed in oven- or flame-dried glassware. Reaction progress was monitored using thin-layer chromatography on glass-backed silica gel plates and/or ¹H NMR analysis of crude reaction mixtures. R_f values for compounds that resulted in a concentrically observed spot on normal phase silica gel are reported using the conditions listed. Melting point data listed is for a single, uncorrected experiment unless noted otherwise. All reported yields listed are for pure compounds and corrected for residual solvent, if applicable, from ¹H NMR spectroscopy, unless otherwise indicated. In cases where multiple examples were attempted, the yield data for the highest discrete yield is included and average yield data is reported above in Table 2 or Scheme 3. Infrared spectral data was acquired from the (form) listed. All ¹H and ¹³C NMR data was acquired from a 500 MHz or 900 MHz multinuclear spectrometer with broad-band N₂ cryo- (500 MHz) or liquid He cryoprobe (900 MHz). Chemical shifts are reported using the δ scale and are referenced to the residual solvent signal: CDCl₃ (δ 7.26) and (CD₃)₂S=O (2.50) for ¹H NMR and CDCl₃ (δ 77.15), (CD₃)₂S=O (δ 39.52), and (CD₃)₂C=O (29.84) for ¹³C{¹H} NMR.³⁵ Splittings are reported as follows: (br) = broad, (s) = singlet, (d) = doublet, (t) = triplet, and (m) = multiplet. ¹³C NMR spectra obtained on a 500 or 900 MHz spectrometer with broadband cryoprobe were corrected for ringdown using linear back prediction. High resolution mass

spectrometry (HRMS) data was obtained utilizing electron impact ionization (EI) with a magnetic sector (EBE trisector), double focusing-geometry mass analyzer.

4.1.1 General procedure for the preparation of BTBPs (A)

Method A. This method was utilized with all entries in Scheme 1 except **10** and **14**, as well as all entries in Table 2. To an 8 mL reaction vial equipped with a magnetic stir bar at ambient temperature was charged Zn⁰ (2.0 equiv.), TMEDA (2.0 equiv.), and 3-(6-bromo-pyridin-2-yl)-5,6-diphenyl-[1,2,4]triazine (0.025 g, 0.064 mmol, 0.5 equiv.). Toluene and DMF were added successively to a separate 20 mL vial and 1/3 of the total mixture (0.3 M) was combined with the first vial and agitated for 0.5 hours. In a separate 8 mL reaction vial at ambient temperature was charged Pd₂(dba)₃ (5 mol%), CyPF-*t*Bu (10 mol%), CuI (20 mol%), 3-(6-bromo-pyridin-2-yl)-5,6-diphenyl-[1,2,4]triazine (0.025 g, 0.064 mmol, 0.5 equiv.) in 1/3 of the DMF and Tol mixture. Once vial 1 had been agitated for 0.5 hours the vials were combined and the vial charged with Zn⁰ was rinsed with the last 1/3 of the mixture. The resulting slurry was heated at 115 °C for the time indicated upon which time the crude reaction was concentrated to afford the crude mixture which was absorbed on Celite and purified using automated flash column chromatography under the discrete conditions for each described compound to afford the pure compound in the listed yield.

4.1.2 General procedure for the preparation of BTBPs (B)

Method B. This method was used for **10** in Scheme 1. Compound **14** in Scheme 1 followed this procedure as well with the exception of utilization of 4,6-bis(diphenylphosphino)phenoxazine as the ligand instead of CyPF-*t*Bu. To an 8 mL reaction vial equipped with a magnetic stir bar at ambient temperature was charged Zn⁰ (2 equiv.), TMEDA (2 equiv.), and 3-(6-bromo-pyridin-2-yl)-5,6-diphenyl-[1,2,4]triazine (0.0167 g, 0.027 mmol, 0.33 equiv.). Combine the toluene and DMF in a separate 20 mL vial and take 1/3 of total mixture (0.3 M) to add to the first vial and let agitate for 0.5 hours. In a separate 8 mL reaction vial at ambient temperature was charged Pd₂(dba)₃ (5 mol%), CyPF-*t*Bu (10 mol%), CuI (20 mol%), 3-(6-bromo-pyridin-2-yl)-5,6-diphenyl-[1,2,4]triazine (0.0167 g, 0.0269 mmol, 0.33 equiv.) in 1/3 of the total mixture. Once the first vial has agitated for 0.5 hours the vials were combined, the vial charged with zinc was rinsed with the last 1/3 of the mixture and added to the third vial containing the remainder of the 3-(6-bromo-pyridin-2-yl)-5,6-diphenyl-[1,2,4]triazine. The resulting slurry was heated at 115 °C. After two hours at the intended temperature, a third of the portion of the mixture in the last vial is added to the reaction mixture. This is repeated two more times in two hour intervals until all of reagent is added to the reaction vial. Upon the reaction finishing at which time the crude reaction was concentrated to afford the crude mixture which was absorbed on Celite and purified using automated flash column chromatography under the discrete conditions for each described compound to afford the pure compound in the listed yield.

4.2 Compound data

4.2.1 6,6'-Bis-(5,6-diphenyl-[1,2,4]triazin-3-yl)-2,2'-bipyridine (9).¹⁰ Prepared according to the general procedure

discussed above (Method A) with 3-(6-bromo-pyridin-2-yl)-5,6-diphenyl-[1,2,4]triazine (0.0500 g, 0.128 mmol, 1.00 equiv.), ^1H NMR (500 MHz), (CDCl_3)₂: δ = 9.03 (d, J = 7.9 Hz, 2H), 8.75 (d, J = 7.6 Hz, 2H), 8.14 (t, J = 7.6 Hz, 2H), 7.77 (d, J = 7.8 Hz, 4H), 7.69 (d, J = 7.5 Hz, 4H), 7.52–7.39 (m, 12H). This compound's ^1H NMR spectrum was commensurate with published data referenced above.

4.2.2 6,6'-Bis-[5,6-bis(4-methylphenyl)-[1,2,4]triazin-3-yl]-2,2'-bipyridine (10). Prepared according to the general procedure discussed above (Method A) with 3-(6-bromo-pyridin-2-yl)-5,6-di-*p*-tolyl-[1,2,4]triazine (0.0532 g, 0.128 mmol, 1.00 equiv.), R_f = 0.34, 10% $\text{CH}_3\text{OH}/\text{CH}_2\text{Cl}_2$; isolated yield 0.0162 g, 38%; yellow powder; melting point = 295.0–299.0 °C; ^1H NMR (500 MHz), (CDCl_3): δ = 9.01 (d, J = 7.7 Hz, 2H), 8.72 (d, J = 7.8 Hz, 2H), 8.12 (t, J = 7.7 Hz, 2H), 7.68 (d, J = 8.0 Hz, 4H), 7.59 (d, J = 7.8 Hz, 4H), 7.23–7.19 (m, 8H), 2.41 (s, 6H), 2.40 (s, 6H); $^{13}\text{C}\{^1\text{H}\}$ NMR (125 MHz, CDCl_3): δ = 160.6, 156.4, 156.3, 155.9, 152.5, 141.5, 140.1, 138.2, 133.2, 132.8, 130.1, 129.56, 129.5 × (overlaps with 129.56), 129.5, 124.5, 123.5, 21.7, 21.6; IR (ATR-solid): $\bar{\nu}_{\text{max}}$ = 3080, 2941, 2920, 1607, 1578, 1563, 1496, 1479, 1353, 1181, 1075, 814, 791 cm^{-1} ; HRMS (EI): m/z : [M]⁺ calcd for $\text{C}_{44}\text{H}_{34}\text{N}_8$ 674.2906; found: 674.2907.

4.2.3 6,6'-Bis-[5,6-bis(4-fluoro)-[1,2,4]triazin-3-yl]-2,2'-bipyridine (11). Prepared according to the general procedure discussed above (Method A) with 3-(6-bromo-pyridin-2-yl)-5,6-bis-(4-fluoro-phenyl)-[1,2,4]triazine (0.0544 g, 0.128 mmol, 1.00 equiv.), R_f = 0.41, 10% $\text{CH}_3\text{OH}/\text{CH}_2\text{Cl}_2$; isolated yield 0.0228 g, 42%; yellow powder; melting point = 285.5–288.8 °C; ^1H NMR (500 MHz, (CD_3)₂SO): δ = 8.83 (d, J = 7.9 Hz, 2H), 8.68 (d, J = 7.8 Hz, 2H), 8.35 (t, J = 7.8 Hz, 2H), 7.79–7.73 (m, 4H), 7.71–7.66 (m, 4H), 7.38–7.31 (m, 8H); $^{13}\text{C}\{^1\text{H}\}$ NMR (180 MHz, (CD_3)₂SO): δ = 163.8 (d, J = 128.4 Hz), 162.7 (d, J = 126.9 Hz), 160.4, 155.7, 155.4, 155.1, 152.3, 139.0, 132.5, 132.4, 131.9, 131.8, 124.6, 122.6, 115.8 (d, J = 4.6 Hz), 115.7 (d, J = 5.0 Hz); IR (ATR-solid): $\bar{\nu}_{\text{max}}$ = 1603, 1578, 1564, 1519, 1511, 1408, 1396, 1386, 1356, 1159, 1148, 840, 805 cm^{-1} ; HRMS (EI): m/z : [M]⁺ calcd for $\text{C}_{40}\text{H}_{22}\text{F}_4\text{N}_8$ 690.1904; found: 690.1881.

4.2.4 6,6'-Bis-[5,6-bis(4-methoxy)-[1,2,4]triazin-3-yl]-2,2'-bipyridine (12). Prepared according to the general procedure discussed above (Method A) with 3-(6-bromo-pyridin-2-yl)-5,6-bis-(4-methoxy-phenyl)-[1,2,4]triazine (0.0575 g, 0.128 mmol), R_f = 0.47, 10% $\text{CH}_3\text{OH}/\text{CH}_2\text{Cl}_2$; isolated yield 0.0160 g, 34%; yellow powder; melting point = 251.2–255.5 °C; ^1H NMR (500 MHz), (CDCl_3): δ = 9.03 (d, J = 7.7 Hz, 2H), 8.73 (d, J = 7.6 Hz, 2H), 8.13 (t, J = 7.8 Hz, 2H), 7.82–7.78 (m, 4H), 7.70–7.66 (m, 4H), 6.98–6.90 (m, 8H), 3.88 (s, 6H), 3.87 (s, 6H); $^{13}\text{C}\{^1\text{H}\}$ NMR (125 MHz), (CDCl_3): δ = 162.1, 161.1, 160.3, 156.4, 155.7, 155.2, 152.6, 138.2, 131.8, 131.1, 128.2, 128.1, 124.5, 123.4, 114.4, 114.3, 53.6, 53.5; IR (ATR-solid): $\bar{\nu}_{\text{max}}$ = 3079, 2954, 2923, 2851, 1605, 1576, 1565, 1516, 1494, 1359, 1250, 1173, 1031, 1016, 833, 801 cm^{-1} ; HRMS (EI): m/z : [M]⁺ calcd for $\text{C}_{44}\text{H}_{34}\text{N}_8\text{O}_4$ 738.2703; found: 738.2720.

4.2.5 6,6'-Bis-[5,6-bis(4-butylphenyl)-[1,2,4]triazin-3-yl]-2,2'-bipyridine (13). Prepared according to the general procedure discussed above (Method A) with 3-(6-bromo-pyridin-2-yl)-5,6-bis-(4-butyl-phenyl)-[1,2,4]triazine (0.0350 g, 0.069 mmol, 1.00 equiv.), R_f = 0.32, 10% $\text{CH}_3\text{OH}/\text{CH}_2\text{Cl}_2$; isolated yield 0.0138 g, 49%; light-yellow solid; melting point = 155.2–

159.1 °C; ^1H NMR (500 MHz), (CDCl_3): δ = 9.03 (d, J = 7.8 Hz, 2H), 8.73 (d, J = 7.7 Hz, 2H), 8.13 (t, J = 7.8 Hz, 2H), 7.70 (d, J = 7.9 Hz, 4H), 7.61 (d, J = 7.9 Hz, 4H), 7.22 (d, J = 7.6 Hz, 4H), 7.21 (d, J = 7.6 Hz, 4H), 2.68–2.65 (m, 8H), 1.68–1.58 (m, 8H), 1.42–1.31 (m, 8H), 0.95 (t, J = 7.0 Hz, 6H), 0.94 (t, J = 6.9 Hz, 6H); $^{13}\text{C}\{^1\text{H}\}$ NMR (200 MHz), (CDCl_3): δ = 160.6, 156.4, 156.3 × (overlaps with 156.4), 156.0, 152.6, 146.4, 145.0, 138.2, 133.4, 133.0, 130.1, 129.6, 128.88, 128.83, 124.5, 123.4, 35.73, 35.67, 33.5, 33.4, 22.51, 22.47, 14.11, 14.08; IR (CDCl_3): $\bar{\nu}_{\text{max}}$ = 3059, 3032, 2956, 2928, 2857, 1609, 1580, 1567, 1492, 1466, 1379, 837, 802 cm^{-1} ; HRMS (EI): m/z : [M]⁺ calcd for $\text{C}_{56}\text{H}_{58}\text{N}_8$ 842.4784; found: 842.4758.

4.2.6 6,6'-Bis-[5,6-bis(4-(3-methylbutyl)phenyl)-[1,2,4]triazin-3-yl]-2,2'-bipyridine (14). Prepared according to the general procedure discussed above (Method B) with 3-(6-bromo-pyridin-2-yl)-5,6-bis-[4-(3-methyl-butyl)-phenyl]-[1,2,4]triazine (0.0670 g, 0.128 mmol, 1.00 equiv.), R_f = 0.38, 10% $\text{CH}_3\text{OH}/\text{CH}_2\text{Cl}_2$; isolated yield 0.0076 g, 12.6%; yellow powder; melting point = 205.1–209.8 °C; ^1H NMR (500 MHz), (CDCl_3): δ = 9.01 (d, J = 7.8 Hz, 2H), 8.73 (d, J = 7.7 Hz, 2H), 8.12 (t, J = 7.8 Hz, 2H), 7.70 (d, J = 8.0 Hz, 4H), 7.60 (d, J = 8.1 Hz, 4H), 7.23 (d, J = 8.0 Hz, 4H), 7.22 (d, J = 8.1 Hz, 4H), 2.71–2.62 (m, 8H), 1.66–1.49 (m, 12H), 0.96 (d, J = 6.2 Hz, 12H), 0.94 (d, J = 6.2 Hz, 12H); $^{13}\text{C}\{^1\text{H}\}$ NMR (125 MHz), (CDCl_3): δ = 160.6, 156.38, 156.37, 156.0, 152.6, 146.7, 145.3, 138.2, 133.3, 133.0, 130.1, 129.6, 128.82, 128.77, 124.6, 123.5, 40.6, 40.5, 33.9, 33.8, 27.90, 27.85, 22.69, 22.66; IR (CDCl_3): $\bar{\nu}_{\text{max}}$ = 3060, 3033, 2952, 2926, 2868, 1608, 1580, 1568, 1488, 1468, 1376, 1351, 1185, 820, 797, 722 cm^{-1} ; HRMS (EI): m/z : [$\text{M}-\text{C}_3\text{H}_7$]⁺ calcd for $\text{C}_{57}\text{H}_{59}\text{N}_8$ 855.4857; found: 855.4835.

4.2.7 6,6'-Bis-[5,6-bis(3-methoxy)-[1,2,4]triazin-3-yl]-2,2'-bipyridine (15). Prepared according to the general procedure discussed above (Method A) with 3-(6-bromo-pyridin-2-yl)-5,6-bis-(3-methoxy-phenyl)-[1,2,4]triazine (0.0575 g, 0.128 mmol), R_f = 0.36, 10% $\text{CH}_3\text{OH}/\text{CH}_2\text{Cl}_2$; isolated yield 0.0526 g, 91%; yellow powder; melting point = 227.0–229.0 °C; ^1H NMR (500 MHz), (CDCl_3): δ = 9.00 (br-s, 2H), 8.74 (d, J = 7.8 Hz, 2H), 8.13 (t, J = 7.7 Hz, 2H), 7.37–7.28 (m, 10H), 7.19–7.16 (m, 2H), 7.05–7.00 (m, 4H), 3.80 (s, 6H), 3.76 (s, 6H); $^{13}\text{C}\{^1\text{H}\}$ NMR (125 MHz), (CDCl_3): δ = 160.8, 159.9, 159.8, 156.33, 156.3 × (overlaps with 156.33), 156.0, 152.3, 138.3, 137.1, 136.7, 129.82, 129.80, 124.6, 123.6, 122.6, 122.3, 117.3, 116.3, 115.0, 114.6, 55.52, 55.46; IR (ATR-solid): $\bar{\nu}_{\text{max}}$ = 3064, 3003, 2956, 2932, 2835, 1599, 1580, 1503, 1487, 1452, 1428, 1376, 1362, 1289, 1266, 1241, 1038, 1019, 921, 862, 809, 787, 730, 701 cm^{-1} ; HRMS (EI): m/z : [M]⁺ calcd for $\text{C}_{44}\text{H}_{34}\text{N}_8\text{O}_4$ 738.2703; found: 738.2668.

4.3 Special instructions

It should be noted that **11** demonstrated significant sensitivity to acetonitrile, acetone, and methanol. Pursuant to the aforementioned, these solvents should be avoided where possible for the purposes of chromatographic purification, transfer, and/or NMR analysis. Deuterated chloroform and dimethyl sulfoxide were suitable alternative solvents for spectroscopic or other characterization.

Additionally, prepared materials readily incorporate residual *N,N*-dimethylformamide and ethyl acetate into the crystal lattice which were challenging to remove *via* standard reduced pressure techniques. Chromatography with acetonitrile effectively removed the *N,N*-dimethylformamide whereas azeotropic removal of ethyl acetate with acetonitrile in all cases except **11** proved successful.

Conflicts of interest

The authors declare no competing interest.

Acknowledgements

Financial support for this work was provided by an award from the U.S. Department of Energy, Basic Energy Sciences, Separations Program Award: DE-SC0018033. An award from the National Science Foundation (NSF) Major Research Instrumentation Program (1531870) is gratefully acknowledged for the acquisition of the University's 500 MHz multinuclear NMR spectrometer with broad-band N₂ cryoprobe. The authors would like to thank Dr Qiaoli Liang, The University of Alabama, for acquisition of HRMS data, and Dr Markus W. Voehler for acquisition of the ¹³C NMR of **11**, supported in part by grants for NMR instrumentation from the NSF (0922862), National Institutes of Health (S10 RR025677) and Vanderbilt University matching funds.

References

- (a) H. H. Dam, D. N. Reinhoudt and W. Verboom, *Chem. Soc. Rev.*, 2007, **36**, 367; (b) K. L. Nash and M. Nilsson, in *Reprocessing and Recycling of Spent Nuclear Fuel*, ed. R. Taylor, Woodhead, Cambridge, UK, 2015, pp 3–23.
- Z. Kolarik, *Chem. Rev.*, 2008, **108**, 4208.
- (a) Z. Kolarik, U. Müllich and F. Gassner, *Solvent Extr. Ion Exch.*, 1999, **17**, 1155; (b) Z. Kolarik, U. Müllich and F. Gassner, *Solvent Extr. Ion Exch.*, 1999, **17**, 23.
- For a recent review on metal-mediated processes with bipy and related ligands see: (a) L. Alig, M. Fritz and S. Schneider, *Chem. Rev.*, 2019, **119**, 2681; (b) S. Ranjit, R. Lee, D. Heryadi, C. Shen, J. Wu, D. Zhang, K. W. Huang and X. Liu, *J. Org. Chem.*, 2011, **76**, 8999.
- C. K. Prier, D. A. Rankic and D. W. C. MacMillan, *Chem. Rev.*, 2013, **113**, 5322.
- Bipy method development review(s); (a) C. Kaes, A. Katz and M. W. Hosseini, *Chem. Rev.*, 2000, **100**, 3553; (b) G. Chelucci and R. P. Thummel, *Chem. Rev.*, 2002, **102**, 3129; (c) E. C. Hansen, D. J. Pedro, A. C. Wotal, N. J. Gower, J. D. Nelson, S. Caron and D. J. Weix, *Nat. Chem.*, 2016, **8**, 1126.
- (a) H. Jia, B. Billmann, H. Onishi, J. Smiatek, S. Roeser, S. Wiemers-Meyer, R. Wagner, M. Winter and I. Cekic-Laskovic, *Chem. Mater.*, 2019, **31**, 4025; (b) I. Gillaizeau-Gauthier, F. Odobel, M. Alebbi, R. Argazzi, E. Costa, C. A. Bignozzi, P. Qu and G. J. Meyer, *Inorg. Chem.*, 2001, **40**, 6073.
- (a) J. M. Muller, S. S. Galley, T. E. Albrecht-Schmitt and K. L. Nash, *Inorg. Chem.*, 2016, **55**, 11454; (b) V. Hubscher-Bruder, J. Haddaoui, S. Bouhroum and F. Arnaud-Neu, *Inorg. Chem.*, 2010, **49**, 1363; (c) J.-H. Lan, W.-Q. Shi, L.-Y. Yuan, Y.-L. Zhao, J. Li and C. Zhi-Fang, *Inorg. Chem.*, 2011, **50**, 9230.
- R. P. Downs, A.-L. Chin, K. M. Dean and J. D. Carrick, *J. Heterocycl. Chem.*, 2017, **54**, 3008.
- (a) F. W. Lewis, L. M. Harwood, M. J. Hudson, A. Geist, V. N. Kozhevnikov, P. Distler and J. John, *Chem. Sci.*, 2015, **6**, 4812; (b) D. M. Whitaker, T. L. Griffiths, M. Helliwell, A. N. Swinburne, L. S. Natrajan, F. W. Lewis, L. M. Harwood, S. A. Parry and C. A. Sharrad, *Inorg. Chem.*, 2013, **52**, 3429.
- (a) C. N. Noufele, C. T. Pham, A. Hagenbach and U. Abram, *Inorg. Chem.*, 2018, **57**, 12255; (b) E. S. Andreiadis, R. Demadrille, D. Imbert, J. Pécaut and M. Mazzanti, *Chem.–Eur. J.*, 2009, **15**, 9458.
- F. W. Lewis, L. M. Harwood, M. J. Hudson, M. G. B. Drew, A. Wilden, M. Sypula, G. Modolo, T.-H. Vu, J.-P. Simonin, G. Vidick, N. Bouslimani and J. F. Desreux, *Procedia Chem.*, 2012, **7**, 231.
- \$97.00 for 250 mg or \$214 per 1 g from prominent chemical vendors' websites, accessed 10/11/19.
- For relevant reviews see: (a) P. Ruiz-Castillo and S. L. Buchwald, *Chem. Rev.*, 2016, **116**, 12564; (b) G. Evano, N. Blanchard and M. Toumi, *Chem. Rev.*, 2008, **108**, 3054; (c) J. Hassan, M. Sèrignon, C. Gozzi, E. Schulz and M. Lemaire, *Chem. Rev.*, 2002, **102**, 1359; (d) S. Mondal, *ChemTexts*, 2016, **2**, 17. Also see: ; (e) G. O. Jones, P. Liu, K. N. Houk and S. L. Buchwald, *J. Am. Chem. Soc.*, 2010, **132**, 6205.
- (a) J. A. Buonomo, D. A. Everson and D. J. Weix, *Synthesis*, 2013, **45**, 3099; (b) Attempted oxidative coupling with the protodehalogenated variant of **8** was also unsuccessful: M. T. Robo, M. R. Prinsell and D. J. Weix, *J. Org. Chem.*, 2014, **79**, 10624.
- S. Tai, S. V. Marchi and J. D. Carrick, *J. Heterocycl. Chem.*, 2016, **53**, 1138.
- L.-Y. Liao, X.-R. Kong and X.-F. Duan, *J. Org. Chem.*, 2013, **79**, 777.
- For a review see: (a) R. Jana, T. P. Pathak and M. S. Sigman, *Chem. Rev.*, 2011, **111**, 1417. Also see: ; (b) Z.-X. Wang and N. Liu, *J. Org. Chem.*, 2011, **76**, 10031.
- P. Knochel, C. Sämman, V. Werner and N. M. Barl, *Heterocycles*, 2014, **90**, 827.
- (a) Q. Shen, S. Shekhar, J. P. Stambuli and J. F. Hartwig, *Angew. Chem., Int. Ed.*, 2005, **44**, 1371; (b) Q. Shen and J. F. Hartwig, *Org. Lett.*, 2008, **10**, 4109.
- (a) S. Tai, S. V. Marchi, E. J. Dover and J. D. Carrick, *J. Org. Chem.*, 2015, **80**, 6275; (b) J. W. Cleveland and J. D. Carrick, *Eur. J. Org. Chem.*, 2017, **23**, 3318.
- For a recent review on the Negishi cross-coupling see: (a) A. H. Cherney, N. T. Kadunce and S. E. Reisman, *Chem. Rev.*, 2015, **115**, 9507. Also see: ; (b) A. M. Bender, N. W. Griggs, C. Gao, T. J. Trask, J. R. Traynor and H. I. Mosberg, *ACS Med. Chem. Lett.*, 2015, **6**, 1199; (c)

- M. Yasui, R. Ota, C. Tsakano and Y. Takemoto, *Org. Lett.*, 2018, **20**, 7656; (d) For cobalt reductive coupling strategies see: Y. Cai, A. D. Benischke, P. Knochel and C. Gosmini, *Chem.–Eur. J.*, 2017, **23**, 250; (e) A. D. Benischke, I. Knoll, A. Rerat, C. Gosmini and P. Knochel, *Chem. Commun.*, 2016, **52**, 3171.
- 23 R. Martin and S. L. Buchwald, *Acc. Chem. Res.*, 2008, **41**, 1461.
- 24 (a) A.-L. Chin and J. D. Carrick, *J. Org. Chem.*, 2016, **81**, 1106; (b) Z. Z. Gullede, M. L. Tedder, K. R. Lyons and J. D. Carrick, *ACS Omega*, 2019, **4**, 18855.
- 25 S. Chaudhuri and J. D. Carrick, *J. Org. Chem.*, 2018, **83**, 10261.
- 26 S. L. Buchwald, P. Knochel, C. Stathakis, S. Bernhardt and J. R. Colombe, *Org. Lett.*, 2013, **15**, 5754.
- 27 *Handbook of Functionalized Organometallics*, ed. P. Knochel, Wiley-VCH, 2005, vol. 1, pp 251–333.
- 28 T. G. Hill, A.-L. Chin, S. Tai, J. D. Carrick, D. D. Ensor and L. H. Delmau, *Sep. Sci. Technol.*, 2018, **53**, 1848.
- 29 Purification issues with **10** inhibited high isolated yield. Compound **11** afforded high conversion of starting material, but also presented purification challenges. Compound **12** afforded 50% conversion of starting material with substantive purification issues. Product **13** afforded minimal conversion after 50 hours of reaction time in the absence of (Bpin)₂. When the reaction sequence towards **14** was performed with Xantphos under the optimized conditions described in Table 1 no product was afforded necessitating the utilization of the alternative ligand.
- 30 A. E. Lambert and J. D. Carrick, *J. Heterocycl. Chem.*, 2018, **55**, 1232.
- 31 L. Hao, J. Oppenheimer, M. R. Smith and R. E. Maleczka, *Tetrahedron Lett.*, 2016, **57**, 2231.
- 32 J. Peng, X. Liu and Y. Kishi, *Tetrahedron Lett.*, 2011, **52**, 2172. ref. 17.
- 33 A synthetic procedure to **25** can be found in ref. 24a.
- 34 (a) A. C. Albéniz, P. Espinet, R. López-Fernández and S. Ayusman, *J. Am. Chem. Soc.*, 2002, **124**, 11278; (b) D. H. Ortgies, F. Chen and P. Forgione, *Eur. J. Org. Chem.*, 2014, **18**, 408; (c) D. H. Ortgies, F. Chen and P. Forgione, *Eur. J. Org. Chem.*, 2014, **18**, 3917.
- 35 (a) G. R. Fulmer, A. J. M. Miller, N. H. Sherden, H. E. Gottlieb, A. Nudelman, B. M. Stoltz, J. E. Bercaw and K. I. Goldberg, *Organometallics*, 2010, **29**, 2176; (b) H. E. Gottlieb, V. Kotlyar and A. Nudelman, *J. Org. Chem.*, 1997, **62**, 7512.