



Cite this: *RSC Adv.*, 2018, 8, 22042

Received 23rd May 2018  
Accepted 11th June 2018

DOI: 10.1039/c8ra04407d

rsc.li/rsc-advances

# A low-cost electrochemical thio- and selenocyanation strategy for electron-rich arenes under catalyst- and oxidant-free conditions†

Xing Zhang, Chenguang Wang, Hong Jiang\* and Linhao Sun\*

A low-cost and efficient thio- and selenocyanation strategy for electron-rich arenes has been developed under constant-current electrolytic conditions in an undivided cell. This strategy is versatile for various (hetero)aromatic compounds such as indole, pyrrole, aniline and anisole under mild conditions without any catalyst or oxidant. Readily available salts  $\text{NH}_4\text{SCN}$  and  $\text{KSeCN}$  are employed respectively as the sole reagent.

## Introduction

Organosulfur and organoselenium compounds, possessing broad biological and pharmaceutical activities, have been widely employed as important scaffolds for medicinal chemistry. Some representative examples are shown in Fig. 1, such as arylthioindole,<sup>1</sup> albendazole,<sup>2</sup> and clioquinol derivatives.<sup>3</sup> In synthetic methodology, thio- and selenocyanation have been paid much attention over the past decades because they are facile and efficient ways to incorporate sulfur and selenium elements into organic compounds.

Various methods for thiocyanation and selenocyanation of (hetero)aromatic systems have been established during the past few years. Lots of available methods of thiocyanation have combined thiocyanate salts with chemical oxidants such as CAN,<sup>4</sup> oxone,<sup>5</sup> DDQ,<sup>6</sup>  $\text{Cu}/\text{O}_2$ ,<sup>7</sup> hypervalent iodine reagents,<sup>8,9</sup>  $\text{Mn}(\text{OAc})_3$ ,<sup>10</sup>  $\text{K}_2\text{S}_2\text{O}_8$ ,<sup>11,12</sup> etc. (Scheme 1a) Despite their efficiencies, these approaches suffered from many drawbacks and

limitations: harsh oxidizing experimental procedures, the use of stoichiometric oxidants and the bad impact of heavy-metal wastes. Recently photocatalysis<sup>13,14</sup> and electrolysis<sup>15-17</sup> have been proved to be eco-friendly alternative methods for oxidative aromatic thiocyanation (Scheme 1b and c). Nevertheless, the costly photocatalyst or supporting electrolyte is required and the substrate scope is still narrow in these approaches. As for selenocyanation, only a few orthodox methods have been reported using triselenium dicyanide<sup>18,19</sup> or combining  $\text{KSeCN}$  with a chemical oxidant (CAN,<sup>20</sup> TBHP<sup>21</sup>) as selenocyanating

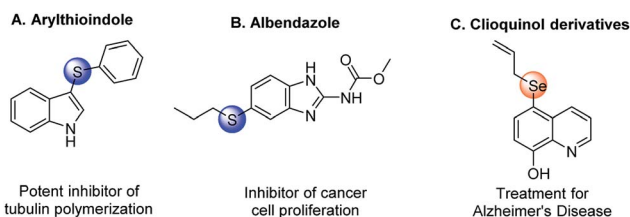
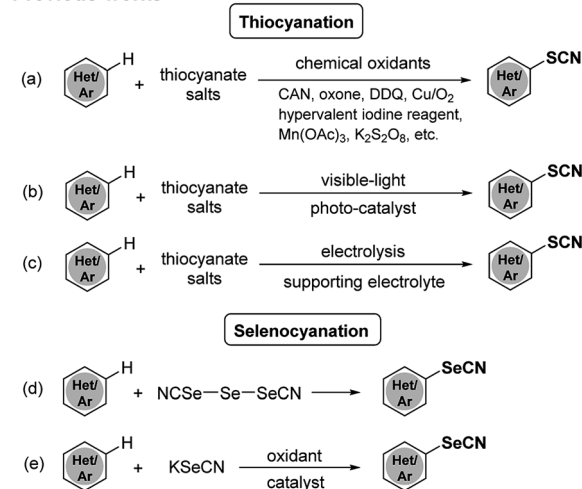


Fig. 1 Examples of biologically active organosulfur and organo-selenium compounds.


Department of Chemistry, College of Science, Huazhong Agricultural University, Wuhan, 430070, P. R. China. E-mail: jianghong@mail.hzau.edu.cn; sunlinhao@mail.hzau.edu.cn

† Electronic supplementary information (ESI) available. See DOI: 10.1039/c8ra04407d

### Previous works



### This work



Scheme 1 Thio- and selenocyanation strategies for (hetero)aromatic compounds.



reagent (Scheme 1d and e). Hence, the development of an efficient, eco-friendly and versatile strategy for thio- and selenocyanation is still desirable.

Recently, electrochemical functionalization of C–H bonds becomes a hot research topic in organic synthesis. Adopting electron as “reagent” in place of stoichiometric amounts of oxidants or reductants, electrosynthesis has been recognized as an eco-friendly synthetic tool.<sup>22,23</sup> As part of our continuous works on electrochemical (pseudo)halogenation reactions,<sup>24</sup> herein we present an efficient, low-cost, catalyst- and oxidant-free approach for thio- and selenocyanation of electron-rich arenes using thio- or selenocyanate salts as the sole reagent under mild electrochemical condition (Scheme 1f).

## Result and discussion

This work is initiated by optimizing the thiocyanation condition between 1*H*-indole (**1a**) and ammonium thiocyanate (**2a**) as a model reaction in an undivided cell. The desired thiocyanation product **3aa** was obtained in 96% yield when the electrolysis was performed employing platinum as both anode and cathode under constant-current condition ( $j_{\text{anode}} \approx 5.33 \text{ mA cm}^{-2}$ ) in an electrolyte solution of  $\text{CH}_3\text{CN}$  containing  $n\text{Bu}_4\text{NPF}_6$  as supporting electrolyte (Table 1, entry 1). Thiocyanation was totally suppressed without electric current (Table 1, entry 2) which led us to rule out the possibility of chemical thiocyanation between **1a** and **2a**. Atmospheric conditions led slight decrease to the yield of **3aa** (Table 1, entry 3). To our delight, electrolysis could be conducted and resulted in an excellent yield without the supporting electrolyte salt  $n\text{Bu}_4\text{NPF}_6$  (Table 1, entry 4). In this case excessive amount of  $\text{NH}_4\text{SCN}$  served as both thiocyanating reagent and electrolyte, so the budget of electrolysis has been remarkably reduced. Moreover the introduction of protonic solvent, such as water, resulted in yield loss (Table 1, entry 5). The highest yield was obtained when electrolysis was performed at higher constant current 18 mA ( $j_{\text{anode}}$

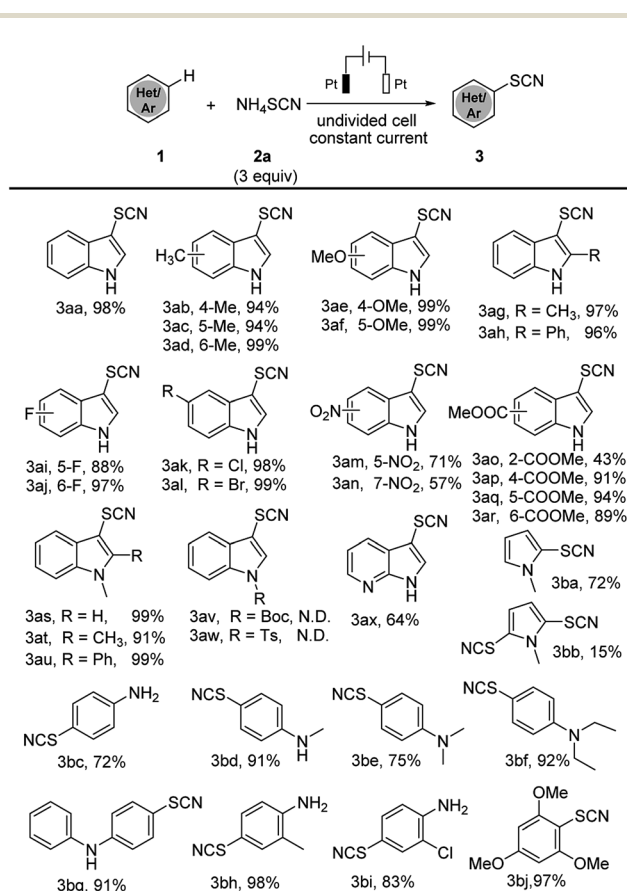
$\approx 8 \text{ mA cm}^{-2}$ ) within 3 h (Table 1, entry 6). With these optimization studies, further exploration has been carried out using  $\text{NH}_4\text{SCN}$  (3 equiv.) as the sole reagent in  $\text{CH}_3\text{CN}$  at room temperature under constant current mode ( $j_{\text{anode}} \approx 8 \text{ mA cm}^{-2}$ ).

With the optimized conditions in hand, we have tested the scope of this electrochemical thiocyanation strategy applying indoles derivatives and other electron-rich arenes as substrates (Scheme 2). Generally, electrochemical thiocyanation took place selectively at C3 position of indole derivatives; in the case of electron-rich arenes, the thiocyanation occurs at para or ortho position of arenes. Unsubstituted N–H indoles containing an electron donating group showed better reaction efficiency (products **3ab–3ah** 94–99%) than those containing an electron withdrawing group (products **3ai–3ar** 43–99%). *N*-Methyl indoles afforded the thiocyanated products in excellent yield (products **3as–3au** 91–99%), however reaction could not occur when indole N–H is protected by “Boc” or “Ts” group, which may due to their strong electron-withdrawing effect. Moreover, 7-azaindole could also lead to product **3ax** with 64% yield. The substrate scope of this method is validated: other electron-rich arenes such as pyrrole, aniline and anisole, also showed a great efficiency and afforded the desired product with good to excellent yields (products **3ba–3bj** 72–97%).

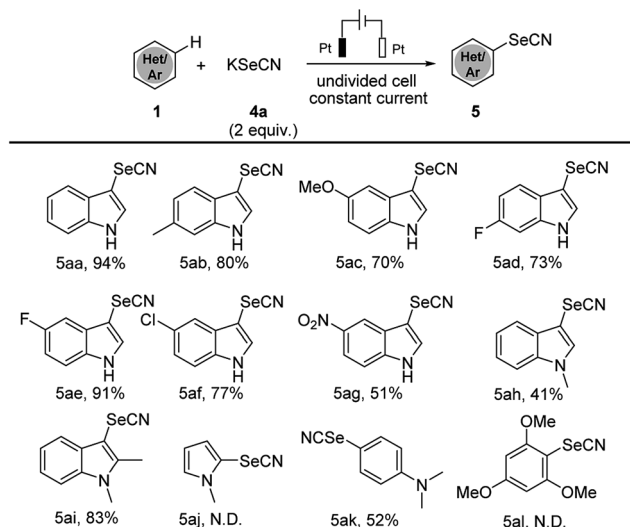
Table 1 Optimization of thiocyanation conditions<sup>a</sup>

Entry	Electrolysis conditions	Yield <sup>b</sup>
1	$\text{CH}_3\text{CN}$ , $n\text{Bu}_4\text{NPF}_6$ (0.1 M), <b>2a</b> (1 equiv.), 12 mA, 4.5 h	96%
2	Entry 1 but no electric current	0
3	Entry 1 but open to air	89%
4	$\text{CH}_3\text{CN}$ , <b>2a</b> (3 equiv.), 12 mA, 4.5 h	97%
5	Entry 4 but $\text{CH}_3\text{CN}/\text{H}_2\text{O}$ (9 : 1) as solvent	78%
6	Entry 4 but 18 mA, 3 h	99%

<sup>a</sup> Standard conditions: Pt anode, Pt cathode, **1a** (0.5 mmol),  $\text{CH}_3\text{CN}$  (10 mL), room temperature, argon. <sup>b</sup> The yield of **3aa** was determined by GC.

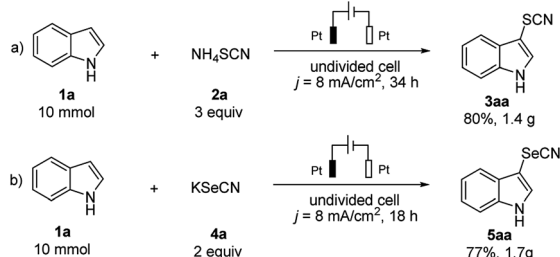


Scheme 2 Substrate scope of electrochemical thiocyanation. Standard conditions: Pt anode, Pt cathode, constant current = 18 mA, **1** (0.5 mmol), **2a** (1.5 mmol),  $\text{CH}_3\text{CN}$  (10 mL), room temperature, argon, 3 h, isolated yields are shown. N.D. = not detected.



**Scheme 3** Substrate scope of electrochemical selenocyanation. Standard conditions: Pt anode, Pt cathode, constant current = 18 mA, **1** (0.5 mmol), **4a** (1 mmol), CH<sub>3</sub>CN (10 mL), room temperature, argon, 3 h, isolated yields are shown. N.D. = not detected.

The success of electrochemical thiocyanation of electron-rich arenes led us furtherly to explore the electrochemical selenocyanation. We continued our investigations applying the analogous condition as the electrochemical thiocyanation. By treating 1*H*-indole **1a** with KSeCN (2 equiv.) as the sole reagent in CH<sub>3</sub>CN under constant-current mode, the corresponding selenocyanated product **5aa** could be electrogenerated in 94% yield (Scheme 3). We summarized the substrate scope of electrochemical selenocyanation in Scheme 3. Electron-rich indole derivatives furnished the target products in good yields (Scheme 3, products **5aa–5ac**). Electron-deficient indole derivatives such as 6-fluoro-, 5-fluoro-, 5-chloro and 5-nitroindole could also lead to selenocyanated products in moderate to good yields (products **5ad–5ag** 51–91%). When *N*-methylindole was used as a substrate, the selenocyanation yield was dramatically dropped to 41% (product **5ah**). Interestingly, introducing a methyl group at the C-2-position of the *N*-methylindole afforded the selenocyanated product **5ai** in 83% yield, which may due to the electron-donating effect. Unfortunately, the electrochemical selenocyanation could not work in this condition, only the aniline compounds could afford selenocyanated product in moderate yields (product **5ak** 52%).



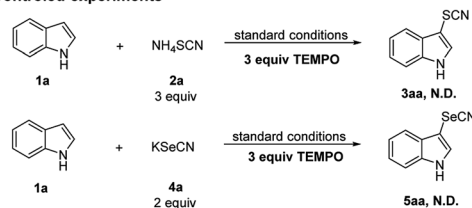
**Scheme 4** Gram-scale synthesis.

The scalability of this approach was evaluated by performing the electrochemical thio- and selenocyanation of 1*H*-indole on a gram-scale. The electrolysis of 10 mmol substrate led to 80% isolated yield of **3aa** (Scheme 4a) and 77% for **5aa** (Scheme 4b). Moreover, compared with the traditional electrochemical approach,<sup>16,17,25</sup> the double role of thio- or selenocyanated salt in this approach (as both SCN/SeCN source and supporting electrolyte) has remarkably reduced the budget of electrolysis, showing a great potential on industrial applications.

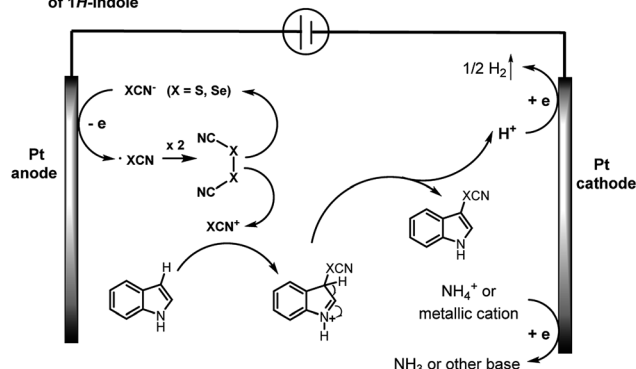
In order to gain insights into the mechanism of the electrolytic process, we performed the radical inhibition experiments<sup>26,27</sup> to verify the existence of radical intermediates. Since the oxidation potential of TEMPO is higher than XCN anion (X = S, Se, see ESI† for the voltammograms), it cannot be oxidized before XCN anion, so it could inhibit XCN radical during electrolysis. When an excess amount of TEMPO was added in the reaction between **1a** and **2a** or **4a** under the standard electrolytic conditions, thio- and selenocyanation were totally suppressed (Scheme 5a). These results led us to confirm the presence of radical intermediates during electrolysis. In fact, literature reports<sup>16,17,22,25</sup> have already demonstrated a mechanism *via* electrophilic aromatic substitution for the similar transformation. A putative reaction mechanism was proposed as illustrated in Scheme 5b.

In the first step, thio- or selenocyanate anion gets oxidized by a single-electron-transfer process at the anode to generate the corresponding radical. (XCN)<sub>2</sub> could be formed through radical coupling, which could furtherly generate the electrophile XCN<sup>+</sup>. After the electrophilic attack, the hydroindole cation intermediate can then release a proton to give the desired product. Concomitant cationic reduction involves the reduction of H<sup>+</sup> to H<sub>2</sub>, which can be confirmed by the observation of gas release at the cathode surface during electrolysis. Another one-electron

**(a) Controlled experiments**



**(b) Proposed mechanism for the electrochemical thio- and selenocyanation of 1*H*-indole**



**Scheme 5** Mechanistic investigations and proposed mechanism.

reduction may concern the cation from electrolyte ( $\text{NH}_4^+$  or  $\text{K}^+$ ) leading the accumulation of base during electrolysis.

## Conclusions

In summary, a facile, efficient and low-cost electrochemical thio- and selenocyanation strategy has been developed which enables C–S and C–Se bond formation under catalyst- and oxidant-free conditions. Various electron-rich arenes exhibited great efficiencies for this transformation. Importantly, the reaction can be performed on a gram scale with good reaction efficiency and the sole necessary reagent is readily available thio- or selenocyanated salts. These advantages encourage us to have prospect towards industrialization. Further studies on the electrochemical C–H functionalization are underway in our laboratory.

## Experimental

### General procedure for thio- and selenocyanation of electron-rich arenes

In an oven-dried undivided four-necked bottle (25 mL) equipped with a stir bar, electron-rich arene (0.5 mmol),  $\text{NH}_4\text{SCN}$  (1.5 mmol) or  $\text{KSeCN}$  (1.0 mmol) and  $\text{CH}_3\text{CN}$  (10 mL) were combined and added. The bottle was equipped with platinum plate ( $1.5 \times 1.5 \text{ cm}^2$ ) as both the anode and cathode and was then charged with argon. The reaction mixture was stirred and electrolyzed at a constant current of 18 mA under room temperature for 3 h. When the reaction was finished, the solvent was removed with a rotary evaporator. The pure product was obtained by column chromatography on a silica gel column using petroleum ether: ethyl acetate = 10 : 3.

## Conflicts of interest

There are no conflicts to declare.

## Acknowledgements

This work was financially supported by the National Natural Science Foundation of China (No. 21502058) and the Fundamental Research Funds for the Central Universities (No. 2662015QC031).

## Notes and references

- 1 G. De Martino, G. La Regina, A. Coluccia, M. C. Edler, M. C. Barbera, A. Brancale, E. Wilcox, E. Hamel, M. Artico and R. Silvestri, *J. Med. Chem.*, 2004, **47**, 6120–6123.
- 2 Q. Guan, C. Han, D. Zuo, M. a. Zhai, Z. Li, Q. Zhang, Y. Zhai, X. Jiang, K. Bao, Y. Wu and W. Zhang, *Eur. J. Med. Chem.*, 2014, **87**, 306–315.
- 3 Z. Wang, Y. Wang, W. Li, F. Mao, Y. Sun, L. Huang and X. Li, *ACS Chem. Neurosci.*, 2014, **5**, 952–962.
- 4 V. Nair, T. G. George, L. G. Nair and S. B. Panicker, *Tetrahedron Lett.*, 1999, **40**, 1195–1196.
- 5 G. Wu, Q. Liu, Y. Shen, W. Wu and L. Wu, *Tetrahedron Lett.*, 2005, **46**, 5831–5834.
- 6 H. R. Memarian, I. Mohammadpoor-Baltork and K. Nikoofar, *Can. J. Chem.*, 2007, **85**, 930–937.
- 7 H. Jiang, W. Yu, X. Tang, J. Li and W. Wu, *J. Org. Chem.*, 2017, **82**, 9312–9320.
- 8 F. Wang, X. Yu, Z. Qi and X. Li, *Chem.–Eur. J.*, 2016, **22**, 511–516.
- 9 J. Yadav, B. Reddy and B. Murali Krishna, *Synthesis*, 2008, 3779–3782.
- 10 X.-Q. Pan, M.-Y. Lei, J.-P. Zou and W. Zhang, *Tetrahedron Lett.*, 2009, **50**, 347–349.
- 11 D. Yang, K. Yan, W. Wei, G. Li, S. Lu, C. Zhao, L. Tian and H. Wang, *J. Org. Chem.*, 2015, **80**, 11073–11079.
- 12 T. B. Mete, T. M. Khopade and R. G. Bhat, *Tetrahedron Lett.*, 2017, **58**, 415–418.
- 13 W. Fan, Q. Yang, F. Xu and P. Li, *J. Org. Chem.*, 2014, **79**, 10588–10592.
- 14 S. Mitra, M. Ghosh, S. Mishra and A. Hajra, *J. Org. Chem.*, 2015, **80**, 8275–8281.
- 15 A. Gitkis and J. Y. Becker, *Electrochim. Acta*, 2010, **55**, 5854–5859.
- 16 L. Fotouhi and K. Nikoofar, *Tetrahedron Lett.*, 2013, **54**, 2903–2905.
- 17 V. A. Kokorekin, V. L. Sigacheva and V. A. Petrosyan, *Tetrahedron Lett.*, 2014, **55**, 4306–4309.
- 18 A. V. Kachanov, O. Y. Slabko, O. V. Baranova, E. V. Shilova and V. A. Kaminskii, *Tetrahedron Lett.*, 2004, **45**, 4461–4463.
- 19 S. Redon, A. R. Obah Kosso, J. Broggi and P. Vanelle, *Tetrahedron Lett.*, 2017, **58**, 2771–2773.
- 20 N. Vijay, A. Anu and G. G. Tesmol, *Eur. J. Org. Chem.*, 2002, 2363–2366.
- 21 N. Muniraj, J. Dhineshkumar and K. R. Prabhu, *ChemistrySelect*, 2016, **1**, 1033–1038.
- 22 M. Yan, Y. Kawamata and P. S. Baran, *Chem. Rev.*, 2017, **117**, 13230–13319.
- 23 R. Francke and R. D. Little, *Chem. Soc. Rev.*, 2014, **43**, 2492–2521.
- 24 L. Sun, X. Zhang, Z. Li, J. Ma, Z. Zeng and H. Jiang, *Eur. J. Org. Chem.*, 2018, DOI: 10.1002/ejoc.201800267.
- 25 V. A. Kokorekin, R. R. Yaubasarova, S. V. Neverov and V. A. Petrosyan, *Mendeleev Commun.*, 2016, **26**, 413–414.
- 26 T. Vogler and A. Studer, *Synthesis*, 2008, **2008**, 1979–1993.
- 27 P. Wang, S. Tang, P. Huang and A. Lei, *Angew. Chem., Int. Ed.*, 2017, **56**, 3009–3013.