

EDGE ARTICLE

Cite this: *Chem. Sci.*, 2024, 15, 8190

All publication charges for this article have been paid for by the Royal Society of Chemistry

Received 28th February 2024

Accepted 10th April 2024

DOI: 10.1039/d4sc01401d

rsc.li/chemical-science

A highly efficient catalytic method for the synthesis of phosphite diesters†

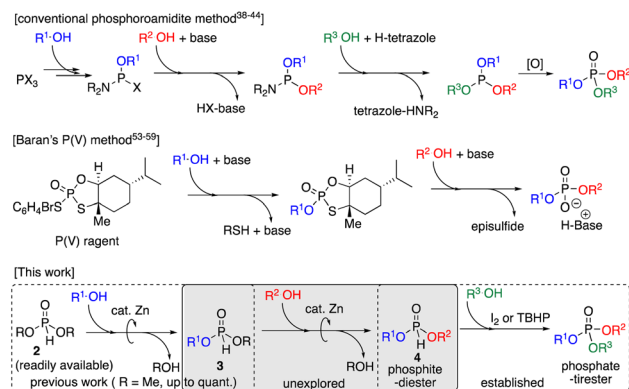
 Yuki Saito, Soo Min Cho, Luca Alessandro Danieli, Akira Matsunaga and Shū Kobayashi *

In contrast to conventional methods that rely on stoichiometric activation of phosphonylating reagents, we have developed a highly efficient catalytic method for the synthesis of phosphite diesters using a readily available phosphonylation reagent and alcohols with environmentally benign Zn(II) catalysts. Two alcohols could be introduced consecutively on the P center with release of trifluoroethanol as the sole byproduct, without any additive, under mild conditions. The products could be oxidized smoothly to access phosphate triesters. A range of alcohols, including sterically demanding and highly functionalized alcohols such as carbohydrates and nucleosides, can be applied in this reaction.

Introduction

Organophosphates are a fundamental class of compounds that are required for all life.^{1–9} They are also useful as biologically active molecules and functional materials. While phosphate monoesters and triesters are used as drugs,^{10,11} pesticides,¹² flame-retardants,¹³ and plasticizers,¹⁴ their most important applications are as the fundamental units of biomolecules such as DNA, RNA, and oligonucleotides.^{15–19} In general, organophosphates are synthesized by condensation reactions between alcohols and phosphorus reagents. Although there are several reports on the use of phosphoryl chloride and its derivatives, limited functional group tolerance and decreased selectivity are common problems.^{20–37} On the other hand, P(III) reagents have been developed as reactive and selective phosphorous reagents^{38–44} and products could be converted into various P(V) compounds by consecutive reactions.^{45,46} The phosphoramidite method, which has been the most reliable approach, has been applied for the synthesis of complex molecules such as oligonucleotides, mainly by using solid-phase techniques (Scheme 1).^{47–52} Meanwhile, Baran and co-workers have undertaken extensive studies on the use of P(V) reagents and demonstrated a series of elegant syntheses of oligonucleotides (Scheme 1).^{53–59} The above methods always require super-stoichiometric amounts of additives and activating reagents. Although catalytic phosphorylation reactions using P(V) compounds have recently been reported,^{60–63} these reactions are only applicable to phosphate monoesters; catalytic selective syntheses of phosphate di- and triesters have remained unexplored.

Our group reported zinc-catalyzed phosphonylation of alcohols using dimethyl phosphite 2' as a P(III) reagent.⁶⁴ The reaction proceeded under mild conditions to afford various monophosphonylated alcohols 3 with high functional group tolerance in high yields. We envisioned that the products of this reaction could react further with other alcohols under catalytic conditions for the selective synthesis of phosphite diesters 4. A combination of these two-step catalytic transformations and conventional oxidation with I₂ or TBHP would offer a facile, efficient, and selective synthesis of phosphate di- and triesters (Scheme 1).^{65,66} Based on this hypothesis, we started the investigation; however, after extensive study, it was found that control of the selectivity was difficult because of an overreaction of product 4a (Tables S1 and S2†). To address this issue, we decided to change the leaving group to the trifluoroethoxy group. We hypothesized that the electron-deficient nature and better leaving ability of the group would improve both the reactivity and selectivity of the transesterification, and the low



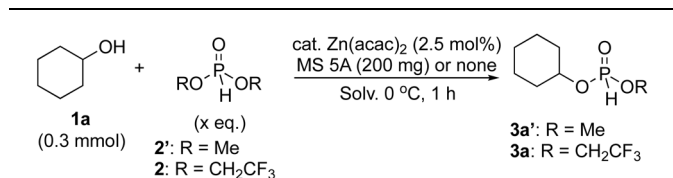
Scheme 1 Synthesis of phosphate di- and triesters.

Department of Chemistry, School of Science, The University of Tokyo, 7-3-1, Hongo, Bunkyo-ku, Tokyo, Japan. E-mail: shu_kobayashi@chem.s.u-tokyo.ac.jp

† Electronic supplementary information (ESI) available. See DOI: <https://doi.org/10.1039/d4sc01401d>



Table 1 Optimization of the first phosphorylation



Entry	P (x eq.)	MS	Solv.	Yield ^a (%)
1	2' (2 eq.)	+	BTF	44
2	2 (2 eq.)	+	BTF	92
3	2 (1 eq.)	+	BTF	58
4	2 (1 eq.)	–	BTF	46
5	2 (1 eq.)	–	Toluene	15
6	2 (1 eq.)	–	THF	36
7	2 (1 eq.)	–	DCM	42
8 ^b	2 (1 eq.)	–	DCM	90
9 ^c	2 (1 eq.)	–	DCM	97
10 ^d	2 (1 eq.)	–	DCM	Trace

^a Yield was determined by ¹H NMR analysis using 1,3,5-trimethylbenzene as an internal standard. ^b The reaction was performed for 3 h at rt. ^c Zn(TMHD)₂ was used as a catalyst. ^d The reaction was performed in the absence of the catalyst.

nucleophilicity of the resulting alcohol would suppress the side reactions.^{67–70} Herein, we describe a catalytic and additive-free selective synthesis of phosphite diesters that proceeds in one-pot using readily available P(III) reagents.

Results and discussion

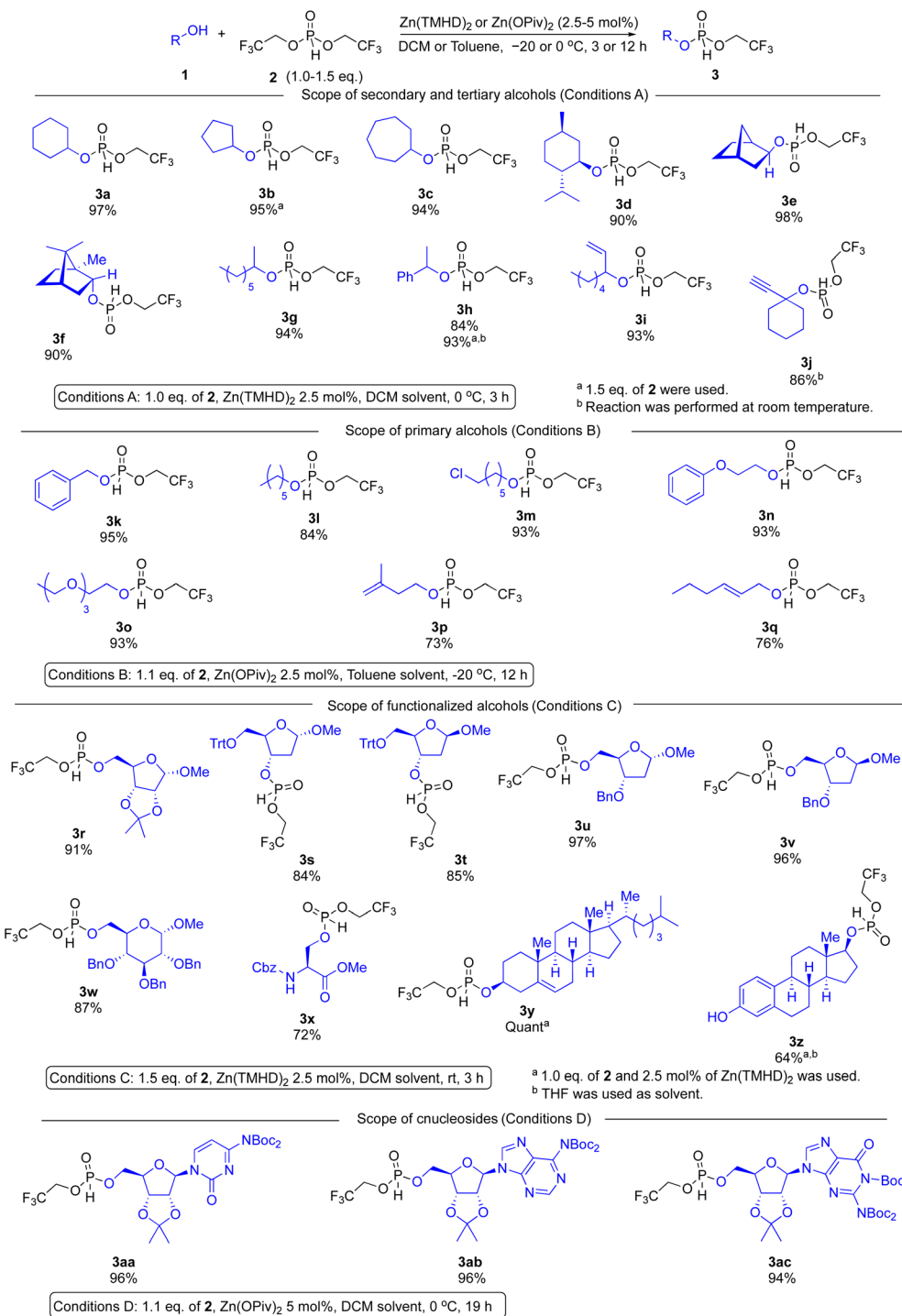
We first investigated the selective mono-phosphorylation of cyclohexanol (**1a**) with readily available phosphites under Zn catalysis (Table 1). The reaction with dimethyl phosphite **2'** proceeded slowly in the presence of Zn(acac)₂ catalyst at 0 °C for 1 h to afford the corresponding phosphorylated compound **3a'** in 44% yield (entry 1). On the other hand, phosphite **2**, bearing a trifluoroethoxy group, showed higher reactivity to afford the target compound **3a** in 92% yield under the same conditions; moreover, the target compound was formed in 58% yield without any side product when only 1 eq. of **2** was used (entries 2 and 3). This result is in sharp contrast to the previous report in which 2 eq. of **2'** was necessary to suppress the overreaction of **3'**. Moreover, the reaction even proceeded with 46% yield in the absence of 5 Å molecular sieves (MS) (entry 4). The effect of solvents was then examined. Halogenated solvents such as benzotrifluoride (BTF) and dichloromethane (DCM) were found to be effective (entries 5–7), and the yield could be improved to 90% by extending the reaction time to 3 h and increasing the reaction temperature to room temperature (rt) (entry 8). Interestingly, the use of sterically hindered bis(2,2,6,6-tetramethyl-3,5-heptanedionato) zinc(II) (Zn(TMHD)₂) further improved the yield to 97% without the formation of side products (entry 9) and the reaction hardly proceeded in the absence of the catalyst (entry 10).

Under the optimized reaction conditions (Conditions A), the substrate scope of alcohols was investigated (Scheme 2). First, a series of secondary alcohols was examined. Simple cyclic alcohols with different ring sizes, including cyclopentanol and cycloheptanol, gave the desired products **3a–c** in high yields. The same holds for menthol (**1d**), indicating that alkyl substituents on the ring did not perturb the reaction bicyclic alcohol **1e** also reacted smoothly to afford the corresponding phosphite **3e** in high yield. Notably, sterically demanding alcohol **1f** gave the target product **3f** in excellent yield. Not only cyclic alcohols but also acyclic alcohols reacted smoothly and delivered the target products **3g–i** in high to quantitative yields, irrespective of the nature of the substituents. Furthermore, a sterically demanding tertiary alcohol gave the desired compound **3j** in good yield with excellent selectivity by elevating the temperature of the reaction temperature to rt.

Primary alcohols were then reacted under a completely different set of conditions because of their higher reactivity. The highly selective Zn(II) pivalate (Zn(OPiv)₂) was identified as the best catalyst, and the reaction was performed at –20 °C for 12 h to give the target mono-phosphorylated compounds in excellent yields (Table S3,† Conditions B). In addition to allowing the desired phosphites to be generated with simple alkyl alcohols (**1k**, **1l**), alkyl groups with halogen (**1m**), (poly)ethers (**1n**, **1o**), and internal and terminal alkenes moieties (**1p**, **1q**) could also be introduced to form the desired phosphites in good to excellent yields.

The phosphorylation could also be applied to a range of more complex biomolecules, starting with carbohydrates, by increasing the amount of **2** to 1.5 eq. and increasing the reaction temperature to rt to improve the reactivity (Conditions C). The use of protected ribose (**1r**), as well as 2'-deoxyriboses (**1s–v**), produced the intended phosphites in high to excellent yields irrespective of the configuration of the 1'-stereogenic center. The secondary alcohol on the 3'-position (**1s**, **1t**) tended to be less reactive than on the primary 5'-position (**3u**, **3v**). A protected analogue of glucose (**1w**) was likewise phosphorylated in high yields. The reaction system could also be applied to protected amino acids, as demonstrated by the efficient phosphorylation of a serine derivative (**1x**). Finally, cholesterol (**1y**) and estradiol (**1z**) gave the desired compounds in high yields. Interestingly, protection of a phenol group was not necessary and the alcohol group was selectively phosphorylated, albeit with a relatively low yield of the target compound. Most importantly, our reaction was applied to a series of nucleoside molecules simply by using a small excess of **2** at 0 °C for 19 h (Conditions D). *N*-Protected cytidine (**1aa**), adenosine (**1ab**), and guanosine (**1ac**) gave the corresponding phosphorylated compounds in excellent yields with excellent selectivity using Zn(OPiv)₂ as a catalyst. Although nucleoside molecules have various Lewis basic groups on their base units, the Zn catalyst retained its activity and provided the target products selectively.

Having established the selective mono-phosphorylation of alcohols using the same molar amount of phosphorylation reagent, we next focused on the consecutive introduction of a second alcohol to phosphites **3** to synthesize phosphite diesters **4**. The reaction between phosphite **3a** and benzyl



Scheme 2 Substrate scope of mono-phosphonylation.

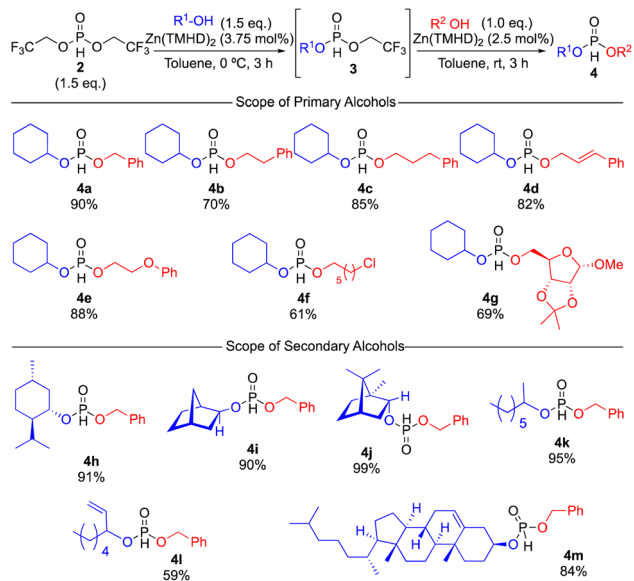
alcohol (**1k**) was selected as a model reaction, and the effects of solvents and Zn catalysts were investigated (Table 2). To our delight, the reaction proceeded smoothly with 1.1 eq. of **3a** in 1 h to give the target product **4a** in 71% yield with excellent selectivity (entry 1). Moreover, >95% selectivity could be achieved, whereas our previous method gave only 80% selectivity (Tables S1 and S2[†]). The high selectivity can be ascribed to the

suppression of overreaction, which was confirmed by control experiments (see ESI[†]). Solvent screening revealed that aromatic solvents such as BTf and toluene were effective (entries 2–4). Several Zn catalysts were evaluated, and it was found that sterically hindered Zn(TMHD)₂ showed the highest activity (entries 5–7). Finally, the desired compound was obtained in 87% yield, with trace amounts of side products, by

Table 2 Optimization of the second phosphonylation

Entry	Zn cat.	Solv.	Yield ^a (%)	Selec. ^a (%)
1	Zn(acac) ₂	BTF	71	97
2	Zn(acac) ₂	THF	35	95
3	Zn(acac) ₂	DCM	37	93
4	Zn(acac) ₂	Toluene	73	95
5	Zn(TMHD) ₂	Toluene	76	95
6	Zn(OAc) ₂	Toluene	21	>99
7	Zn(OPiv) ₂	Toluene	31	94
8 ^b	Zn(THHD) ₂	Toluene	87	92
9 ^c	None	Toluene	N.R.	—

^a Yield was determined by ¹H NMR analysis using 1,2,4,5-tetramethylbenzene as an internal standard. ^b The reaction was performed for 1.5 h. ^c The reaction was performed in the absence of the catalyst.



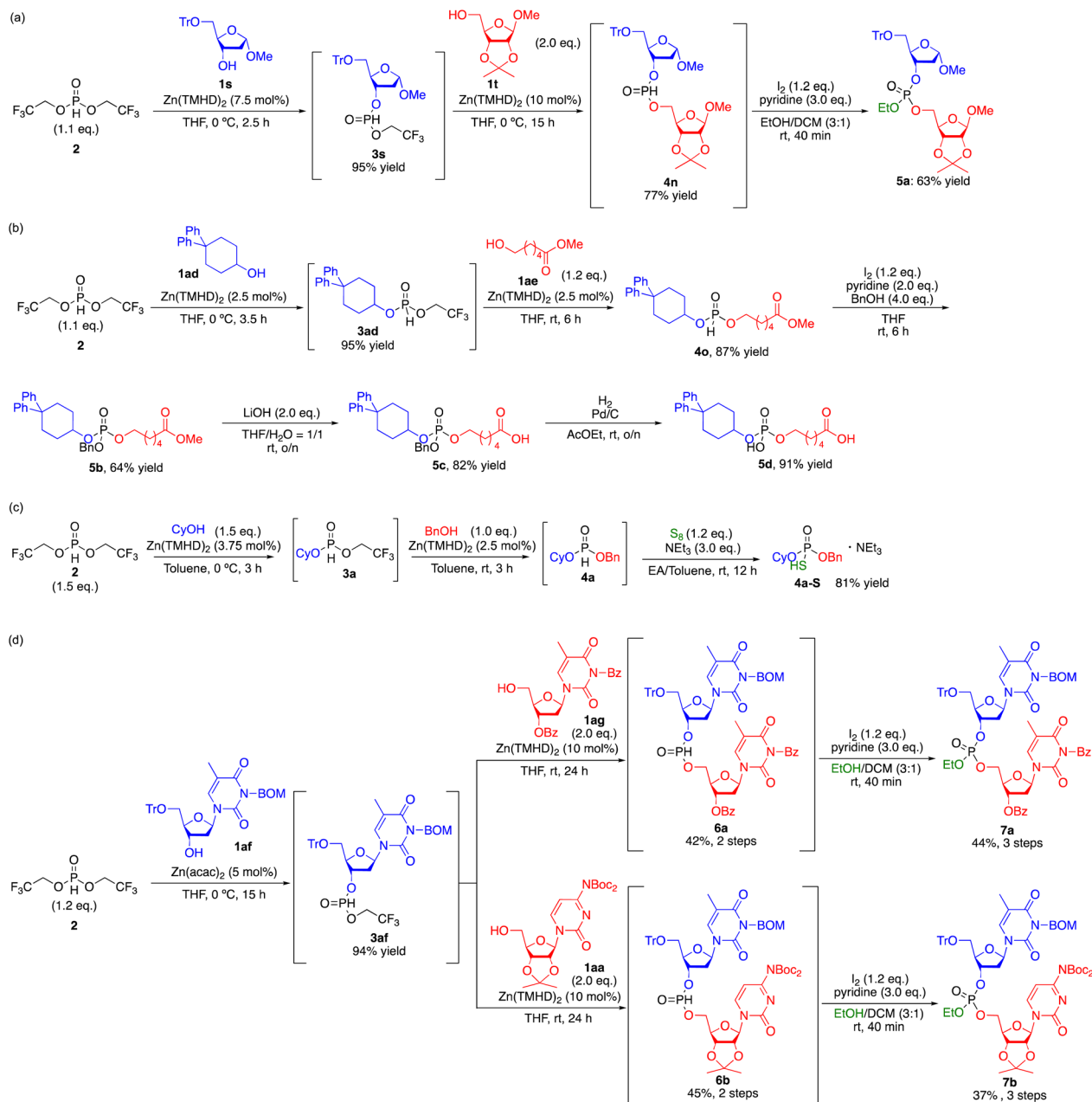
Scheme 3 Substrate scope of one-pot phosphonylation.

extending the reaction time to 1.5 h (entry 8) and the reaction hardly proceeded in the absence of the catalyst (entry 9). A preliminary mechanistic study revealed an interaction between P=O and Lewis acid, suggesting that the phosphonylating reagents are activated for the nucleophilic addition of alcohols (Fig. S2–S5 and Table S5†). It should be noted that less Lewis basic **2** preferentially interacts with Zn(TMHD)₂, which may suggest the existence of additional interaction of the CF₃ moiety with the catalyst. Control experiments also revealed complete suppress of the over reaction of product **3a**, which is in accordance with the improved selectivity by using **2** (Scheme S1†).

With the optimized reaction conditions for both mono-selective phosphonylation and consecutive second phosphonylation in hand, one-pot reactions to synthesize various phosphate diesters were examined (Scheme 3, see ESI† for detailed optimization). The scope of the reaction with respect to primary alcohols was examined first. The carbon chain length of primary alcohols did not affect the reactivity or selectivity significantly, and the target products **4b** and **4c** were obtained in good yields. Several functional groups, including alkene, ether, and alkyl chloride, were tolerated, and the corresponding phosphate diesters **4d–f** were obtained in good yields. More interestingly, a protected carbohydrate could also be employed as a substrate to afford **4g** in good yield. The scope of the reaction with secondary alcohols was also examined. Substituted cyclohexanol such as **1d** as well as bicyclic alcohols **1e** and **1f** gave the target products **4h–j** in high yields with excellent selectivity using benzyl alcohol **1k** as the primary alcohol in the second step. Acyclic alcohol **1h** also reacted smoothly to give **4k**, whereas **1j** gave the corresponding **4l** in moderate yield. Cholesterol could also be employed in the second step of this one-pot reaction to give **4m**, which was obtained in good yield. Unfortunately, tertiary alcohols were unreactive for the second step to give the corresponding phosphites in low yields.

We further challenged the catalytic synthesis of more complex phosphite diesters and phosphate triesters (Scheme 4). We first examined the synthesis of sugar phosphates using protected carbohydrates as substrates. The two-step phosphonylation of 1',5'-protected deoxyribose with **2** and 1,2,3-protected ribose **1t** gave the target product **4n** in 77% yield. Subsequent oxidations with I₂ in ethanol solvent gave the stable phosphate triester **5a** in 63% yield over three steps (Scheme 4(a)). Similarly, two-step catalytic phosphonylation of alcohols **1ad** and **1ae** afforded phosphite **4o** in good yield. Subsequent oxidation and deprotection gave the key intermediate of the serum albumin binder **5d** (Scheme 4(b)).⁷¹ Moreover, phosphorothioate **4a-S** could be synthesized with the model substrate by modifying the final oxidation step (Scheme 4(c)).⁷²

We also investigated the catalytic synthesis of phosphate triesters **7**, having two nucleoside units on the P center, which can be viewed as the smallest oligonucleotide unit (Scheme 4(d)). In the first step, a 5'-protected thymidine was reacted with **2** in the presence of 5 mol% of Zn(acac)₂ to afford mono-phosphonylated compound **3af** in 94% yield. The latter was then reacted with 3'-protected thymidine in the presence of 10 mol% of Zn(TMHD)₂ to give phosphite diester **6a** in 42% yield. The diester was oxidized to give the target compound **7a** in 44% yield over three steps. This protocol was also applied to another nucleotide with a different base unit. The intermediate **3af** was reacted with 2',3'-protected cytidine under the same conditions as thymidine, and phosphite **6b** was obtained in 45% yield. Again, **6b** was oxidized to give phosphate triester **7b** in 37% yield. These results represent the first catalytic and additive-free synthesis of phosphite diesters and its successful application to the synthesis of the smallest oligonucleotide unit.



Scheme 4 Synthesis of sugar phosphate triesters and value-added chemicals.

Conclusions

In conclusion, we have developed the catalytic and additive-free synthesis of phosphite diesters. Two different alcohols were introduced on readily available phosphorylating reagent **2** in the presence of a catalytic amount of Zn complexes to afford various kinds of phosphite diesters in high selectivity. This reaction possesses high functional group tolerance including alkyne, phenol, amide, and carbamates and the products could be oxidized to phosphate triesters. Using this protocol, catalytic synthesis of nucleotides was achieved. Further investigation to reveal a detailed reaction mechanism and application to oligonucleotide synthesis is ongoing in our laboratory.

Data availability

Detailed synthetic procedures, supporting experimental results, and complete characterization data for all new compounds can be found in the ESI.†

Author contributions

YS and SK designed the project. YS, SMC, LAD, and AM performed and analyzed the experiments. YS and SK wrote the manuscript, SK supervised and directed the research. All authors have discussed the results and approved the final version of the manuscript.

Conflicts of interest

There are no conflicts to declare.

Acknowledgements

This work was supported by a Grant-in-Aid for Scientific Research from the Japan Society for the Promotion of Science (JSPS KAKENHI, Grant No. 21K14621) and the Adaptable and Seamless Technology transfer Program through Target-driven R&D (A-STEP) from the Japan Science and Technology Agency (JST) Grant No. JPMJTR22T5.

Notes and references

- 1 F. H. Westheimer, *Science*, 1987, **235**, 1173–1178.
- 2 M. W. Bowler, M. J. Cliff, J. P. Waltho and G. M. Blackburn, *New J. Chem.*, 2010, **34**, 784–794.
- 3 T. Hunter, *Philos. Trans. R. Soc., B*, 2012, **367**, 2513–2516.
- 4 R. R. Siden, *DNA Structure and Function Protein Synthesis*, Academic Press, 1st edn, 1994.
- 5 W. Dowhan, *Annu. Rev. Biochem.*, 1997, **66**, 199–232.
- 6 M. J. Berridge and R. F. Irvine, *Nature*, 1989, **341**, 197–205.
- 7 P. Cohen, *Nat. Cell Biol.*, 2002, **4**, E127–E130.
- 8 I. Smoly, N. Shemesh, M. Ziv-Ukelson, A. Ben-Zvi and E. Yeger-Lotem, *PLoS Comput. Biol.*, 2017, **13**, e1005221.
- 9 J. R. Knowles, *Annu. Rev. Biochem.*, 1980, **49**, 877–919.
- 10 C. Meier, *Synlett*, 1998, 233–242.
- 11 M. B. Wire, M. J. Shelton and S. Studenbergh, *Clin. Pharmacokinet.*, 2006, **45**, 137–168.
- 12 M. Tudi, H. D. Ruan, L. Wang, J. Lyu, R. Sadler, D. Connell, C. Chu and D. T. Phung, *Int. J. Environ. Res. Public Health*, 2021, **18**, 1112.
- 13 S. V. Levchik and E. D. Weil, *Polym. Int.*, 2005, **54**, 981–998.
- 14 P. Jia, H. Xia, K. Tang and Y. Zhou, *Polymers*, 2018, **10**, 1303.
- 15 W. Brad Wan and P. P. Seth, *J. Med. Chem.*, 2016, **59**, 9645–9667.
- 16 A. Khvorova and J. K. Watts, *Nat. Biotechnol.*, 2017, **35**, 238–248.
- 17 M. Byrne, V. Vathipadikeal, L. Apponi, N. Iwamoto, P. Kandasamy, K. Longo, F. Liu, R. Looby, L. Norwood, A. Shah, J. D. Shelke, C. Shivalila, H. Yang, Y. Yin, L. Guo, K. Bowman and C. Vargeese, *Transl. Vis. Sci. Technol.*, 2021, **10**, 23.
- 18 Y. Liu, J. C. Dodart, H. Tran, S. Berkovitch, M. Braun, M. Byrne, A. F. Durbin, X. S. Hu, N. Iwamoto, H. G. Jang, P. Kandasamy, F. Liu, K. Longo, J. Ruschel, J. Shelke, H. Yang, Y. Yin, A. Donner, Z. Zhong, C. Vargeese and R. H. Brown, *Nat. Commun.*, 2021, **12**, 1–15.
- 19 A. P. Guzaev, *Curr. Protoc. Nucleic Acid Chem.*, 2013, **53**, 3.
- 20 A. Deutsch and O. Fernö, *Nature*, 1945, **156**, 604.
- 21 P. T. Gilham and H. G. Khorana, *J. Am. Chem. Soc.*, 1958, **80**, 6212–6222.
- 22 T. Sekiya, T. Takeya, E. L. Brown, R. Belagaje, R. Contreras, H. J. Fritz, M. J. Gait, R. G. Lees, M. J. Ryan, H. G. Khorana and K. E. Norris, *J. Biol. Chem.*, 1979, **254**, 5787–5800.
- 23 T. Sekiya, E. L. Brown, R. Belagaje, H. J. Fritz, M. J. Gait, R. G. Lees, M. J. Ryan, H. G. Khorana and K. E. Norris, *J. Biol. Chem.*, 1979, **254**, 5781–5786.
- 24 R. Belagaje, E. L. Brown, H. J. Fritz, R. G. Lees and H. G. Khorana, *J. Biol. Chem.*, 1979, **254**, 5765–5780.
- 25 S. Han and S. J. Miller, *J. Am. Chem. Soc.*, 2013, **135**, 12414–12421.
- 26 K. A. Coppola, J. W. Testa, E. E. Allen and B. R. Sculimbrene, *Tetrahedron Lett.*, 2014, **55**, 4203–4206.
- 27 J. I. Murray, R. Woscholski and A. C. Spivey, *Chem. Commun.*, 2014, **50**, 13608–13611.
- 28 J. I. Murray, R. Woscholski and A. C. Spivey, *Synlett*, 2015, 985–990.
- 29 J. Ying, Q. Gao and X. F. Wu, *Chem.–Asian J.*, 2020, **15**, 1540–1543.
- 30 S. Tsunee and O. Shunji, *Bull. Chem. Soc. Jpn.*, 1975, **48**, 2084–2090.
- 31 B. R. Sculimbrene and S. J. Miller, *J. Am. Chem. Soc.*, 2001, **123**, 10125–10126.
- 32 S. Jones and D. Selitsianos, *Org. Lett.*, 2002, **4**, 3671–3673.
- 33 B. R. Sculimbrene, A. J. Morgan and S. J. Miller, *J. Am. Chem. Soc.*, 2002, **124**, 11653–11656.
- 34 B. R. Sculimbrene, A. J. Morgan and S. J. Miller, *Chem. Commun.*, 2003, **3**, 1781–1785.
- 35 B. R. Sculimbrene, Y. Xu and S. J. Miller, *J. Am. Chem. Soc.*, 2004, **126**, 13182–13183.
- 36 S. Jones, J. Northen and A. Rolfe, *Chem. Commun.*, 2005, **30**, 3832–3834.
- 37 A. J. Morgan, S. Komiya, Y. Xu and S. J. Miller, *J. Org. Chem.*, 2006, **71**, 6923–6931.
- 38 R. L. Letsinger and K. K. Ogilvie, *J. Am. Chem. Soc.*, 1969, **91**, 3350–3355.
- 39 R. L. Letsinger, K. K. Ogilvie and P. S. Miller, *J. Am. Chem. Soc.*, 1969, **91**, 3360–3365.
- 40 R. L. Letsinger, J. L. Finnan, G. A. Heavner and W. B. Lunsford, *J. Am. Chem. Soc.*, 1975, **97**, 3278–3279.
- 41 R. L. Letsinger and W. B. Lunsford, *J. Am. Chem. Soc.*, 1976, **98**, 3655–3661.
- 42 S. Sigurdsson and R. Stomberg, *J. Chem. Soc., Perkin Trans. 2*, 2002, **2**, 1682–1688.
- 43 A. D. Dal-Maso, F. Legendre, C. Blonski and P. Hoffmann, *Synth. Commun.*, 2008, **38**, 1688–1693.
- 44 H. Kitamura, Y. Otake, N. Sugisawa, H. Sugisawa, T. Ida, H. Nakamura and S. Fuse, *Chem. - Eur. J.*, 2022, **28**, e202200932.
- 45 M. A. Maier, A. P. Guzaev and M. Manoharan, *Org. Lett.*, 2000, **2**, 1819–1822.
- 46 F. M. J. Tappe, V. T. Trepohl and M. Oestreich, *Synthesis*, 2010, 3037–3062.
- 47 S. L. Beaucage and M. H. Caruthers, *Tetrahedron Lett.*, 1981, **22**, 1859–1862.
- 48 M. D. Matteucci and M. H. Caruthers, *J. Am. Chem. Soc.*, 1981, **103**, 3185–3191.
- 49 L. J. McBride and M. H. Caruthers, *Tetrahedron Lett.*, 1983, **24**, 245–248.
- 50 D. S. Sergueev and B. R. Shaw, *J. Am. Chem. Soc.*, 1998, **120**, 9417–9427.

- 51 S. Sigurdsson and R. Strömberg, *J. Chem. Soc., Perkin Trans. 2*, 2002, **2**, 1682–1688.
- 52 A. L. Featherston, Y. Kwon, M. M. Pompeo, O. D. Engl, D. K. Leahy and S. J. Miller, *Science*, 2021, **371**, 702–707.
- 53 K. W. Knouse, J. N. deGruyter, M. A. Schmidt, B. Zheng, J. C. Vantourout, C. Kingston, S. E. Mercer, I. M. McDonald, R. E. Olson, Y. Zhu, C. Hang, J. Zhu, C. Yuan, Q. Wang, P. Park, M. D. Eastgate and P. S. Baran, *Science*, 2018, **361**, 1234–1238.
- 54 D. Xu, N. Rivas-Bascón, N. M. Padial, K. W. Knouse, B. Zheng, J. C. Vantourout, M. A. Schmidt, M. D. Eastgate and P. S. Baran, *J. Am. Chem. Soc.*, 2020, **142**, 5785–5792.
- 55 D. T. Flood, K. W. Knouse, J. C. Vantourout, S. Kitamura, B. B. Sanchez, E. J. Sturgell, J. S. Chen, D. W. Wolan, P. S. Baran and P. E. Dawson, *ACS Cent. Sci.*, 2020, **6**, 1789–1799.
- 56 J. C. Vantourout, S. R. Adusumalli, K. W. Knouse, D. T. Flood, A. Ramirez, N. M. Padial, A. Istrate, K. Maziarz, J. N. Degruyter, R. R. Merchant, J. X. Qiao, M. A. Schmidt, M. J. Deery, M. D. Eastgate, P. E. Dawson, G. J. L. Bernardes and P. S. Baran, *J. Am. Chem. Soc.*, 2020, **142**, 17236–17242.
- 57 Y. Huang, K. W. Knouse, S. Qiu, W. Hao, N. M. Padial, J. C. Vantourout, B. Zheng, S. E. Mercer, J. Lopez-Ogalla, R. Narayan, R. E. Olson, D. G. Blackmond, M. D. Eastgate, M. A. Schmidt, I. M. McDonald and P. S. Baran, *Science*, 2021, **373**, 1265–1270.
- 58 M. Ociepa, K. W. Knouse, D. He, J. C. Vantourout, D. T. Flood, N. M. Padial, J. S. Chen, B. B. Sanchez, E. J. Sturgell, B. Zheng, S. Qiu, M. A. Schmidt, M. D. Eastgate and P. S. Baran, *Org. Lett.*, 2021, **23**, 9337–9342.
- 59 K. W. Knouse, D. T. Flood, J. C. Vantourout, M. A. Schmidt I, M. McDonald, M. D. Eastgate and P. S. Baran, *ACS Cent. Sci.*, 2021, **7**, 1473–1485.
- 60 K. Domon, M. Puripat, K. Fujiyoshi, M. Hatanaka, S. A. Kawashima, K. Yamatsugu and M. Kanai, *ACS Cent. Sci.*, 2020, **6**, 283–292.
- 61 K. Fujiyoshi, S. A. Kawashima, K. Yamatsugu and M. Kanai, *Synlett*, 2021, **32**, 1135–1140.
- 62 A. Sakakura, M. Katsukawa and K. Ishihara, *Org. Lett.*, 2005, **7**, 1999–2002.
- 63 A. Sakakura, M. Katsukawa and K. Ishihara, *Angew. Chem., Int. Ed.*, 2007, **46**, 1423–1426.
- 64 Y. Saito, S. M. Cho, L. A. Danieli and S. Kobayashi, *Org. Lett.*, 2020, **22**, 3171–3175.
- 65 P. J. Garegg, I. Lindh, T. Regberg, J. Stawinski, R. Stromberg and C. Henrichson, *Tetrahedron Lett.*, 1986, **27**, 4051–4054.
- 66 J. Dhineshkumar and K. R. Prabhu, *Org. Lett.*, 2013, **15**, 6062–6065.
- 67 D. E. Gibbs and C. Larsen, *Synthesis*, 1984, 410–413.
- 68 E. Kuyl-Yeheskiely, C. M. Tromp, G. A. van der Marel and J. H. van Boom, *Tetrahedron Lett.*, 1987, **28**, 4461–4464.
- 69 K. Tsubaki, H. Shimooka, M. Kitamura and T. Okauchi, *Org. Lett.*, 2019, **21**, 9779–9783.
- 70 K. Tsubaki, T. Yamanaka, T. Hisamitsu, H. Shimooka, M. Kitamura and T. Okauchi, *Synthesis*, 2021, **53**, 3827–3835.
- 71 K. Zobel, M. F. T. Koehler, M. H. Beresini, L. D. Caris and D. Combs, *Bioorg. Med. Chem. Lett.*, 2003, **13**, 1512–1515.
- 72 S. Sarkar and M. Kalek, *Org. Lett.*, 2023, **25**, 671–675.