


 Cite this: *RSC Adv.*, 2024, 14, 7992

Investigating the efficacy of green solvents and solvent-free conditions in hydrogen-bonding mediated organocatalyzed model reactions†

 Lloyd C. Chetty, ^a Hendrik G. Kruger, ^a Per I. Arvidsson, ^{ab} Tricia Naicker *^a and Thavendran Govender*^c

In this study, we have delved into various reactions conducted using green solvents or under solvent-free conditions, employing hydrogen bonding organocatalysis to advance more sustainable practices in chemical synthesis. The outcomes suggest that cyclopentyl methyl ether could potentially replace non-polar organic solvents such as hexane and toluene with comparable enantioselectivity and yields. The non-polar nature of liquefied or supercritical CO₂ restricts its application to reactions that require non-polar solvents. Furthermore, pursuing solvent-free conditions, even without liquid substrates, might result in similar conversion rates with reduced catalyst loading. These findings highlight the potential of exploring solvent-free conditions when enantioselectivity is not of concern. Based on the results, solvent-free conditions and bio-based solvents can serve as viable alternatives to conventional organic solvents without compromising performance. This is expected to influence the way chemists approach reaction optimisation within method development in the field, fostering a broader adoption of environmentally friendly approaches.

 Received 26th January 2024
 Accepted 25th February 2024

 DOI: 10.1039/d4ra00679h
rsc.li/rsc-advances

Introduction

Organocatalysis is one of the most flourishing research areas in organic synthesis that covers a series of classic catalytic modes.^{1–8} Among the different organocatalytic activation mechanisms, hydrogen bonding is a powerful method to activate Lewis basic substrates.⁹ This activation mode has laid the groundwork for a vast and dynamic field of research, resulting in the development of over 30 new asymmetric reactions.¹⁰ In addition, organocatalysis is especially appealing for constructing bioactive molecules that typically cannot withstand metal impurities.¹¹ Consequently, in 2019, IUPAC designated enantioselective organocatalysis as one of the ten emerging technologies in the field of chemistry with the potential to make our planet more sustainable.¹² However, the greenness of organocatalysis is often debated due to catalyst recycling and high catalyst loading.¹³ Additionally, organocatalysts often employ hazardous solvents such as DMSO, DMF, acetonitrile, dichloromethane, or toluene.^{14–17} Applying greener solvent

alternatives or solvent-free conditions is a straightforward approach to improving the sustainability of any chemical reaction. Several factors influence the choice of a greener solvent. The solvent should be relatively non-toxic, non-hazardous and not be released into the environment.¹⁸ Furthermore, there is increasing scrutiny on solvent use, and environmental legislation is becoming increasingly stringent to ensure sustainability in chemical processes.¹⁹

An examination of solvent utilisation between 1997 and 2012 indicated significant potential for improvement across the pharmaceutical industry.²⁰ A recent trend in asymmetric chemical synthesis is the use of biosolvents, which are derived from biomass and offer properties like low toxicity and high biodegradability.²¹ A recent review by Corrêa and co-workers reports that chiral organocatalysts in greener solvents have been limited to ethanol, ethyl acetate, 2-methyl tetrahydrofuran, and ethyl lactate, despite the growing availability of the commercial portfolio of other green solvents.²²

Among greener solvents, carbon dioxide (CO₂) has attracted significant interest in green chemistry due to its availability, non-toxicity, non-flammability, and stability.^{23,24} Liquid and supercritical CO₂ have been extensively studied in chemical reactions, including asymmetric synthesis using organometallics^{25–29} or biocatalysts.^{30–33} Currently, there are limited studies on applying CO₂ as a reaction medium in asymmetric organocatalysis.^{23,34–37}

Further research is necessary to comprehensively grasp the scope and limitations of environmentally friendly solvents.

^aCatalysis and Peptide Research Unit, University of KwaZulu Natal, Durban, 4001, South Africa

^bScience for Life Laboratory, Drug Discovery & Development Platform & Division of Translational Medicine and Chemical Biology, Department of Medical Biochemistry and Biophysics, Karolinska Institutet, Stockholm, Sweden

^cDepartment of Chemistry, University of Zululand, Private Bag X1001, KwaDlangezwa 3886, South Africa. E-mail: govenderthav@icloud.com; naickert1@ukzn.ac.za

† Electronic supplementary information (ESI) available. See DOI: <https://doi.org/10.1039/d4ra00679h>



Herein, we have investigated several reactions in solvent-free conditions and green solvents that utilise hydrogen bonding organocatalysis to promote more sustainable methods within chemical synthesis.

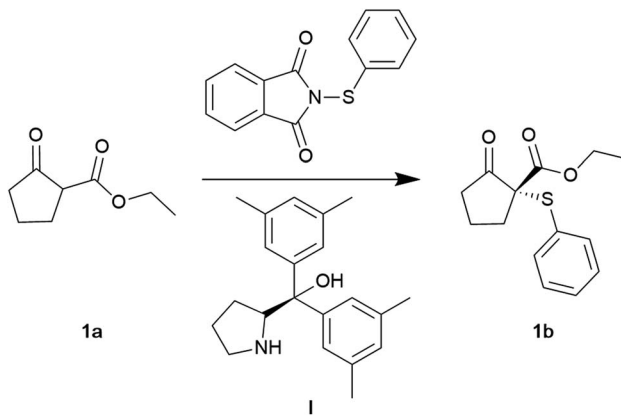
Results and discussion

The synthesis of optically active organosulphur compounds is highly desirable as chiral sulphur-containing compounds are common in natural products, pharmaceuticals, and bioactive molecules.^{38–40} In particular, thioether structural fragments are important bioisosteric replacements in rational drug design.⁴¹ Functionalised β -ketoesters are versatile building blocks and synthons in organic chemistry, widely employed in efficiently synthesising various complex natural products.⁴² Considering their significance in medicine, there has been substantial interest in developing new methods for optically active derivatives containing a carbon–heteroatom bond.^{43,44} We began our investigation with the effect of greener solvents on Zhu and co-worker's asymmetric sulfenylation of β -ketoesters initially reported in hexane.⁴⁵ However, European Directives and Registration, Evaluation, Authorisation and Restriction of Chemicals (REACH) now strictly regulate solvents derived from petrochemical sources such as hexane.⁴⁶ In addition, hexane poses significant health risks (neurotoxin) and is at risk of being prohibited in Europe within the coming years. Accordingly, substituting hexane with environmentally sustainable alternatives is of significant interest to academic and industrial sectors.⁴⁷

At the reported conditions of 20 mol% of catalyst (**I**), RT (room temperature) in hexane, the reaction had a conversion of 99% and an ee of 82% (Table 1, entry 1). The excellent conversion was maintained even at 5 mol% catalyst loading (Table 1, entry 2). However, a further decrease in catalyst loading inhibited the reaction (Table 1, entry 3). Applying cyclopentylmethyl ether (CPME) as a solvent led to a conversion and ee identical to hexane (Table 1, entry 4). The application of *N*-butyl-2-pyrrolidone (NBP) led to a conversion of 90% but a poor ee of 30% (Table 1, entry 5). Applying γ -valerolactone (GVL) or 2-methyl tetrahydrofuran (2-MeTHF) had moderate conversions of 40 and 52%, respectively (Table 1, entry 6 and 7). Performing the reaction under liquid CO₂ conditions (100 bars, RT) led to an excellent conversion of 96% and an ee of 72% (Table 1, entry 8). Under solvent-free conditions, a conversion of 91% was obtained with a slight decrease in ee (70%, Table 1, entry 9). As noted earlier, the increase in concentration allowed the reaction to be performed even at 1 mol% catalyst with a good conversion of 75% (Table 1, entry 11), which was impossible in hexane (Table 1, entry 3). The results demonstrate that the hydrophobic green ether CPME can replace hexane in this organocatalysed reaction. In addition, liquid CO₂ and solvent-free conditions can also serve as benign alternatives, albeit with a decrease in enantioselectivity.

Among the strategies for synthesising chiral organosulphur compounds is the asymmetric sulfa-Michael addition.⁴⁸ Turowska-Tyrk and associates investigated the asymmetric Michael addition of thiophenols to chalcones to prepare chiral

Table 1 Optimisation of reaction conditions for the asymmetric sulfenylation of ethyl 2-oxocyclopentane-1-carboxylate^a

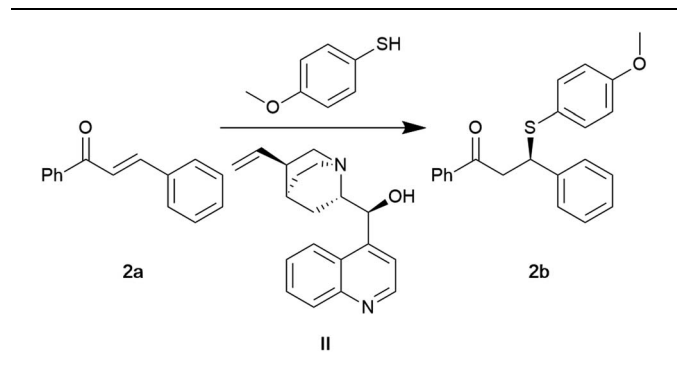


Entry	Catalyst loading [mol%]	Solvent	Conversion ^b [%]	ee [%]
1	20	Hexane	99	82
2	5	Hexane	94	82
3	1	Hexane	NR	—
4	5	CPME	99 (99) ^d	83
5	5	NBP	90	30
6	5	GVL	40	—
7	5	2-MeTHF	52	—
8 ^c	5	Liquid CO ₂	96	72
9	5	Neat	91	70
10	1	Neat	75	68

^a Reaction conditions: **1a** (0.19 mmol), *N*-(phenylthio)phthalimide (1.2 equiv.), (*S*)- α,α -bis(3,5-dimethylphenyl)-2-pyrrolidinemethanol, solvent (0.1 M), for 3 hours at RT. ^b Conversion was determined by GC-MS analysis of the reaction mixture; entries were performed in duplicate. ^c Reaction conditions: stirred for 3 hours under 100 bars of CO₂ at RT. ^d Isolated yield.

building blocks, which are useful for synthesising biologically active compounds.⁴⁹ We initiated our investigation with the asymmetric Michael addition of 4-methoxybenzenethiol to chalcone initially reported in anhydrous toluene. It is suspected that prolonged exposure to toluene could potentially harm an unborn child and cause organ damage. Although commonly used as a substitute for carcinogenic benzene, toluene is a non-renewable solvent under regulatory scrutiny.⁵⁰ Therefore, alternatives which are safe and bio-based are essential.

At the reported conditions of 1.5 mol% cinchonine (**II**) in anhydrous toluene, a conversion of 91% and an ee of 40% were obtained (Table 2, entry 1). Applying CPME as a solvent led to an excellent conversion (87%) and equivalent ee (Table 2, entry 2). The application of other bio-based solvents had good to excellent conversions (80–99%) but were not enantioselective (Table 3, entries 2–5). Performing the reaction under liquid CO₂ conditions (100 bars, –20 °C) led to a moderate conversion of 67% with poor ee (18%, Table 2, entry 6). In the absence of a solvent, the reaction maintained an excellent conversion of 88%. However, enantioselectivity was lost (14%, Table 2, entry 7). Following the previous trends, solvent-free conditions

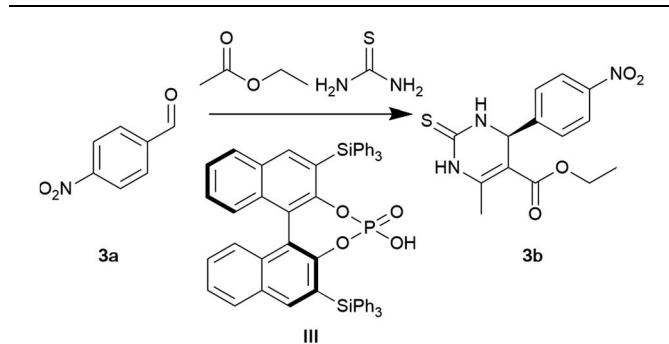
Table 2 Optimisation of reaction conditions for the Michael addition of 4-methoxybenzenethiol to chalcone^a

Entry	Catalyst loading [mol%]	Solvent	Conversion ^b [%]	ee [%]
1	1.5	Toluene	91	40
2	1.5	CPME	87 (85)^d	40
3	1.5	NBP	86	0
4	1.5	GVL	80	0
5	1.5	2-MeTHF	99	0
6 ^c	1.5	Liquid CO ₂	67	18
7	1.5	Neat	88	14
8	0.1	Neat	86	—
9	0.005	Neat	88	—
10	0	Neat	58	—
11	0	Toluene	6	—

^a Reaction conditions: **2a** (0.24 mmol), methoxybenzenethiol (1.1 equiv.), cinchonine, solvent (0.33 M), 4 hours at -20 °C. ^b Conversion was determined by LC-MS analysis of the reaction mixture; entries were performed in duplicate. ^c Reaction conditions: stirred for 4 hours under 100 bars of CO₂ at -20 °C. ^d Isolated yield.

allowed for a 300× reduction in catalyst loading (Table 2, entries 8 and 9). In addition, under solvent-free conditions, the reaction could proceed uncatalysed with a moderate conversion. This was impossible in anhydrous toluene (Table 2, entries 10 and 11). The results indicate that CPME can be a green alternative to toluene. CPME demonstrates minimal acute or subchronic toxicity, coupled with moderate irritation and a lack of genotoxic and mutagenic effects.⁵¹ It is important to note that when handling CPME, care should be taken not to swallow or expose the skin and eyes.⁵² It should also be noted that anhydrous CPME was not required. As observed earlier, liquid CO₂ and solvent-free conditions offer similar conversions and enantioselectivity. This may be due to the low solubilising power of CO₂.

One of the classical methods for synthesising heterocycles is the Biginelli three-component condensation, which involves the combination of an aldehyde, a β -keto ester, and thiourea, resulting in the formation of dihydropyrimidinethiones (DHPMs).⁵³ In medicinal chemistry, DHPMs are regarded as privileged structures owing to the presence of the DHPM component in numerous drug candidates.⁵⁴ Enantioselective synthesis holds a crucial position in the pharmaceutical industry, as individual enantiomers may exhibit varying behaviours under physiological conditions.^{55,56}

Table 3 Optimisation of reaction conditions for the asymmetric Biginelli reaction of 4-nitrobenzaldehyde, thiourea, and ethyl acetoacetate^a

Entry	Catalyst loading [mol%]	Solvent	Conversion ^b [%]	ee [%]
1	10	Toluene	99	92
2	10	CPME	99 (98)^d	92
3	10	NBP	NR	—
4	10	GVL	NR	—
5	10	2-MeTHF	40	—
6 ^c	10	scCO ₂	NR	—
7	10	Neat	91	46

^a Reaction conditions: **3a** (0.03 mmol), thiourea (1.2 equiv.), ethyl acetoacetate (3 equiv.), (*S*)-3,3'-bis(triphenylsilyl)-1,1'-binaphthyl-2,2'-diyl hydrogenphosphate, solvent (0.1 M), 60 hours at 50 °C. ^b Conversion was determined by LC-MS analysis of the reaction mixture; entries were performed in duplicate. ^c Reaction conditions: stirred for 60 hours under 80 bars of CO₂ at 50 °C. ^d Isolated yield.

Accordingly, we next focused on investigating the effect of greener solvents on the asymmetric Biginelli reaction catalysed by the MacMillan TiPSY catalyst (**III**), as initially reported by Gong and co-workers.⁵⁷ At the reported conditions of 10 mol% chiral phosphoric acid in toluene, a conversion of 99% and an ee of 92% were obtained (Table 3, entry 1). As seen in Tables 1 and 2, applying CPME as an alternative to toluene led to equivalent conversion (99%) and ee (Table 3, entry 2). Application of the polar aprotic solvents NBP and GVL inhibited the reaction (Table 3, entries 4 and 5). Performing the reaction in 2-MeTHF decreased the conversion to 40% (Table 3, entry 6), while performing the reaction under supercritical CO₂ (scCO₂) conditions (80 bars, 50 °C) again inhibited the reaction. In the absence of a solvent, the reaction maintained excellent conversions. However, under these conditions, the reaction possessed poor selectivity towards the desired Biginelli product (Table 3, entries 7). In alignment with prior trends under neat conditions, there was a decrease in enantioselectivity.

Reductive amination represents one of the most powerful and commonly employed techniques for producing amines.⁵⁸ This versatile coupling reaction provides rapid and general access to forming C–N bonds, a crucial structural feature in natural products and pharmaceuticals.⁵⁹ In metal hydride reductive processes, eliminating toxic metal impurities is challenging, yet crucial, particularly in pharmaceutical

manufacturing. The pursuit of metal-free reductive methods is an important research objective. Consequently, the use of Hantzsch ester as a biomimetic, cost-effective, stable, and safe reducing agent is of great interest.⁶⁰

We investigated the thiourea-catalysed (IV) reductive amination of aldehydes using Hantzsch ester as the reducing agent in anhydrous toluene initially reported by Menche and Arıkan.⁶¹ At the reported conditions of 10 mol% thiourea in anhydrous toluene, the conversion of *p*-anisidine was 99%, and the ratio between the imine and secondary amine was 9:91 (Table 4, entry 1). Hantzsch ester was consumed entirely, indicating an equivalence higher than 1.2 is required to drive the reaction. Replacing toluene with CPME leads to an increase in imine formation (Table 4, entry 2). The polar aprotic solvent NBP allowed an almost complete reduction of the imine (Table 4, entry 3). The use of GVL as a solvent led to a complete reduction (Table 4, entry 4). When 2-MeTHF was applied as a solvent, a ratio of 20:80 of imine to secondary amine was obtained (Table 4, entry 5). The reaction was incompatible with scCO₂, most likely due to solubility issues. Conducting the reaction under solvent-free conditions allowed for a drop in catalyst loading to 1 mol% while maintaining reactivity (Table 4, entries 7–9). As noted earlier, the uncatalysed reaction was more active under solvent-free conditions than in anhydrous toluene (Table

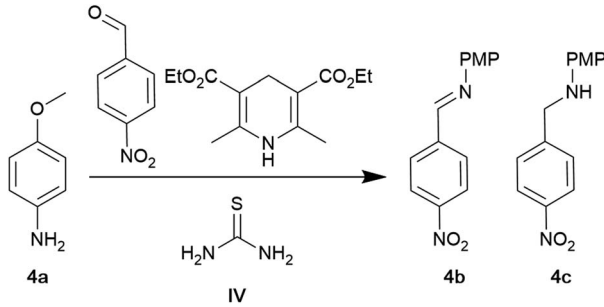
4, entries 10 and 11). The results illustrate that the polar aprotic bio-based GVL or NBP can be green alternatives to toluene. While NBP is not inherently derived from biological sources, it can be manufactured using renewable resources.⁶² It should also be noted that anhydrous solvents were not required, making this protocol more convenient and benign, as the solvent drying step is avoided. The non-polar nature of scCO₂ prevented its application, but it should be kept in mind that a bio-based modifier could be added to adjust solubility. Solvent-free conditions offer similar conversion to the bio-based solvents with a decreased catalyst loading.

Sulfoxides are valuable synthetic intermediates in synthesising a wide range of biologically active compounds.^{63,64} The most direct approach to synthesising sulfoxides is through the oxidation of sulfides. While numerous reagents can be used for this purpose, many tend to over-oxidise to sulfones. Consequently, careful control of reaction conditions is necessary to prevent the formation of sulfones.⁶⁵ In contrast to other oxidising agents, hydrogen peroxide (H₂O₂) is highly appealing from an environmental perspective. It is an ideal, waste-minimising oxidant, as its only theoretical by-product is water.⁶⁶

Lastly, the investigation focused on the L-proline (V) catalysed oxidation of thioanisole. The oxidation of sulfides initially reported by Ravindra and co-workers utilised a hydrogen bonding L-proline H₂O₂ system.⁶⁷ Ravindra reported a conversion of 98% using 10 mol% L-proline in acetonitrile (0.33 M). However, in our hands, using the exact conditions, a conversion of 4% was obtained (Table 5, entry 1). In addition, using a new bottle of H₂O₂ did not improve conversions. Interestingly, decreasing the solvent volume increased the conversion to 89% (Table 5, entry 2). A range of bio-based solvents were evaluated (Table 5, entries 3–6). However, poor conversions were obtained (4–28%). Under scCO₂ conditions (80 bars, 40 °C), low conversion was obtained with a mixture of sulfoxide and sulfone products (Table 5, entry 7). This is most likely attributed to the low solubility of proline in scCO₂ at milder pressures.^{36,37} It has been previously reported by Liu *et al.* that higher pressures increase conversions for the L-proline-catalysed aldol reaction under scCO₂ conditions.³⁶ Inspired by previous reports on the solvent-free oxidation of sulfides using H₂O₂, the reaction was conducted under neat conditions.^{68,69} Remarkably, a conversion of 99% was obtained (Table 5, entry 8). In addition, the catalyst loading could be dropped to 1 mol% while maintaining excellent conversion (Table 5, entry 9). Any further drop in catalyst loading displayed similar conversions to the uncatalysed reaction (Table 5, entries 10–12). The decrease in catalyst loading is arguably a result of an increase in concentration due to solvent-free conditions. Although bio-based solvents were unsuccessful in replacing acetonitrile, the results highlight the use of solvent-free conditions and the need to explore these conditions during method development. It is important to note that no enantioselectivity with L-proline was observed.

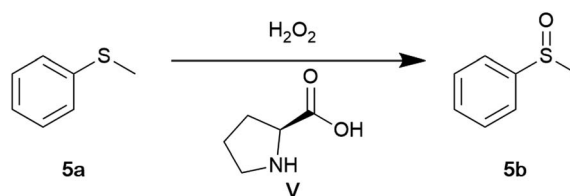
While studying the impact of solvents on reactivity often involves considering intrinsic properties such as polarity or dielectric constants, they may not always provide a complete explanation, and the effects can be more complex.⁷⁰ Solvation encompasses all types of inter-molecular interactions. Solvents

Table 4 Optimisation of reaction conditions for the direct reductive amination of 4-nitrobenzaldehyde and *p*-anisidine^a



Entry	Catalyst loading [mol%]	Solvent	Conversion ^b [%]	4b ^b	4c ^b
1	10	Toluene	99	9	91
2	10	CPME	99	31	69
3	10	NBP	99	4	96
4	10	GVL	99	—	100 (90) ^d
5	10	2-MeTHF	99	20	80
6 ^c	10	scCO ₂	NR	—	—
7	10	Neat	99	17	83
8	5	Neat	99	20	80
9	1	Neat	99	9	91
10	0	Neat	99	34	66
11	0	Toluene	99	66	34

^a Reaction conditions: 4a (0.24 mmol), 4-nitrobenzaldehyde (1.2 equiv.), Hantzsch ester (1.2 equiv.), thiourea, solvent (0.4 M) stirred for 16 hours at 70 °C. ^b Conversion was determined by GC-MS analysis of the reaction mixture; entries were performed in duplicate. ^c Reaction conditions: stirred for 16 hours under 80 bars of CO₂ at 70 °C. ^d Isolated yield.

Table 5 Optimisation of reaction conditions for the oxidation of thioanisole^a

Entry	Catalyst loading [mol%]	Solvent	Conversion ^b [%]
1	10 ^c	Acetonitrile	4
2	10	Acetonitrile	89
3	10	γ -Valerolactone (GVL)	28
4	10	<i>N</i> -butyl-2-pyrrolidone (NBP)	6
5	10	Cyclopentylmethyl ether (CPME)	4
6	10	2-MeTHF	9
7 ^d	10	scCO ₂	45
8	10	Neat	99 (99) ^e
9	1	Neat	87
10	0.1	Neat	79
11	—	Neat	81

^a Reaction conditions: 5a (0.24 mmol), H₂O₂ (2.5 equiv.), L-proline, solvent (3.8 M) for 2 hours at 40 °C. ^b Conversion was determined by LC-MS analysis of the reaction mixture; entries were performed in duplicate. ^c Reaction conditions: acetonitrile (0.33 M). ^d Reaction conditions: stirred for 2 hours under 80 bars of CO₂ at 40 °C. ^e Isolated yield.

employed as media for chemical reactions have a profound effect on both the thermodynamics and kinetics of chemical processes.⁷¹ Although there may be instances where reactivity and polarity do not correlate, the polarity can serve as an initial reference point during solvent selection in method development.

In academia, where small-scale chemistry predominates, there's often a perception that organic waste is primarily an industry-related concern. However, this perspective overlooks that academic research groups often contribute significantly to organic waste generation. When the total volume and weight of solvents and contaminated water used in these processes are calculated and compared to the final product's weight, the *E* factor can reach the hundreds.⁷² Hence, developing methodologies for organocatalysis in green solvents or under solvent-free conditions can substantially contribute to advancing the sustainability of organic synthesis. Additionally, the availability of greener methods from academic laboratories could support industrial pharmaceutical laboratories in adopting greener routes, even at small-scale synthesis.⁷³

Experimental

For experimental procedures refer to the ESI.†

Conclusions

Within this work, we have preliminarily assessed hydrogen bonding organocatalysts on model reactions in green solvents or under solvent-free conditions.

While CPME can be considered a greener alternative to more problematic ethereal solvents, the results indicate that CPME is a potential green replacement for reactions in non-polar organic solvents such as hexane and toluene with equivalent conversion and ee (Tables 1–3).²¹ However, it is essential to note that while CPME may be deemed more environmentally friendly than some other solvents, responsible handling and disposal practices are still important to minimise its environmental impact.⁷⁴

The polar aprotic solvents NBP and GVL can serve as green alternatives in reactions requiring heating due to their high boiling points of 240.6 °C and 207–208 °C, respectively (Table 4). However, this property also serves as a disadvantage, as these solvents are difficult to remove and recover efficiently. Notably, the workup of reaction products still required conventional organic solvent extraction or water precipitation. Both of which may impact the greenness of the protocol. Solvent-free conditions, even in the absence of liquid substrates (Table 4), may lead to comparable conversions with reduced catalyst loading; however, mostly with a drastic impact on enantioselectivity. As process chemistry laboratories are looking for more sustainable approaches, these results warrant exploring solvent-free conditions during method development when ee is not of concern. It should be highlighted that “The best solvent is no solvent”.¹⁸ Nonetheless, solvents are essential for several chemical processes, as solvation offers several key advantages, such as improved selectivity, safety (for example, as a heat sink or containing toxic reagents), and enhanced ease of handling.⁷⁵

The non-polar nature of liquefied or supercritical CO₂ restricts its application to reactions that require non-polar

solvents (Table 1). However, the polarity of liquefied or supercritical CO₂ can be adjusted with an appropriate modifier, which is worthwhile to explore further. In addition, liquefied or supercritical CO₂ may be more suited to reactions requiring CO₂ or gaseous reactants (such as O₂ and H₂) due to the miscibility of gases.⁷⁶

The future for organic synthesis as a whole will most likely involve a gradual shift away from petrochemical-based solvents and unsustainable practices. It is worth mentioning that there is no absolute green solvent. It always depends on the context of its application, and it is only a relative term.

Based on the results of several model reactions presented in this study, solvent-free conditions and bio-based solvents can be applied as alternatives to conventional organic solvents without performance loss. Hence, it is advisable to include green solvents in the solvent selection process during method development. While preserving enantioselectivity under greener conditions remains a challenge, this study serves as a catalyst for future investigations in the realm of genuinely green asymmetric organocatalysis, paving the way for further advancements in this direction.

Conflicts of interest

There are no conflicts to declare.

Acknowledgements

The authors would like to thank the South African National Research Foundation, the Nuclear Medicine Research Infrastructure, and the College of Health Sciences, UKZN for the financial support. The South African National Research Foundation grant numbers 137961, 145774, 120419.

Notes and references

- 1 S. Shirakawa and K. Maruoka, *Angew. Chem., Int. Ed.*, 2013, **52**, 4312–4348.
- 2 E. A. C. Davie, S. M. Mennen, Y. Xu and S. J. Miller, *Chem. Rev.*, 2007, **107**, 5759–5812.
- 3 S. Mukherjee, J. W. Yang, S. Hoffmann and B. List, *Chem. Rev.*, 2007, **107**, 5471–5569.
- 4 K. L. Jensen, G. Dickmeiss, H. Jiang, L. Albrecht and K. A. Jørgensen, *Acc. Chem. Res.*, 2012, **45**, 248–264.
- 5 D. Parmar, E. Sugiono, S. Raja and M. Rueping, *Chem. Rev.*, 2014, **114**, 9047–9153.
- 6 T. Akiyama, *Chem. Rev.*, 2007, **107**, 5744–5758.
- 7 D. Enders, O. Niemeier and A. Henseler, *Chem. Rev.*, 2007, **107**, 5606–5655.
- 8 M. S. Taylor and E. N. Jacobsen, *Angew. Chem., Int. Ed.*, 2006, **45**, 1520–1543.
- 9 A. Franconetti and G. de Gonzalo, *ChemCatChem*, 2018, **10**, 5554–5572.
- 10 A. G. Doyle and E. N. Jacobsen, *Chem. Rev.*, 2007, **107**, 5713–5743.
- 11 B. Han, X.-H. He, Y.-Q. Liu, G. He, C. Peng and J.-L. Li, *Chem. Soc. Rev.*, 2021, **50**, 1522–1586.
- 12 F. Gomollón-Bel, *Chem. Int.*, 2019, **41**, 12–17.
- 13 D. W. MacMillan, *Nature*, 2008, **455**, 304–308.
- 14 S. Schenker, A. Zamfir, M. Freund and S. B. Tsogoeva, *Eur. J. Org. Chem.*, 2011, **2011**, 2209–2222.
- 15 P. Chauhan, S. Mahajan, U. Kaya, D. Hack and D. Enders, *Adv. Synth. Catal.*, 2015, **357**, 253–281.
- 16 X. Fang and C.-J. Wang, *Chem. Commun.*, 2015, **51**, 1185–1197.
- 17 Š. Toma, M. Mečiarová and R. Šebesta, *Eur. J. Org. Chem.*, 2009, **2009**, 321–327.
- 18 R. A. Sheldon, *Green Chem.*, 2005, **7**, 267–278.
- 19 C. J. Clarke, W.-C. Tu, O. Levers, A. Bröhl and J. P. Hallett, *Chem. Rev.*, 2018, **118**, 747–800.
- 20 C. P. Ashcroft, P. J. Dunn, J. D. Hayler and A. S. Wells, *Org. Process Res. Dev.*, 2015, **19**, 740–747.
- 21 M. Miele, V. Pillari, V. Pace, A. R. Alcántara and G. de Gonzalo, *Molecules*, 2022, **27**, 6701.
- 22 L. S. R. Martelli, I. V. Machado, J. R. N. dos Santos and A. G. Corrêa, *Catalysts*, 2023, **13**, 553.
- 23 A. G. Nigmatov, I. V. Kuchurov, D. E. Siyutkin and S. G. Zlotin, *Tetrahedron Lett.*, 2012, **53**, 3502–3505.
- 24 L. C. Chetty, H. G. Kruger, P. I. Arvidsson and T. Naicker, *Synthesis*, 2022, **54**, 4827–4833.
- 25 J. Xiao, S. C. A. Nefkens, P. G. Jessop, T. Ikariya and R. Noyori, *Tetrahedron Lett.*, 1996, **37**, 2813–2816.
- 26 S. Kainz and W. Leitner, *Catal. Lett.*, 1998, **55**, 223–225.
- 27 G. Franciò and W. Leitner, *Chem. Commun.*, 1999, 1663–1664, DOI: [10.1039/A904281D](https://doi.org/10.1039/A904281D).
- 28 G. Franciò, K. Wittmann and W. Leitner, *J. Organomet. Chem.*, 2001, **621**, 130–142.
- 29 W. Leitner, *Acc. Chem. Res.*, 2002, **35**, 746–756.
- 30 M. T. Reetz, W. Wiesenhöfer, G. Franciò and W. Leitner, *Chem. Commun.*, 2002, 992–993, DOI: [10.1039/B202322A](https://doi.org/10.1039/B202322A).
- 31 R. A. Sheldon, *Chem.–Eur. J.*, 2016, **22**, 12984–12999.
- 32 T. Matsuda, *J. Biosci. Bioeng.*, 2013, **115**, 233–241.
- 33 P. Lozano, *Green Chem.*, 2010, **12**, 555–569.
- 34 E. V. Filatova, O. V. Turova, I. V. Kuchurov, A. A. Kostenko, A. G. Nigmatov and S. G. Zlotin, *J. Supercrit. Fluids*, 2016, **109**, 35–42.
- 35 I. V. Kuchurov, A. G. Nigmatov, E. V. Kryuchkova, A. A. Kostenko, A. S. Kucherenko and S. G. Zlotin, *Green Chem.*, 2014, **16**, 1521–1526.
- 36 L. Liu, Z.-T. Liu, Z.-W. Liu and D. Xue, *Sci. China: Chem.*, 2010, **53**, 1586–1591.
- 37 Z. Li, J.-G. Chen, L.-P. Song, Z. W. Liu, D. Xue and Z.-T. Liu, *Russ. J. Org. Chem.*, 2013, **49**, 1854.
- 38 J.-S. Yu, H.-M. Huang, P.-G. Ding, X.-S. Hu, F. Zhou and J. Zhou, *ACS Catal.*, 2016, **6**, 5319–5344.
- 39 Y. Liang and X. Zhao, *ACS Catal.*, 2019, **9**, 6896–6902.
- 40 D. Zhu, T. Mu, Z.-L. Li, H.-Y. Luo, R.-F. Cao, X.-S. Xue and Z.-M. Chen, *Angew. Chem., Int. Ed.*, 2024, e202318625.
- 41 Q. Tan, Q. Chen, Z. Zhu and X. Liu, *Chem. Commun.*, 2022, **58**, 9686–9689.
- 42 M. Jereb and A. Togni, *Chem.–Eur. J.*, 2007, **13**, 9384–9392.
- 43 T. Govender, P. I. Arvidsson, G. E. Maguire, H. G. Kruger and T. Naicker, *Chem. Rev.*, 2016, **116**, 9375–9437.

- 44 C. Wiśniewska, D. Koszelewski, M. Zysk, S. Kłossowski, A. Żądło, A. Brodzka and R. Ostaszewski, *Eur. J. Org. Chem.*, 2015, **2015**, 5432–5437.
- 45 L. Fang, A. Lin, H. Hu and C. Zhu, *Chem.–Eur. J.*, 2009, **15**, 7039–7043.
- 46 E. Yara-Varon, A.-S. Fabiano-Tixier, M. Balcells, R. Canela-Garayoa, A. Bily and F. Chemat, *RSC Adv.*, 2016, **6**, 27750–27759.
- 47 K. Häckl and W. Kunz, *C. R. Chim.*, 2018, **21**, 572–580.
- 48 C. Niu and D.-M. Du, *Chem. Rec.*, 2023, **23**, e202200258.
- 49 J. Skarzewski, M. Zielińska-Błajet and I. Turowska-Tyrk, *Tetrahedron: Asymmetry*, 2001, **12**, 1923–1928.
- 50 F. P. Byrne, S. Jin, G. Paggiola, T. H. M. Petchey, J. H. Clark, T. J. Farmer, A. J. Hunt, C. Robert McElroy and J. Sherwood, *Sustainable Chem. Processes*, 2016, **4**, 7.
- 51 V. Antonucci, J. Coleman, J. B. Ferry, N. Johnson, M. Mathe, J. P. Scott and J. Xu, *Org. Process Res. Dev.*, 2011, **15**, 939–941.
- 52 K. Watanabe, *Molecules*, 2013, **18**, 3183–3194.
- 53 J.-P. Wan and Y. Liu, *Synthesis*, 2010, **2010**, 3943–3953.
- 54 F. Sánchez-Sancho, M. Escolano, D. Gaviña, A. G. Csáky, M. Sánchez-Roselló, S. Díaz-Oltra and C. Del Pozo, *Pharmaceuticals*, 2022, **15**, 948.
- 55 S. B. Ötvös and C. O. Kappe, *Green Chem.*, 2021, **23**, 6117–6138.
- 56 Z. Zeng, C. Liao and L. Yu, *Chin. Chem. Lett.*, 2023, 109349, DOI: [10.1016/j.ccl.2023.109349](https://doi.org/10.1016/j.ccl.2023.109349).
- 57 N. Li, X.-H. Chen, J. Song, S.-W. Luo, W. Fan and L.-Z. Gong, *J. Am. Chem. Soc.*, 2009, **131**, 15301–15310.
- 58 O. I. Afanasyev, E. Kuchuk, D. L. Usanov and D. Chusov, *Chem. Rev.*, 2019, **119**, 11857–11911.
- 59 W. Shang, H. Sun, W. Chen and J. Liu, *Green Synth. Catal.*, 2023, **4**, 104–123.
- 60 Q. P. B. Nguyen and T. H. Kim, *Tetrahedron*, 2013, **69**, 4938–4943.
- 61 D. Menche and F. Arikian, *Synlett*, 2006, **2006**, 841–844.
- 62 J. Sherwood, H. L. Parker, K. Moonen, T. J. Farmer and A. J. Hunt, *Green Chem.*, 2016, **18**, 3990–3996.
- 63 X. Zhang, F. Wang and C.-H. Tan, *JACS Au*, 2023, **3**, 700–714.
- 64 E. Wojaczyńska and J. Wojaczyński, *Curr. Opin. Chem. Biol.*, 2023, **76**, 102340.
- 65 K. Kaczorowska, Z. Kolarska, K. Mitka and P. Kowalski, *Tetrahedron*, 2005, **61**, 8315–8327.
- 66 E. Skolia, P. L. Gkizis and C. G. Kokotos, *ChemPlusChem*, 2022, **87**, e202200008.
- 67 K. Rajender Reddy, C. V. RajaSekhar and A. Ravindra, *Synth. Commun.*, 2006, **36**, 3761–3766.
- 68 F. Shi, M. K. Tse, H. M. Kaiser and M. Beller, *Adv. Synth. Catal.*, 2007, **349**, 2425–2430.
- 69 M. Jereb, *Green Chem.*, 2012, **14**, 3047–3052.
- 70 J. J. Varghese and S. H. Mushrif, *React. Chem. Eng.*, 2019, **4**, 165–206.
- 71 N. Winterton, *Clean Technol. Environ. Policy*, 2021, **23**, 2499–2522.
- 72 B. H. Lipshutz, F. Gallou and S. Handa, *ACS Sustainable Chem. Eng.*, 2016, **4**, 5838–5849.
- 73 S. Sharma, J. Das, W. M. Braje, A. K. Dash and S. Handa, *ChemSusChem*, 2020, **13**, 2859–2875.
- 74 ECHA, *Substance Information – ECHA*, <https://echa.europa.eu/substance-information/-/substanceinfo/100.104.006>.
- 75 C. J. Clarke, W.-C. Tu, O. Levers, A. Brohl and J. P. Hallett, *Chem. Rev.*, 2018, **118**, 747–800.
- 76 G. Musie, M. Wei, B. Subramaniam and D. H. Busch, *Coord. Chem. Rev.*, 2001, **219–221**, 789–820.