

Original Article
Immunology, Allergic
Disorders & Rheumatology



Implementation of Asthma Management Guidelines and Possible Barriers in Korea

Eun-Jung Jo ,¹ Mi-Yeong Kim ,² Sae-Hoon Kim ,^{3,4,5} Yong-Eun Kwon ,⁶
Hye-Kyung Park ,¹ Sang-Heon Cho ,^{3,4} and Yoon-Seok Chang ,^{3,4,5}

¹Department of Internal Medicine, Pusan National University School of Medicine, Busan, Korea

²Department of Internal Medicine, Busan Paik Hospital, Inje University College of Medicine, Busan, Korea

³Department of Internal Medicine, Seoul National University College of Medicine, Seoul, Korea

⁴Institute of Allergy and Clinical Immunology, Seoul National University Medical Research Center, Seoul, Korea

⁵Department of Internal Medicine, Seoul National University Bundang Hospital, Seongnam, Korea

⁶Department of Internal Medicine, Chosun University Medical School, Gwangju, Korea



Received: Sep 20, 2019

Accepted: Jan 22, 2020

Address for Correspondence:

Yoon-Seok Chang, MD, PhD

Department of Internal Medicine, Seoul National University Bundang Hospital, 82 Gumi-ro 173-beon-gil, Bundang-gu, Seongnam 13620, Republic of Korea.
E-mail: addchang@snu.ac.kr

© 2020 The Korean Academy of Medical Sciences.

This is an Open Access article distributed under the terms of the Creative Commons Attribution Non-Commercial License (<https://creativecommons.org/licenses/by-nc/4.0/>) which permits unrestricted non-commercial use, distribution, and reproduction in any medium, provided the original work is properly cited.

ORCID iDs

Eun-Jung Jo

<https://orcid.org/0000-0003-3712-6216>

Mi-Yeong Kim

<https://orcid.org/0000-0002-2640-6258>

Sae-Hoon Kim

<https://orcid.org/0000-0002-2572-5302>

Yong-Eun Kwon

<https://orcid.org/0000-0001-8558-4030>

Hye-Kyung Park

<https://orcid.org/0000-0003-4065-2962>

Sang-Heon Cho

<https://orcid.org/0000-0002-7644-6469>

Yoon-Seok Chang

<https://orcid.org/0000-0003-3157-0447>

ABSTRACT

Background: There could be a gap between asthma management guidelines and current practice. We evaluated the awareness of and compliance with asthma management guidelines, and the internal and external barriers to compliance, for the first time in Korea.

Methods: From March to September of 2012, 364 physicians treating asthma patients at primary, secondary, and tertiary teaching hospitals were enrolled. They completed a questionnaire on the awareness of and compliance with asthma management guidelines, and the barriers and alternatives to their implementation.

Results: Of the 364 physicians, 79.1% were men and 56.9% were primary care physicians. The mean age was 40.5 ± 11.2 years. Most of them were aware of asthma management guidelines (89.3%). However, only a portion (11.0%) of them complied with the guidelines for asthma. Pulmonary function tests for diagnosis of asthma were performed by 20.1% of all physicians and 9.2% of primary care physicians, and by 9.9% of all physicians and 5.8% of primary care physicians for monitoring. Physicians stated that ‘asthma monitoring’ was the most difficult part of the guidelines, followed by ‘environmental control and risk factors.’ Only 39.6% (31.9% of the primary care physicians) prescribed an inhaled corticosteroid (ICS) as the first-line treatment for persistent asthma. The internal barriers were physician’s preference for oral medications, difficulty in use even with inhaler training, and concern over ICS side effects. The external barriers were possible rejection of medical reimbursement by health insurance, refusal by the patient, cost, and a poor environment for teaching the patient how to use the inhaler. Alternatives proposed by physicians to implement asthma management guidelines were to improve medical reimbursement policies and the level of awareness of such guidelines.

Conclusion: Compliance with the asthma management guidelines, including ICS prescription, is low despite the awareness of the guidelines. It is necessary to develop a strategy to overcome the internal and external barriers.

Keywords: Asthma; Guidelines; Implementation; Barrier; Inhaled Corticosteroid

Funding

This study was supported by grants of Seoul National University Bundang Hospital and the Korean Health 21 R&D Project, Ministry for Health, Welfare and Family Affairs, Republic of Korea (A030001).

Disclosure

The authors have no potential conflicts of interest to disclose.

Author Contributions

Conceptualization: Kim SH, Cho SH, Chang YS. Data curation: Jo EJ, Kim MY, Kwon YE, Park HK. Formal analysis: Jo EJ, Kim MY. Funding acquisition: Chang YS. Investigation: Jo EJ, Kim MY, Kim SH, Kwon YE, Park HK. Methodology: Kim SH, Cho SH, Chang YS. Supervision: Chang YS. Writing - original draft: Jo EJ. Writing - review & editing: Chang YS.

INTRODUCTION

The prevalence of asthma has increased worldwide, and it is a serious global health problem as well as in Korea.¹ Uncontrolled asthma decreases the quality of life and functioning of patients, and causes a considerable economic burden.^{1,2} International and national asthma management guidelines were first established in the late 1980s and early 1990s,³ and Global Initiative for Asthma (GINA) guideline and the National Heart, Lung, and Blood Institute (NHLBI) guidelines for asthma have since been updated and revised. The Korean asthma management guidelines were first published in 1994 and have since been updated and revised. The latest version was published in 2015.⁴

Physician compliance with asthma management guidelines can improve the clinical course of asthma,⁵ and guideline-based asthma symptom control is associated with reduced medical costs.⁶ However, the Asthma Insights and Reality in Asia-Pacific study showed that asthma was poorly controlled in a high proportion of patients and the frequency of inhaled corticosteroid (ICS) use was very low (13.6%).⁷ The low prescription rate was not confined to Asia; the figures were 14.6% in the United States (in 1998),⁸ 43% in Europe (1999–2002),⁹ and 38.4% in Germany (2008–2011).¹⁰ This suggests a gap between the recommendations of asthma management guidelines and actual clinical practice. Several studies have evaluated physician awareness of asthma guidelines and the barriers to their use.^{11–14} The self-reported awareness rates are 88%–91%^{12,13} but the compliance rates are 39%–53% for various guideline components.¹³ The reasons for non-compliance with asthma guidelines include internal barriers (lack of awareness, lack of familiarity, disagreement with the guidelines, and concerns about effectiveness) and external barriers (patient, environmental, and guideline factors).^{13,14} In Korea, assessment of the adequacy of asthma management has been undertaken by the Health Insurance Review and Assessment Service (HIRA), and the rates of pulmonary function test performance and ICS prescription are continuously reported. We evaluated the implementation of asthma management guidelines before the asthma adequacy assessment, and so it is meaningful to identify the changes after implementation of the policy. Also, no study of the obstacles and alternatives to implementation of the guidelines reported by clinical physicians in Korea has been performed. Therefore, by identifying the obstacles cited by Korean physicians, we hope to establish a basis for improving asthma care. This study is the first investigation of the implementation of the asthma management guidelines among physicians, the barriers to their implementation, and alternatives to the guidelines reported by physicians in Korea.

METHODS**Study population**

A questionnaire survey was conducted among the physicians attending an educational course on asthma or other diseases from March to September 2012. A total of 373 physicians responded to the questionnaire. Of the 373 physicians, 364 (97.6%) were treating asthma patients, and thus we analyzed their responses.

Questionnaire content

The questionnaire was designed by the Chronic Airway Obstructive Diseases Research Center in Korea. The questionnaire inquired about: 1) awareness of asthma management guidelines, 2) implementation of asthma management guidelines (performance of pulmonary function

tests for the diagnosis and monitoring of asthma, and separate prescription of asthma controller medication and relief medication), 3) barriers to the implementation of asthma management guidelines, 4) current status of ICS prescription for asthma control and barriers to its implementation (internal and external barriers), 5) alternatives to overcome the barriers to inhaler prescription. The possible responses to the question about the implementation of asthma management guidelines were as follows: in 80%–100% of patients, almost every time; in 50%–80% of patients, often; in 20%–50% of patients, occasionally; and in 0%–20% of patients, rarely. Multiple responses to questions about barriers to guideline implementation were allowed. The questionnaire is attached as **Supplementary Data 1**.

Statistical analysis

Statistical analyses were performed using SPSS software (ver. 22.0 for Windows; SPSS Inc., Chicago, IL, USA). Categorical variables are presented as numbers and percentages and continuous variables as means \pm standard deviations. Comparisons were performed by Pearson's χ^2 test or Fisher's exact test for categorical variables, and by Student's *t*-test for continuous variables. $P < 0.05$ was considered indicative of statistical significance.

Ethics statement

This study was approved by the Institutional Review Board of Seoul National University Bundang Hospital (approval No. I-2019-7907). We did not seek informed consent from the participants, as the study analyzed past surveys and subjects were anonymous.

RESULTS

Characteristics of the study population

Of the 364 physicians treating asthma patients, 207 (56.9%) were primary care physicians (**Table 1**); most worked in Gyeonggi (33.0%), followed by Gwangju (28.0%), and Seoul (15.9%). Of the physicians, the majority (29.9%) had 10–15 years of experience, followed by 5–10 years of experience (25.3%). The physicians with < 10 years of experience were more likely to be in secondary or tertiary teaching hospitals and those with ≥ 10 years of experience were more likely to be in primary care. Internal medicine was the most common specialty (77.2%), followed by family medicine (10.2%) and pediatrics (4.1%).

Awareness of the asthma management guidelines

Of the physicians treating asthma patients, 325 (89.3%) physicians (85.5% of the primary care physicians) replied that they were aware of the asthma management guidelines (**Table 1**); and 308 (84.6%) physicians (80.7% of the primary care physicians) responded that they used the asthma management guidelines (**Table 1**). The GINA guidelines were the most frequently used, followed by the Korean asthma management guidelines (**Table 2**). The most common means of learning the asthma guidelines by the primary care physicians was by educational courses, compared to training in symposia or self-learning of the guidelines by physicians in secondary or tertiary teaching hospitals.

Implementation of asthma management guidelines and the rate of prescription of ICSs

The implementation rate of the asthma guidelines was 11.0% of all physicians and 8.7% of primary care physicians (**Fig. 1A**). The most common reason for non-compliance was difficulty in applying the guidelines in daily practice, followed by a lack of understanding (**Fig. 1B**).

Table 1. Baseline characteristics of the study population

Characteristics	Total (n = 364)	Primary care physician (n = 207)	Secondary or tertiary teaching hospital physician (n = 157)	P value
Gender, men	288 (79.1)	178 (86.0)	110 (70.1)	< 0.001
Age, yr	40.54 ± 11.18	43.64 ± 11.67	36.46 ± 9.03	< 0.001
Physician location				
Seoul	58 (15.9)	41 (19.8)	17 (10.8)	0.020
Gyeonggi	120 (33.0)	80 (38.6)	40 (25.5)	0.008
Gwangju	102 (28.0)	35 (16.9)	67 (42.7)	< 0.001
Jeolla	23 (6.3)	8 (3.9)	15 (9.6)	0.027
Other ^a	61 (16.8)	43 (20.8)	18 (11.8)	0.019
Medical experience, yr				
< 5	88 (24.2)	23 (11.1)	65 (41.4)	< 0.001
5–10	92 (25.3)	40 (19.3)	52 (33.1)	0.003
10–15	106 (29.9)	77 (37.2)	32 (20.4)	0.001
15–20	39 (10.7)	33 (15.9)	6 (3.8)	< 0.001
≥ 20	36 (9.9)	34 (16.4)	2 (1.3)	< 0.001
Specialty				
Internal medicine	281 (77.2)	146 (70.5)	135 (86.0)	< 0.001
Pediatrics	15 (4.1)	8 (3.9)	7 (4.5)	0.778
Family medicine	37 (10.2)	28 (13.5)	9 (5.7)	0.015
General practitioner	12 (3.3)	7 (3.4)	5 (3.2)	0.917
Otorhinolaryngology	10 (2.7)	10 (4.8)	0	0.006
Other ^b	5 (1.4)	5 (2.4)	0	0.073
Awareness of asthma management guidelines	325 (89.3)	177 (85.5)	148 (94.3)	0.007
Use of asthma management guidelines	308 (84.6)	167 (80.7)	141 (89.8)	0.017

Data are presented as mean ± standard deviation or number (%).

^aChungcheong, 20; Busan, 15; Gyeongsang, 10; Incheon, 8; Daegu, 4; Daejeon, 2; Gangwon, 1; and Jeju, 1; ^bCardiothoracic surgery, 3; orthopedics, 1; and general surgery, 1.

Table 2. Asthma guidelines used by the physicians (n = 308)

Guideline	Value
Global Initiative for Asthma (GINA) guidelines	208 (67.5)
Korean Asthma Management Guidelines for Adults	103 (33.4)
Other Korean asthma management guidelines	41 (13.3)
Textbooks	36 (11.7)
National Heart, Lung, and Blood Institute (NHLBI) asthma guidelines	7 (2.3)
Journals	9 (2.9)

Data are presented as number (%).

For the diagnosis of asthma, pulmonary function tests, bronchodilator tests, or bronchial provocation tests were performed by 20.1% of all physicians and 9.2% of primary care physicians (**Fig. 2**). About 13% of respondents (8.2% of primary care physicians) reported that they monitored the control status of asthma patients based on the guidelines (**Fig. 3A**). However, only 9.9% of all physicians and 5.8% of primary care physicians regularly performed pulmonary function tests to monitor their patients' asthma control status (**Fig. 3B**), and 12.4% responded that they adjusted asthma patients' treatment steps according to their asthma control status (**Fig. 3C**). The rates of implementation of guidelines and use of pulmonary function tests for diagnosis and monitoring were significantly lower for primary care physicians ($P < 0.001$). Furthermore, only 32.7% of the physicians (28.0% of primary care physicians) prescribed controller and reliever medications separately (**Fig. 4A**), and 39.6% responded that they prescribed an ICS as the first-line controller treatment for persistent asthma, with a significantly lower rate for primary care physicians than those in secondary or tertiary teaching hospitals (31.9% vs. 49.7%; $P = 0.011$) (**Fig. 4B**).

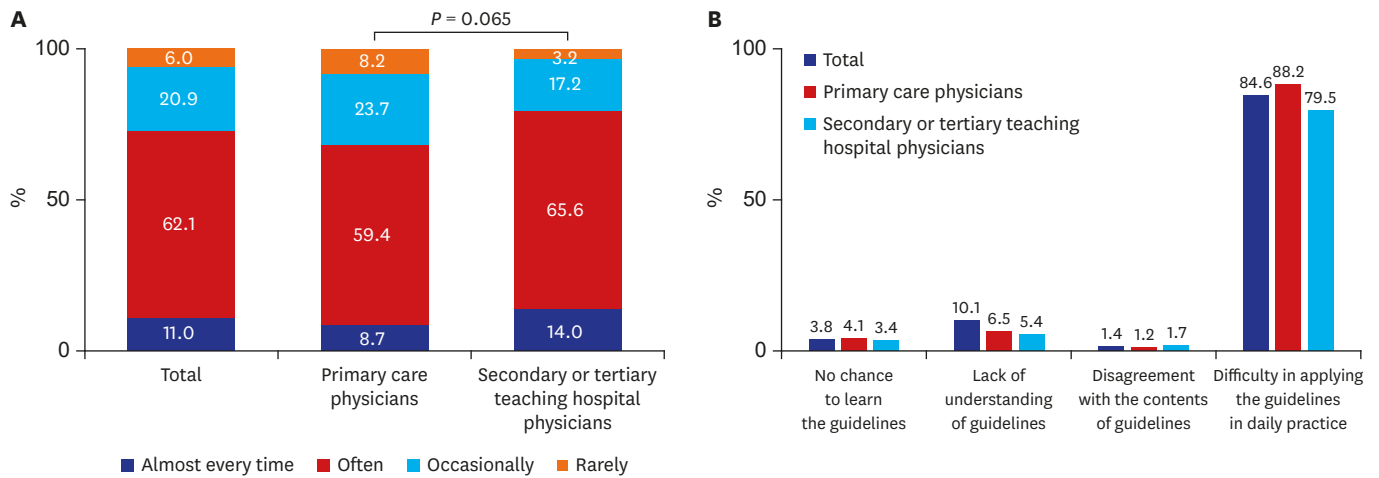


Fig. 1. Implementation of asthma management guidelines for care of asthma patients. **(A)** Physicians who use the guidelines for care of asthma patients. **(B)** Reasons for not applying the asthma management guidelines (total respondents = 286). There was no significant difference between primary care physicians and those in secondary or tertiary teaching hospitals.

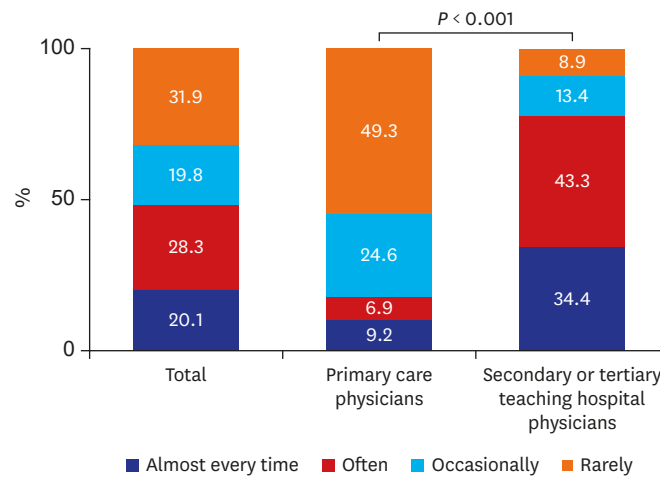


Fig. 2. Implementation of pulmonary function tests, bronchodilator tests, or bronchial provocation tests for asthma diagnosis.

Difficulties in and barriers to applying asthma management guidelines

The physicians stated that the ‘asthma monitoring’ portion of the asthma management guidelines was the most difficult to understand or follow, followed by ‘environmental control and risk factors’ (Fig. 5). Difficulties in ‘asthma monitoring’ was more pronounced among the primary care physicians, although there was no statistical significance between the primary care physicians and secondary or tertiary teaching hospital physicians.

Reluctance to prescribe an ICS was due to internal or external barriers. Among the 134 physicians with internal barriers, the main factor was their preference for oral medications (Fig. 6A). This was true for both primary care physicians and those in secondary or tertiary teaching hospitals. Among the internal factors, the rates of difficulty in inhaler use even with inhaler education and concerns about side effects of ICSs were higher among physicians in secondary or tertiary teaching hospitals. Based on the involvement of residents in tertiary training hospitals, the results were analyzed by hospital type and medical experience, but

Implementation of Asthma Management Guidelines

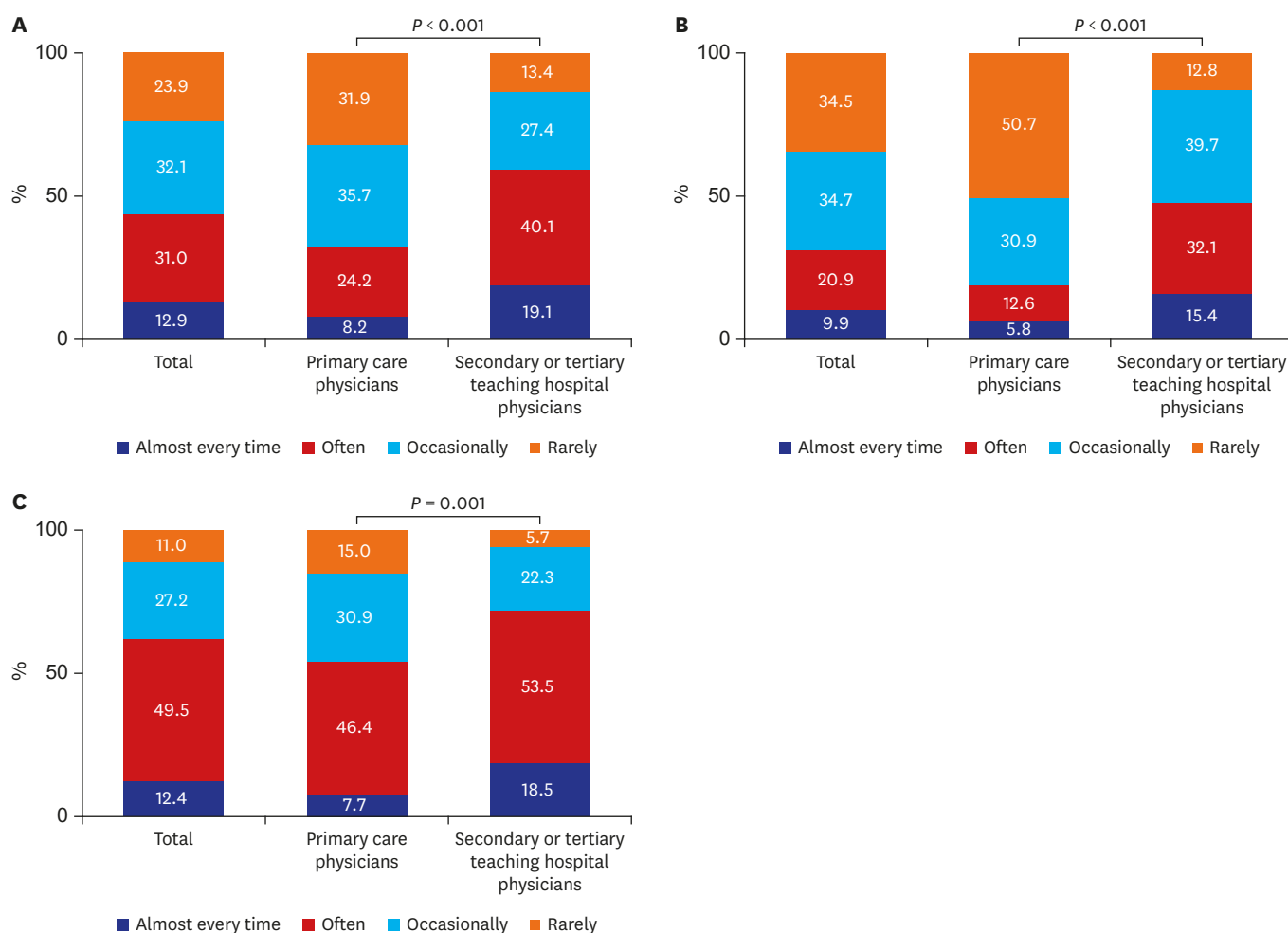


Fig. 3. Implementation of asthma management guidelines for disease monitoring. (A) Physicians who use the guidelines for the monitoring of asthma control. (B) Implementation of pulmonary function tests for the monitoring of asthma control. (C) Adjustment of asthma treatment steps according to asthma control status.

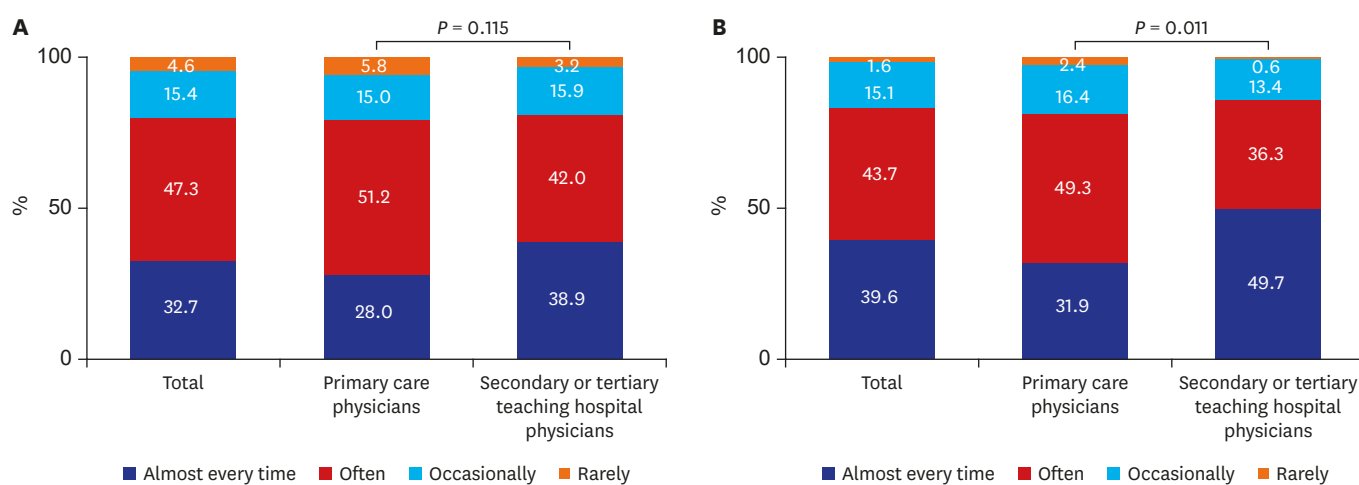


Fig. 4. Prescriptions by physicians for asthma patients. (A) Separate prescription of controller and reliever medications. (B) Prescription of inhaled corticosteroids as first-line treatments.

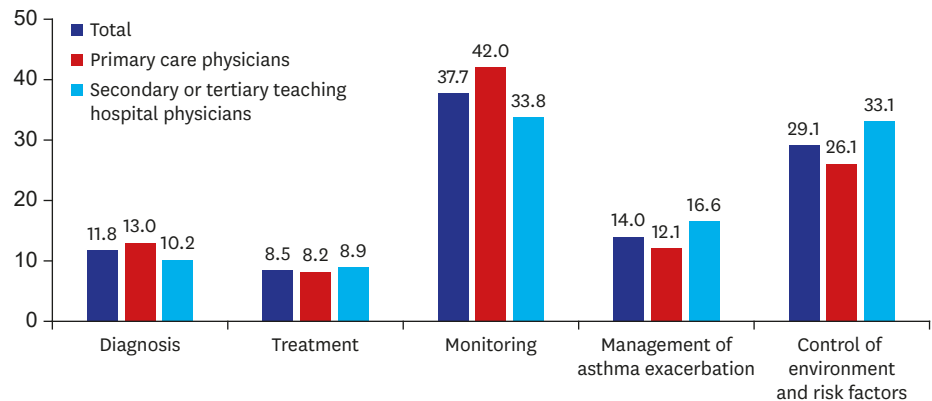


Fig. 5. Difficulties in the implementation of asthma management guidelines. There was no significant difference between primary care physicians and secondary or tertiary teaching hospital physicians.

there was no difference. The external barriers (150 physicians) to prescribing an ICS varied among the physicians (Fig. 6B). The most important external factor among the primary care physicians was concern over the possible rejection of medical reimbursement by health insurance, while the factors most frequently cited by the physicians in secondary or tertiary teaching hospitals were refusal by the patient and medical costs. A poor environment for educating the patient in how to use the inhaler was also mentioned.

Alternatives to overcome the barriers of inhaler prescription

The alternatives proposed by the respondents were in line with the barriers to implementation and differed significantly between physician types. The importance of improving patient awareness of inhalants was recognized by all physicians (Fig. 7). However, primary care physicians regarded improvement in medical reimbursement policies for inhalers (vs. secondary or tertiary teaching hospital physicians, 49.8% vs. 26.8%; $P < 0.001$) and for medical expenses (35.3% vs. 26.8%; $P = 0.001$) as significantly more important than did physicians in secondary or tertiary teaching hospitals (Fig. 7). In contrast, the teaching hospital physicians mentioned the importance of education in the asthma management guidelines (vs. primary care physicians, 32.5% vs. 23.7%; $P = 0.062$) and accreditation of medical fees for inhaler training (25.5% vs. 17.9%; $P = 0.079$), and thought it meaningful to provide means for training in effective use of inhalers (21.0% vs. 11.1%; $P = 0.009$) (Fig. 7).

DISCUSSION

We report here that the rate of compliance with the asthma management guidelines is low in current practice despite a high level of awareness among physicians in Korea. About 90% of physicians stated that they knew the asthma guidelines, and 85% reported that they were using them. However, the questionnaires exploring diagnosis, monitoring, and treatment revealed low compliance rates; the rates of performing pulmonary function tests for diagnosis and monitoring were 20.1% and 9.9%, respectively, and the rate of ICS prescription was 39.6%. The reasons for non-compliance with the asthma management guidelines included difficulty in applying them in daily practice. The questionnaire did not inquire about difficulties in applying the guidelines, but this can be estimated based on the responses to the difficulties in implementing them. Physicians stated that 'asthma monitoring' was the most difficult aspect of asthma care. Asthma monitoring includes identifying the level of asthma symptom control

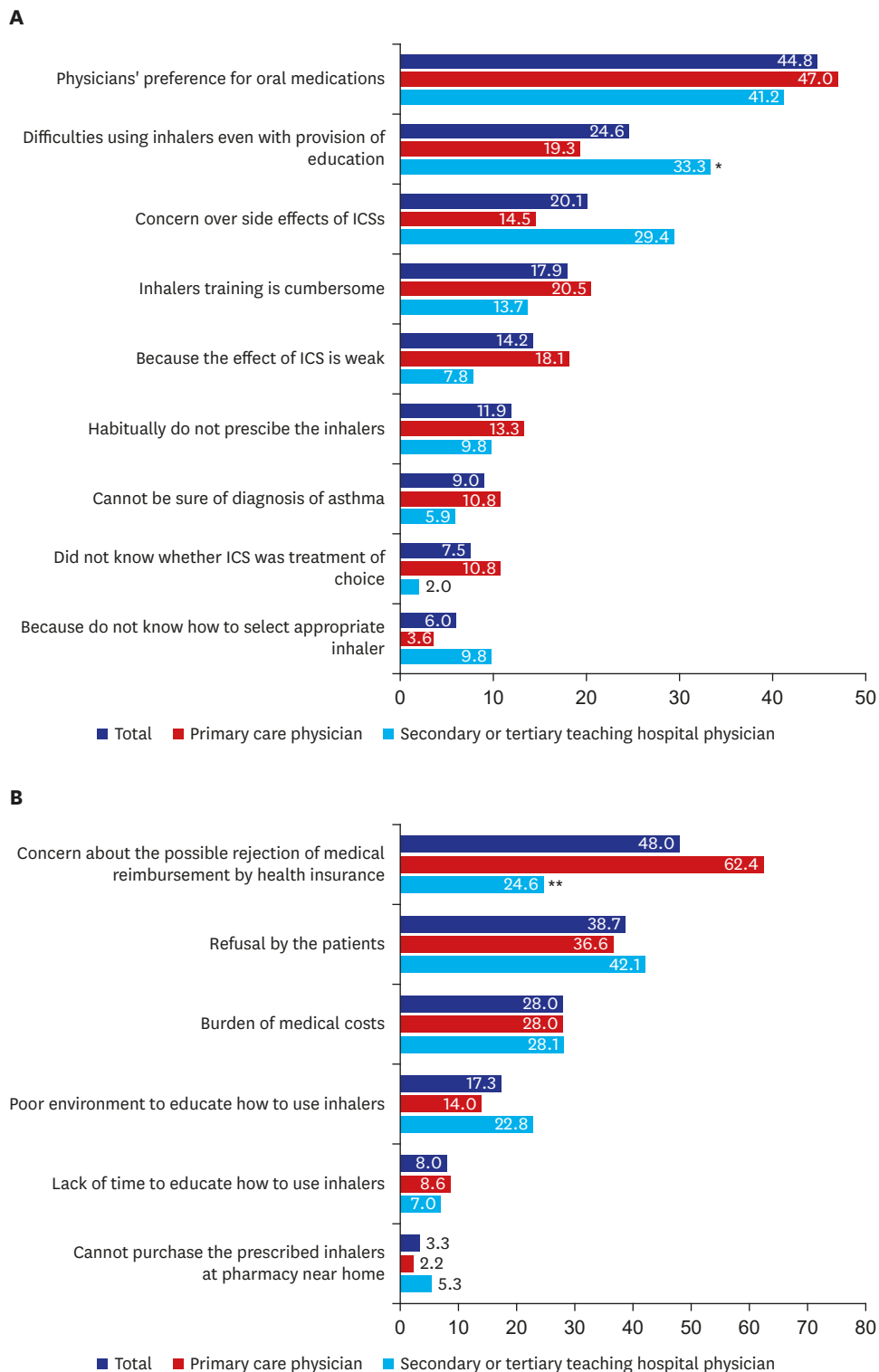


Fig. 6. Barriers to ICSs prescription. **(A)** Common internal barriers to ICS prescription (134 physicians; 83 primary care physicians and 51 secondary or tertiary teaching hospital physicians). **(B)** Common external barriers to ICS prescription (150 physicians; 93 primary care physicians and 57 secondary or tertiary teaching hospital physicians).

ICS = inhaled corticosteroid.

* $P < 0.05$; ** $P < 0.001$.

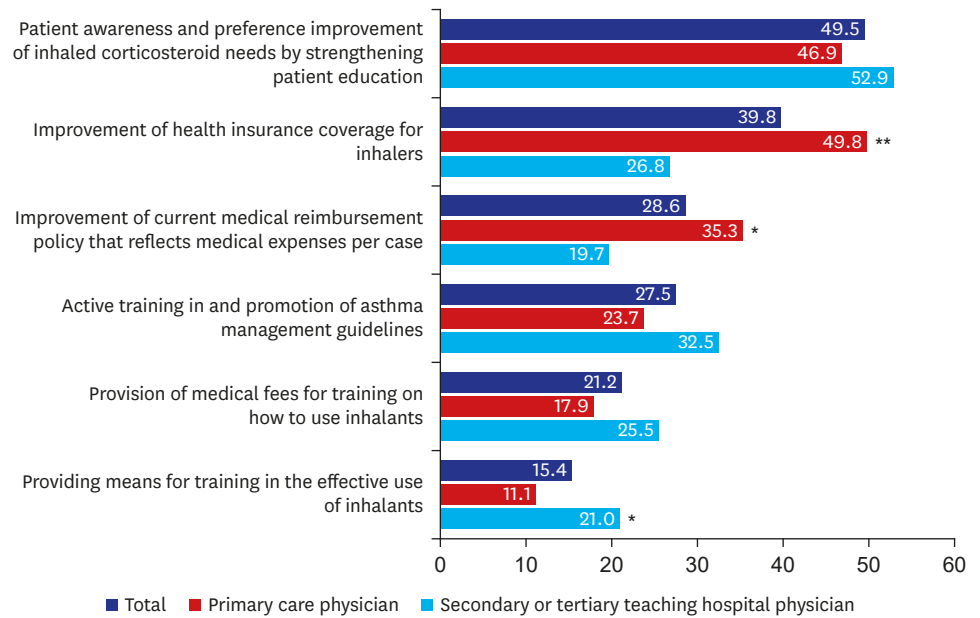


Fig. 7. Alternatives to overcoming the barriers to inhaler prescription. *P < 0.05; **P < 0.001.

(daytime symptoms, nighttime symptoms, reliever use, and activity limitation) and risk factors for poor asthma outcomes (e.g., ICS use, comorbidities, risk factor exposure, and low lung function).¹⁵ Therefore, lung function should be periodically measured because it is an objective indicator of the future risk of asthma exacerbation. However, the physicians reported a low rate of performance of pulmonary function tests for diagnosis and monitoring. Lack of pulmonary function measurement has been reported in other studies; daily peak flow meters were used by 30%–38% of physicians^{13,16} and spirometry was used by 20.6% for diagnosis and 8.3% for monitoring asthma.¹² This study was performed several years ago, and so the results may not be representative of the current status. However, we can evaluate the current status using the assessment of asthma management adequacy by HIRA. This adequacy assessment aims to encourage clinicians to perform pulmonary function tests and prescribe ICS appropriately for asthma patients. The first assessment of asthma management adequacy was conducted from July 2013 to June 2014. Among the 16,804 medical institutions, 87.75% were clinics, and the rate of performance of pulmonary function tests was 23.47% and 17.06%, respectively.¹⁷ The results of the most recent (fifth) asthma adequacy assessment from July 2017 to June 2018 (16,924 organizations [46.7%]; 14,942 clinics [88.3%]) were announced in April 2019. The pulmonary function test rate was 33.1% (tertiary hospitals 87.4%, general hospitals 72.3%, and clinics 23.1%).¹⁸ The rate of performance of pulmonary function tests increased over time and was higher than the performance rate in this study (conducted before the adequacy evaluation). This improvement might be attributable to emphasizing the need for pulmonary function tests by conducting assessments of asthma management adequacy and including such tests in quality assessments. Therefore, our study is meaningful as it provides comparative data on the status before asthma adequacy assessment and indicates that promotion of pulmonary function testing can be helpful. Nevertheless, the consistently low rate of performance of pulmonary function tests in primary care hospitals suggests that there are a number of obstacles. The barriers associated with lung function measurement were described by Cabana et al.¹⁴ and include concerns about effectiveness, lack of physician training, no time for appropriate measurement, lack of educational resources, patient non-compliance, and patient inability to

obtain spacers not covered by insurance. The persistently low rate after implementation of a policy of promoting pulmonary function testing suggests that environmental factors are more important than physician factors; the former include a lack of pulmonary function test facilities or a lack of physician and staff training.

Physicians stated that it was difficult to control environmental and risk factors. We did not identify the reasons for the difficulty of environmental control, but these reportedly include a lack of confidence in its effectiveness or the indications for control, a lack of time, or competence in terms of appropriate counseling, and patient non-compliance (such as refusal to part with a family pet).¹⁴ Therefore, it is necessary to emphasize that exposure to risk factors for allergic diseases can result in the aggravation of allergic symptoms,¹⁹ which requires an in-depth understanding of asthma management guidelines. Physicians prefer to use immediately available information (such as algorithms and flow sheets) for rapid decision-making in clinical settings.^{20,21} Cho et al.²² reported significantly improved clinical outcomes and increased physician compliance with guidelines after the development of a practical and simple, computerized asthma management program, 'Easy Asthma Management.' Therefore, there is a need for a content delivery method that can be easily used by physicians, such as handouts or simple videos. Furthermore, this would enable patients to be educated about how to modulate their environment to promote asthma control by allowing physicians to deliver sufficient information in a limited period of time.

Both international and national asthma management guidelines recommend ICSs as the first-line treatment for most patients with persistent asthma symptoms.^{4,23} A systematic review of Korean practices from 1990 to 2004 found that ICSs were prescribed for 16% of patients with mild asthma and 21% of those with severe asthma.²⁴ The ICS prescription rate for Korean asthma patients (based on the HIRA database from July 2013 to June 2014) was 22.6% (20.7% of patients visiting primary healthcare clinics vs. 84.2% of those visiting tertiary teaching hospitals).²⁵ In addition, assessment of asthma management adequacy showed an improvement in current prescriptions for ICS. The percentage of patients with an ICS prescription in the fifth assessment was 36.6% (tertiary hospitals 89.9%, general hospitals 75.3%, and clinics 24.3%).¹⁸ In our study, primary care physicians exhibited the highest rate of ICS use (39.6% of all physicians, 31.9% of primary care physicians, and 49.7% of secondary or tertiary teaching hospital physicians). This may be attributable to differences in the subjects; the physicians enrolled in this study were attending an educational course that included asthma management, and thus wished to engage in continuing education. In contrast, the oral corticosteroid (OCS) prescription rate in the fifth assessment of asthma management adequacy was 26.5% in all hospitals and 32.6% in primary care hospitals.¹⁸ The low ICS prescription rate and the cause of the high OCS prescription rate in Korea need to be evaluated. The reason for the high rate of OCS prescription can be estimated from the responses in this study. The obstacles to ICS prescription were divided into internal and external factors. The major internal barrier was physician preference for oral medications, and the major external barrier was refusal by the patient to use an inhaler. This suggests a lack of physician and patient awareness of inhalants. ICSs can achieve a sufficient therapeutic effect at low doses and have fewer side effects because their systemic absorption is negligible. However, even the secondary and tertiary training hospital physicians, who had relatively high rates of ICS prescription, were reluctant to prescribe inhalants. They stated that this is due to difficulty in their use even with appropriate education and concerns over side effects. However, repeated inhaler training reportedly improves the proficiency of inhaler use.^{26,27} Furthermore, primary care physicians stated that inhaler training was cumbersome and the environment to educate how to use inhalers was poor.

Another important barrier was concern about the rejection of medical reimbursement by health insurance, particularly by the primary care physicians. Currently, ICSs for the Korean Standard Classification of Diseases (KCD) code for asthma are covered by health insurance. However, inhalers containing an ICS and a long-acting beta agonist are covered by health insurance only for patients with 'partly or uncontrolled asthma' (KCD code JX999). If 'partly or uncontrolled asthma' is not described or is omitted, the medical reimbursement request will be rejected by health insurance, resulting in prescription of oral anti-asthma agents instead.

In summary, the low inhaler prescription rate was due to physician and patient preferences for oral agents as well as environmental factors such as rejection of medical reimbursement by health insurance and the difficulty performing pulmonary function tests and inhaler training. Therefore, it is necessary to improve awareness of the therapeutic efficacy and fewer side effects of ICS for the treatment of asthma by means of education programs or policy. However, the alternatives proposed by the physicians suggest that a promotion policy of prescribing ICS has limitations. The primary care physicians, who lacked the ability to implement the guidelines, stated that improvement of insurance coverage for inhalers was most important, and the secondary or tertiary hospital physicians stated that improvement of environmental factors, such as provision of appropriate rewards (e.g., reimbursement of the cost of patient education) and the effective means for inhaler training, was the most important.

This study had several limitations. First, only physicians attending an educational course were enrolled; thus, the population was highly selective clinicians and not representative of all physicians in Korea. Additionally, there might be a difference between the physicians' answers and their actual habits because they were required to estimate how often they applied asthma management guidelines. There was also the possibility that physicians might have different criteria for performing routine pulmonary function tests for diagnosis or monitoring. Finally, because this survey included training hospitals, many of the physicians at secondary and tertiary hospitals had less than 10 years of experience, which might have affected the results.

We report here a considerable gap between asthma management guidelines and real practice and barriers to their implementation. Those barriers in Korea are somewhat different to those in other countries, such as physician attitudes (e.g., disagreement with guidelines, lack of confidence, lack of expectation of good outcomes, and a lack of interest in changing previous practices), guideline related barriers (e.g., difficulty in application, inconvenience, and lack of clarity), patient-related barriers (e.g., inability to reconcile patients' preferences with the recommendations), and environmental factors (e.g., lack of a reminder system, lack of counseling materials, insufficient staff or consultant support, poor reimbursement, increased practice costs, and increased liability).²⁸ Therefore, to implement asthma management guidelines in Korea, it is important to improve medical reimbursement policies and the level of awareness of such guidelines.

SUPPLEMENTARY MATERIAL

Supplementary Data 1

Survey on the obstacles to spreading and implementing asthma care guidelines

[Click here to view](#)

REFERENCES

1. Kim CY, Park HW, Ko SK, Chang SI, Moon HB, Kim YY, et al. The financial burden of asthma: a nationwide comprehensive survey conducted in the republic of Korea. *Allergy Asthma Immunol Res* 2011;3(1):34-8.
[PUBMED](#) | [CROSSREF](#)
2. Moonie S, Sterling DA, Figgs LW, Castro M. The relationship between school absence, academic performance, and asthma status. *J Sch Health* 2008;78(3):140-8.
[PUBMED](#) | [CROSSREF](#)
3. Myers TR. Guidelines for asthma management: a review and comparison of 5 current guidelines. *Respir Care* 2008;53(6):751-67.
[PUBMED](#)
4. Korean guideline for asthma. http://www.allergy.or.kr/file/180629_01.pdf. Updated 2015. Accessed November 28, 2019.
5. Cutler DM, Everett W. Thinking outside the pillbox--medication adherence as a priority for health care reform. *N Engl J Med* 2010;362(17):1553-5.
[PUBMED](#) | [CROSSREF](#)
6. Sadatsafavi M, Chen W, Tavakoli H, Rolf JD, Rousseau R, FitzGerald JM, et al. Saving in medical costs by achieving guideline-based asthma symptom control: a population-based study. *Allergy* 2016;71(3):371-7.
[PUBMED](#) | [CROSSREF](#)
7. Lai CK, De Guia TS, Kim YY, Kuo SH, Mukhopadhyay A, Soriano JB, et al. Asthma control in the Asia-Pacific region: the Asthma Insights and Reality in Asia-Pacific Study. *J Allergy Clin Immunol* 2003;111(2):263-8.
[PUBMED](#) | [CROSSREF](#)
8. Adams RJ, Fuhlbrigge A, Guilbert T, Lozano P, Martinez F. Inadequate use of asthma medication in the United States: results of the asthma in America national population survey. *J Allergy Clin Immunol* 2002;110(1):58-64.
[PUBMED](#) | [CROSSREF](#)
9. Cazzoletti L, Marcon A, Janson C, Corsico A, Jarvis D, Pin I, et al. Asthma control in Europe: a real-world evaluation based on an international population-based study. *J Allergy Clin Immunol* 2007;120(6):1360-7.
[PUBMED](#) | [CROSSREF](#)
10. Steppuhn H, Langen U, Mueters S, Dahm S, Knopf H, Keil T, et al. Asthma management practices in adults--findings from the German Health Update (GEDA) 2010 and the German National Health Interview and Examination Survey (DEGS1) 2008-2011. *J Asthma* 2016;53(1):50-61.
[PUBMED](#) | [CROSSREF](#)
11. Doerschug KC, Peterson MW, Dayton CS, Kline JN. Asthma guidelines: an assessment of physician understanding and practice. *Am J Respir Crit Care Med* 1999;159(6):1735-41.
[PUBMED](#) | [CROSSREF](#)
12. Finkelstein JA, Lozano P, Shulruff R, Inui TS, Soumerai SB, Ng M, et al. Self-reported physician practices for children with asthma: are national guidelines followed? *Pediatrics* 2000;106(4 Suppl):886-96.
[PUBMED](#)
13. Cabana MD, Rand CS, Becher OJ, Rubin HR. Reasons for pediatrician nonadherence to asthma guidelines. *Arch Pediatr Adolesc Med* 2001;155(9):1057-62.
[PUBMED](#) | [CROSSREF](#)
14. Cabana MD, Ebel BE, Cooper-Patrick L, Powe NR, Rubin HR, Rand CS. Barriers pediatricians face when using asthma practice guidelines. *Arch Pediatr Adolesc Med* 2000;154(7):685-93.
[PUBMED](#) | [CROSSREF](#)
15. Global Initiative for Asthma (GINA). *Global Strategy for Asthma Management and Prevention, 2019*. Fontana, WI: Global Initiative for Asthma; 2019.
16. Warman KL, Silver EJ, McCourt MP, Stein RE. How does home management of asthma exacerbations by parents of inner-city children differ from NHLBI guideline recommendations? National Heart, Lung, and Blood Institute. *Pediatrics* 1999;103(2):422-7.
[PUBMED](#) | [CROSSREF](#)
17. Asthma Adequacy Assessment Results in 2013 (First). http://www.hira.or.kr/commonDn.do?src=%2frec_diag_ev1%2f%eb%b3%91%ec%9b%90%ed%8f%89%ea%b0%80%ea%b2%b0%ea%b3%bc%eb%b3%b4%ea%b3%a0%ec%84%9c%2f%ec%b2%9c%ec%8b%9d_2013%eb%85%84.pdf&fnm=. Updated 2015. Accessed November 28, 2019.
18. Asthma Adequacy Assessment Results in 2017 (Fifth). http://www.hira.or.kr/commonDn.do?src=%2frec_diag_ev1%2f%eb%b3%91%ec%9b%90%ed%8f%89%ea%b0%80%ea%b2%b0%ea%b3%bc%eb%b3%b4%ea%b3%a0%ec%84%9c%2f%ec%b2%9c%ec%8b%9d_2017%eb%85%84.pdf&fnm=. Updated 2019. Accessed November 28, 2019.

19. Platts-Mills TA, Blumenthal K, Perzanowski M, Woodfolk JA. Determinants of clinical allergic disease. The relevance of indoor allergens to the increase in asthma. *Am J Respir Crit Care Med* 2000;162(3 Pt 2):S128-33.
[PUBMED](#) | [CROSSREF](#)
20. Stone TT, Schweikhart SB, Mantese A, Sonnad SS. Guideline attribute and implementation preferences among physicians in multiple health systems. *Qual Manag Health Care* 2005;14(3):177-87.
[PUBMED](#) | [CROSSREF](#)
21. Kang MK, Kim BK, Kim TW, Kim SH, Kang HR, Park HW, et al. Physicians' preferences for asthma guidelines implementation. *Allergy Asthma Immunol Res* 2010;2(4):247-53.
[PUBMED](#) | [CROSSREF](#)
22. Cho SH, Jeong JW, Park HW, Pyun BY, Chang SI, Moon HB, et al. Effectiveness of a computer-assisted asthma management program on physician adherence to guidelines. *J Asthma* 2010;47(6):680-6.
[PUBMED](#) | [CROSSREF](#)
23. Bateman ED, Hurd SS, Barnes PJ, Bousquet J, Drazen JM, FitzGerald JM, et al. Global strategy for asthma management and prevention: GINA executive summary. *Eur Respir J* 2008;31(1):143-78.
[PUBMED](#) | [CROSSREF](#)
24. Cho SH, Park HW, Rosenberg DM. The current status of asthma in Korea. *J Korean Med Sci* 2006;21(2):181-7.
[PUBMED](#) | [CROSSREF](#)
25. Choi JY, Yoon HK, Lee JH, Yoo KH, Kim BY, Bae HW, et al. Nationwide use of inhaled corticosteroids by South Korean asthma patients: an examination of the Health Insurance Review and Service database. *J Thorac Dis* 2018;10(9):5405-13.
[PUBMED](#) | [CROSSREF](#)
26. Foster JM, Usherwood T, Smith L, Sawyer SM, Xuan W, Rand CS, et al. Inhaler reminders improve adherence with controller treatment in primary care patients with asthma. *J Allergy Clin Immunol* 2014;134(6):1260-1268.e3.
[PUBMED](#) | [CROSSREF](#)
27. Aydemir Y. Assessment of the factors affecting the failure to use inhaler devices before and after training. *Respir Med* 2015;109(4):451-8.
[PUBMED](#) | [CROSSREF](#)
28. Cabana MD, Rand CS, Powe NR, Wu AW, Wilson MH, Abboud PA, et al. Why don't physicians follow clinical practice guidelines? A framework for improvement. *JAMA* 1999;282(15):1458-65.
[PUBMED](#) | [CROSSREF](#)