


 Cite this: *RSC Adv.*, 2020, 10, 3407

# A comparative study between Cu(INA)<sub>2</sub>-MOF and [Cu(INA)<sub>2</sub>(H<sub>2</sub>O)<sub>4</sub>] complex for a click reaction and the Biginelli reaction under solvent-free conditions†

 Julia C. Mansano Willig,<sup>a</sup> Gustavo Granetto,<sup>a</sup> Danielly Reginato,<sup>a</sup> Felipe R. Dutra,<sup>a</sup> Érica Fernanda Poruczinski,<sup>a</sup> Isadora M. de Oliveira,<sup>b</sup> Helio A. Stefani,<sup>c</sup> Sílvia D. de Campos,<sup>a</sup> Élvio A. de Campos,<sup>a</sup> Flávia Manarin<sup>a</sup> and Giancarlo V. Botteselle<sup>\*,a</sup>

The catalytic activity of metal–organic framework Cu(INA)<sub>2</sub> (INA = isonicotinate ion) and the complex [Cu(INA)<sub>2</sub>(H<sub>2</sub>O)<sub>4</sub>] were studied in the Copper-catalyzed Azide–Alkyne Cycloaddition (CuAAC) and Biginelli reaction under solvent-free reaction conditions. The robust, efficient and eco-friendly new method allowed the preparation of a variety of 1,2,3-triazole compounds in good to excellent yields and high selectivity for the 1,4-disubstituted triazole. Moreover, for the Biginelli reaction between aldehydes, ethyl acetoacetate and urea, the corresponding dihydropyrimidinones (DHPMs) were also obtained in satisfactory yields under mild reaction conditions for both catalysts. The comparative study between Cu(INA)<sub>2</sub>-MOF and [Cu(INA)<sub>2</sub>(H<sub>2</sub>O)<sub>4</sub>] complex demonstrated better results for the Cu-MOF, for both the yields and the regioselectivity of the products. Furthermore, no change in the heterogeneous catalyst structure was observed after the reaction, allowing them to be recovered and reused without any loss of activity.

Received 4th December 2019

Accepted 9th January 2020

DOI: 10.1039/c9ra10171c

[rsc.li/rsc-advances](http://rsc.li/rsc-advances)

## Introduction

Coordination polymers of metal–organic frameworks (MOFs) have been gaining considerable attention in recent years in the field of catalysis. They have specific properties, such as porosity, high surface area, high thermal stability and high crystallinity, which make them potential catalysts in several organic reactions.<sup>1</sup> These properties are possible due to the auto-organisation system of the MOFs, generated by the careful combination of a metallic centre and organic ligands, allowing the formation of a porous coordination polymer structure that may be either 2-dimensional or 3-dimensional.<sup>2</sup> Moreover, these specific properties combined with the low solubility of MOFs permit their wide application as heterogeneous catalysts.<sup>3</sup> This also facilitates the recovery and reuse of MOFs, which can be characterised as green and recyclable catalysts.<sup>4</sup> In addition, other important applications of MOFs are gas storage,

separation, and drug delivery, and they exhibit optical and magnetic properties.<sup>5</sup>

Among the MOFs used in heterogeneous catalysis, the copper metal–organic framework (Cu-MOF) has emerged as a potent and useful catalyst in several transformations as a result of the abundance, low toxicity and low cost of copper and because of the presence of a coordinatively unsaturated metal centre in its structure.<sup>6</sup> For instance, Phan, Troung and co-workers have used Cu(INA)<sub>2</sub>-MOF (INA = isonicotinate ion) as a heterogeneous catalyst for the *N*-arylation of several heterocycles in excellent yields.<sup>7</sup> More recently, the same research group reported the nucleophilic trifluoromethylation of aromatic boronic acids by using the same efficient Cu(INA)<sub>2</sub>-MOF catalyst.<sup>8</sup>

Depending on reaction conditions, the combination of Cu(II) and isonicotinate anion can produce two structures: the Cu(INA)<sub>2</sub>-MOF<sup>9,10</sup> or the complex [Cu(INA)<sub>2</sub>(H<sub>2</sub>O)<sub>4</sub>].<sup>11,12</sup> The difference between the copper catalytic centres of these structures is shown in Fig. 1. Despite the fact that these compounds are prepared by distinct methods, the hydrolysis of Cu(INA)<sub>2</sub>-MOF affords [Cu(INA)<sub>2</sub>(H<sub>2</sub>O)<sub>4</sub>], which is reverted to the MOF by thermal treatment.<sup>13</sup>

Aware of the effectiveness of Cu(INA)<sub>2</sub>-MOF in the organic reactions cited above, we decided to extend the use of this catalyst to the Copper-Catalysed Azide–Alkyne Cycloaddition (CuAAC) and Biginelli reactions, performing a comparative study of its catalytic activity with the [Cu(INA)<sub>2</sub>(H<sub>2</sub>O)<sub>4</sub>] complex. It is noteworthy that some MOFs have recently been used as

<sup>a</sup>Centro de Engenharias e Ciências Exatas-CECE, Universidade Estadual do Oeste do Paraná, Toledo, 85903-000, PR, Brazil. E-mail: giancarlo.botteselle@unioeste.br; gian.botteselle@gmail.com

<sup>b</sup>Departamento de Química Fundamental, Instituto de Química, Universidade de São Paulo, São Paulo, Brazil

<sup>c</sup>Departamento de Farmácia, Faculdade de Ciências Farmacêuticas, Universidade de São Paulo, São Paulo, 05508-000, SP, Brazil

† Electronic supplementary information (ESI) available. See DOI: 10.1039/c9ra10171c



catalysts for both of these kinds of reactions, affording the synthesis of corresponding 1,2,3-triazoles and dihydropyrimidinones (DHPMs), respectively.<sup>14,15</sup> Both of these heterocyclic compounds have been widely studied as building blocks for the synthesis of biologically active compounds with important pharmacological properties.<sup>16,17</sup> For example, triazoles and DHPMs containing an organoselenium unit (synthesised by molecular hybridisation strategy) have attracted considerable attention as potential multi-targeted anticancer or anti-Alzheimer's actives.<sup>18</sup>

Thus, in connection with our interests in the application of MOFs in catalysis<sup>19</sup> and in the development of sustainable chemical protocols,<sup>20</sup> herein we describe the straightforward methods for the click (CuAAC) and Biginelli multicomponent reactions, employing Cu(INA)<sub>2</sub>-MOF and the [Cu(INA)<sub>2</sub>(H<sub>2</sub>O)<sub>4</sub>] complex as catalysts, under solvent-free conditions. We found that the click reaction was fast and selective for the synthesis of 1,4-disubstituted-1,2,3-triazoles, including the synthesis of triazoles containing a selenium atom. Besides this, the reuse of the catalyst was shown to be possible.

## Experimental

### Materials and methods

All reagents and solvents were commercially available and used without any further purification. Thin-layer chromatography (TLC) was performed using Merck Silica Gel GF254, 0.25 mm thickness. Flash column chromatography was performed using Merck Silica Gel 60 (230–400 mesh). Melting points were measured on a Fisatom 430 D. All compounds were characterised by <sup>1</sup>H NMR and <sup>13</sup>C NMR; the spectra can be found in the ESI.† The spectra were obtained using a Bruker DPX 300 (<sup>1</sup>H at 300 MHz and <sup>13</sup>C at 75 MHz), using CDCl<sub>3</sub> and DMSO-d<sub>6</sub> as solvents. All <sup>1</sup>H NMR shifts are reported in δ units, parts per million (ppm), and were measured relative to the signal for TMS (0.00 ppm). Data are reported as follows: chemical shift (δ), multiplicity, coupling constant (*J*) in hertz and integrated intensity. Abbreviations to denote the multiplicity of a particular signal are as follows: s (singlet), d (doublet), t (triplet), q (quartet) and m (multiplet). All <sup>13</sup>C NMR shifts are reported in ppm relative to deuterated-chloroform (77.23 ppm), unless otherwise stated, and all spectra were obtained with <sup>1</sup>H decoupling. High-resolution mass spectra (HRMS) were recorded on a Shimadzu LCMS-IT-TOF ESI-TOF mass spectrometer.

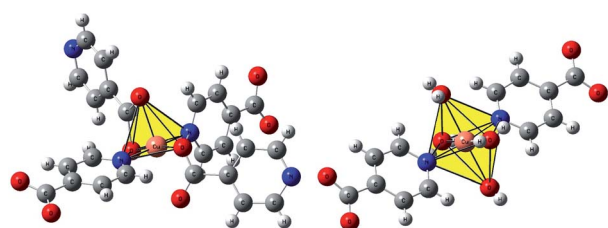


Fig. 1 The copper catalytic centre of the Cu(INA)<sub>2</sub>-MOF (left, adapted from ref. 10b) and [Cu(INA)<sub>2</sub>(H<sub>2</sub>O)<sub>4</sub>] complex (right, adapted from ref. 11). • Cu; • O; • N; • C.

High-resolution exact mass measurements were performed using atmospheric-pressure chemical ionisation (APCI), positive mode, on a Bruker Daltonics microTOF-Q II mass spectrometer and electrospray ionization 10 (ESI), positive mode, on a quadrupole time-of-flight (TOF) Agilent QTOF-MS spectrometer. The thermogravimetric analyses (TGA) were performed on a PerkinElmer STA 6000 in a nitrogen atmosphere flowing at 10 mL min<sup>-1</sup>, with a heating rate of 50 °C min<sup>-1</sup> from 25 °C to 900 °C. The X-ray diffraction (XRD) analyses were performed on a Bruker D2 Phaser Diffractometer equipped with CuK<sub>α</sub> radiation (λ = 1.5418 Å). The diffraction patterns were obtained at angles between 10° and 80° (θ–2θ).

### Cu(INA)<sub>2</sub>-MOF synthesis

This MOF was synthesised using a slightly altered synthesis route based on a method reported previously.<sup>10</sup> A mortar and pestle were used to grind a mixture of Cu(OAc)<sub>2</sub>·H<sub>2</sub>O (0.5 g, 2.5 mmol) and isonicotinic acid (0.5 g, 4 mmol) without solvent. The formation of the reaction product was indicated by the characteristic odour of acetic acid, released as a by-product. After this, the mixture was transferred to a beaker and was allowed to react for 24 h. The desired product still contained some water and acetic acid, so it was heated to 200 °C for 4 h to remove the by-products, to give the crystalline and porous framework in quantitative yield. The XRD analysis used to confirm the identity of Cu-MOF is found in Fig. 3. For IR and TGA analysis, see ESI.†

### [Cu(INA)<sub>2</sub>(H<sub>2</sub>O)<sub>4</sub>]-complex synthesis

The complex of Cu(INA)<sub>2</sub> was obtained according to literature procedure.<sup>12</sup> For the XRD, IR and TGA analyses used to confirm the identity of the compound, see ESI.†

Table 1 Optimisation of click reaction<sup>a</sup>

Entry	Catalyst (mol%)	Time	T (°C)	Yield <sup>b</sup> (%)
1	[Cu(INA) <sub>2</sub> (H <sub>2</sub> O) <sub>4</sub> ] complex (10.0)	10 min	80	75
2	[Cu(INA) <sub>2</sub> (H <sub>2</sub> O) <sub>4</sub> ] complex (5.0)	8 min	80	92
3	[Cu(INA) <sub>2</sub> (H <sub>2</sub> O) <sub>4</sub> ] complex (1.0)	12 min	80	93
4	[Cu(INA) <sub>2</sub> (H <sub>2</sub> O) <sub>4</sub> ] complex (0.5)	20 min	80	80
5	[Cu(INA) <sub>2</sub> (H <sub>2</sub> O) <sub>4</sub> ] complex (1.0)	4 h	50	35
6	[Cu(INA) <sub>2</sub> (H <sub>2</sub> O) <sub>4</sub> ] complex (1.0)	24 h	r.t.	30
7	Cu(INA) <sub>2</sub> -MOF (5.0)	2 min	80	98
8	Cu(INA) <sub>2</sub> -MOF (1.0)	4 min	80	95
9	Cu(INA) <sub>2</sub> -MOF (1.0)	15 min	50	50
10	Cu(INA) <sub>2</sub> -MOF (0.5)	10 min	80	70
11	Cu(INA) <sub>2</sub> -MOF (1.0)	18 h	r.t.	65
12	—	6 h	80	20 <sup>c</sup>

<sup>a</sup> Reaction conditions: benzyl azide (0.5 mmol), phenylacetylene (0.5 mmol). <sup>b</sup> Isolated yield. <sup>c</sup> Mixture of regioisomers.

Table 2 Synthesis of Cu-MOF-catalysed 1,4-disubstituted-1,2,3-triazole derivatives<sup>a</sup>

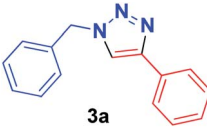

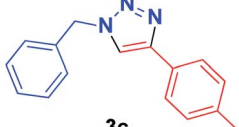

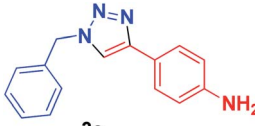
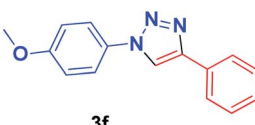
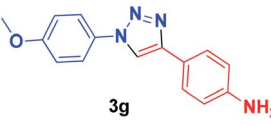
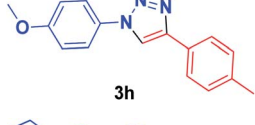
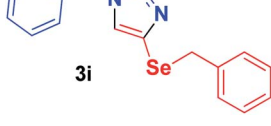
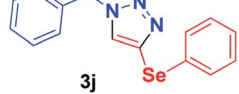
				[Cu(INA) <sub>2</sub> (H <sub>2</sub> O) <sub>4</sub> ]- complex		Cu(INA) <sub>2</sub> -MOF	
Entry	R <sup>1</sup>	R <sup>2</sup>	Product	Time	Yield <sup>b</sup> (%)	Time (h)	Yield <sup>b</sup> (%)
$\text{R}^1\text{-N}_3 + \text{R}^2\text{-C}\equiv\text{C-H} \xrightarrow[80^\circ\text{C, solvent free, time}]{\text{Cu-catalyst (1 mol\%)}} \text{R}^1\text{-N} \begin{matrix} \text{N} \\ \text{N} \end{matrix} \text{C} \begin{matrix} \text{R}^2 \end{matrix}$							
$\text{1a-b} + \text{2a-h} \rightarrow \text{3a-k}$							
1	PhCH <sub>2</sub> , <b>1a</b>	Ph, <b>2a</b>	 <b>3a</b>	12 min	93	4 min	95
2	<b>1a</b>	4-OMeC <sub>6</sub> H <sub>4</sub> , <b>2b</b>	 <b>3b</b>	5 min	85	4 min	90
3	<b>1a</b>	4-MeC <sub>6</sub> H <sub>4</sub> , <b>2c</b>	 <b>3c</b>	6 min	81	5 min	90
4	<b>1a</b>	1-Naphthyl, <b>2d</b>	 <b>3d</b>	1 h	97	1 h	95
5	<b>1a</b>	4-NH <sub>2</sub> C <sub>6</sub> H <sub>4</sub> , <b>2e</b>	 <b>3e</b>	10 min	70	10 min	96
6	4-OMeC <sub>6</sub> H <sub>4</sub> , <b>1b</b>	<b>2a</b>	 <b>3f</b>	10 min	86	10 min	92
7	<b>1b</b>	<b>2e</b>	 <b>3g</b>	40 min	70	40 min	90
8	<b>1b</b>	<b>2c</b>	 <b>3h</b>	—	—	1 h	95
9	<b>1a</b>	PhCH <sub>2</sub> Se, <b>2f</b>	 <b>3i</b>	2 h	80	2 h	86
10	<b>1a</b>	PhSe, <b>2g</b>	 <b>3j</b>	1.5 h	96 <sup>c</sup>	1.5 h	98

Table 2 (Contd.)

$R^1-N_3$  (1a-b) +  $R^2-C\equiv C-H$  (2a-h)  $\xrightarrow[80^\circ C, \text{ solvent free, time}]{Cu\text{-catalyst (1 mol\%)}}$   $R^1-N=N-C(R^2)=N$  (3a-k)

Entry	R <sup>1</sup>	R <sup>2</sup>	Product	[Cu(INA) <sub>2</sub> (H <sub>2</sub> O) <sub>4</sub> ]-complex		Cu(INA) <sub>2</sub> -MOF	
				Time	Yield <sup>b</sup> (%)	Time (h)	Yield <sup>b</sup> (%)
11	1a	PhSeCH <sub>2</sub> , 2h	<p>3k</p>	12 h	50	12 h	70

<sup>a</sup> Reaction conditions: azide (0.5 mmol), acetylene (0.5 mmol), catalyst (1 mol%). <sup>b</sup> Isolated yield. <sup>c</sup> A mixture of 1 : 1.4 ratio of the 1,4- and 1,5-regioisomers determined by <sup>1</sup>H NMR spectroscopy.

### General procedure for the click reaction

In a 10 mL tube, benzyl azide or 4-azidoanisole (0.5 mmol), one of the acetylenes (0.5 mmol) and Cu(INA)<sub>2</sub>-MOF or [Cu(INA)<sub>2</sub>(H<sub>2</sub>O)<sub>4</sub>] complex (1 mg) were added and stirred at 80 °C for the time indicated in Table 2. The reaction was monitored by thin layer chromatography (TLC) to determine reaction time. The organic compounds were solubilised in dichloromethane, separated by centrifugation and concentrated under vacuum. For compounds 3f-k (Table 2) catalysed by Cu-complex, the crude product was purified by flash column chromatography through silica gel, using an appropriate mixture of hexane and ethyl acetate as the eluent. The identity and purity of the products were confirmed by <sup>1</sup>H NMR, <sup>13</sup>C NMR and melting points, and all spectral data were in perfect agreement with those reported in the literature (see ESI†).

### General procedure for the Biginelli reaction

An aldehyde (0.5 mmol), urea (0.6 mmol), ethyl acetoacetate (1 mmol) and catalyst (10 mg) were placed in a 10 mL tube and stirred at 80 °C for the time indicated in Table 4. The organic compounds were then extracted with ethyl acetate (3 × 10 mL), filtered and concentrated under vacuum. The crude product was purified by flash column chromatography through silica gel, using an appropriate mixture of hexane and ethyl acetate as the eluent. The identity and purity of the products were confirmed by <sup>1</sup>H NMR and <sup>13</sup>C NMR, and all spectral data were in perfect agreement with those reported in the literature (see ESI†).

### Recycling of the catalysts and leaching test

The recyclability of the catalysts was investigated. After complete separation of the organic phase of the reaction by centrifugation, the catalysts were washed with dichloromethane and then dried in an oven at 100 °C for 1 h. The dried solid

catalyst was reused in subsequent reactions under solvent-free conditions, at 80 °C.

For metal leaching test the Inductively Coupled Plasma Optical Emission Spectrometer (ICP-OES) measurements were performed on a PerkinElmer Optima 7000 DV ICP-OES. The calibration curve was performed from copper concentrations of 1, 5, 10, 20 and 30 ppm, which obtained an *r*<sup>2</sup> of 0.9999169. The sample was prepared by digestion of the organic matter with hot sulphuric acid and some drops of nitric acid.

## Results and discussion

### Catalytic studies of Cu(INA)<sub>2</sub>-MOF and [Cu(INA)<sub>2</sub>(H<sub>2</sub>O)<sub>4</sub>] complex in the synthesis of a 1,2,3-triazole

Initially, we focused our attention on the optimisation of the reaction conditions using benzyl azide (1a) and phenylacetylene (2a) as model substrates catalysed by Cu(INA)<sub>2</sub>-MOF or by [Cu(INA)<sub>2</sub>(H<sub>2</sub>O)<sub>4</sub>] complex (Table 1). The reaction time was determined by consumption of the starting materials (TLC analysis) or by the product precipitation. At first, the catalyst loading in the reaction system was evaluated. Initially, the reaction was performed with 10 mol% of [Cu(INA)<sub>2</sub>(H<sub>2</sub>O)<sub>4</sub>] complex, and the desired product 3a was obtained in 75% yield (Table 1, entry 1).

When the amount of the catalysts was decreased to 5 mol%, the yield increased significantly to 92 and 98% (Table 1, entries 2 and 7, respectively). Notably when 1 mol% of [Cu(INA)<sub>2</sub>(H<sub>2</sub>O)<sub>4</sub>] complex or Cu(INA)<sub>2</sub>-MOF was used, no significant change in the yield was observed, once the reaction is performed in solvent free conditions, a greater amount of solid impairs solubilisation under continuous stirring, thus even with a lower catalyst load the yield remains, furnishing the desired triazole 3a in 93% and 95% yield, respectively (Table 1, entries 3 and 8). However, further decreasing the amount of catalyst provided the product in lower yield in both cases (Table 1, entries 4 and 10).

Focusing on the influence of the temperature on the reaction, we discovered it had a great influence on the yield values. Thus, when the reaction was carried out at 50 °C, using  $[\text{Cu}(\text{INA})_2(\text{H}_2\text{O})_4]$  complex for 4 h and  $\text{Cu}(\text{INA})_2\text{-MOF}$  for 15 min, the yield decreased to 35 and 50%, respectively (Table 1, entries 5 and 9). Moreover, a significant decrease in the yield and longer reaction time was observed when the reaction was carried out at room temperature (Table 1, entries 6 and 11).

It is important to note that, in the absence of catalyst, the reaction was not effective, and a mixture of 1,4- and 1,5-regioisomers of 1,2,3-triazoles was observed (Table 1, entry 12). This emphasises the activity and regioselectivity of Cu-MOF and Cu-complex in this kind of transformation.

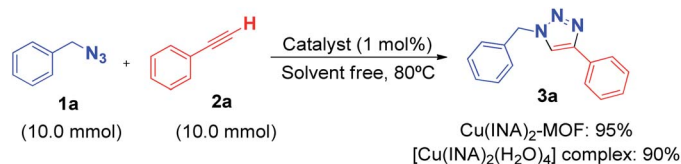
Having established the best reaction conditions, we evaluated the scope of the protocol for both catalysts by using a variety of substrates identified in Table 2.

We explored the reaction of different aromatic acetylenes **2a–e** with benzyl azide (**1a**), and no significant difference in reactivity was observed whether electron-withdrawing or electron-donating groups were attached to the aromatic ring, affording the desired 1,2,3-triazoles **3a–e** in excellent yields and short reaction times (Table 2, entries 1–5). It is worth noting that the  $\text{Cu}(\text{INA})_2\text{-MOF}$  provided better results than the complex.

In addition, when the 4-azidoanisole (**1b**) was used as substrate in the presence of phenylacetylene (**2a**) and 4-ethynylaniline (**2d**), the corresponding products **3f** and **3g** were obtained in 86 and 70% yield, respectively, for  $[\text{Cu}(\text{INA})_2(\text{H}_2\text{O})_4]$  complex. On the other hand, when  $\text{Cu}(\text{INA})_2\text{-MOF}$  was used as catalyst, the same products **3f** and **3g** were obtained in 92 and 90% yields, respectively (Table 2, entries 6 and 7). Furthermore, the product **3h** was only synthesised in the presence of Cu-MOF (Table 2, entry 8).

Because of the important biological activity of triazoles containing an organoselenium unit,<sup>14</sup> we decided to extend this reaction system to acetylenes containing the selenium atom, **2f–h**. Thus, it was possible to synthesise the compounds **3i–k** in satisfactory yields (50–98%) with both catalysts (Table 2, entries 9–11). However, the product **3j** was obtained in an approximately 1 : 1.4 ratio of the 1,4- and 1,5-regioisomers under Cu-complex catalysis, whereas the reaction was regioselective (1,4-substituted triazole only) when catalysed by the Cu-MOF (Table 2, entry 10). It is worth mentioning that, the product **3i** appears to have been synthesised herein for the first time in the literature.

It is remarkable that all products of the reactions with  $\text{Cu}(\text{INA})_2\text{-MOF}$  could be simply extracted with dichloromethane and separated by centrifugation without the necessity of purification by chromatographic column. However, when the



Scheme 1 Scale-up of the reaction.

$[\text{Cu}(\text{INA})_2(\text{H}_2\text{O})_4]$  complex was used, the products **3f–k** required a simple purification by column.

Moreover, in order to investigate the synthetic utility of our methodology, we evaluated whether the reaction could be performed at the gram scale under the optimised conditions (Scheme 1). Fortunately, the corresponding product **3a** was obtained in 95% yield using  $\text{Cu}(\text{INA})_2\text{-MOF}$  as catalyst and 90% using  $[\text{Cu}(\text{INA})_2(\text{H}_2\text{O})_4]$  complex as catalyst, which is very important in organic synthesis, indicating that this methodology can be used to prepare 1,4-disubstituted-1,2,3-triazoles on a larger scale.

### Catalytic studies of $\text{Cu}(\text{INA})_2\text{-MOF}$ and $[\text{Cu}(\text{INA})_2(\text{H}_2\text{O})_4]$ complex in the Biginelli reaction

For the purpose of optimising our protocol, we used benzaldehyde (**4a**), urea (**5**) and ethyl acetoacetate (**6**) as common substrates. Evaluated were some parameters such as catalyst loading, temperature, reaction time and solvent (Table 3). The one-pot procedure was initially studied by using 10 mol% of  $[\text{Cu}(\text{INA})_2(\text{H}_2\text{O})_4]$  complex in solvent-free conditions at 100 °C, affording the desired dihydropyrimidinone (DHPM) **7a** in 90% yield (Table 3, entry 1). However, on decreasing the temperature to 80 °C, no significant difference in the yield was observed (Table 3, entry 2). On the other hand, when the reaction was performed at 50 °C, the product **7a** was obtained in only 25% yield (Table 3, entry 3). Moreover, at room temperature the product was not obtained, and all starting material was recovered; this shows that temperature influences the reaction (Table 3, entry 4). In addition, when the reaction time was reduced from 2.5 to 2 h at 80 °C, no significant change in the yield was observed (Table 3, entry 5).

To evaluate the catalyst loading, we carried out the reaction with 5 mol% of  $[\text{Cu}(\text{INA})_2(\text{H}_2\text{O})_4]$  complex, and the yield of the desired product was reduced to 60% (Table 3, entry 7). It is

Table 3 Optimisation of Biginelli reaction<sup>a</sup>

#	$\text{Cu}(\text{INA})_2$ (mol%)	Time (h)	$T$ (°C)	Yield <sup>b</sup> (%)
1	$[\text{Cu}(\text{INA})_2(\text{H}_2\text{O})_4]$ complex (10)	2.5	100	90
2	$[\text{Cu}(\text{INA})_2(\text{H}_2\text{O})_4]$ complex (10)	2.5	80	88
3	$[\text{Cu}(\text{INA})_2(\text{H}_2\text{O})_4]$ complex (10)	2.5	50	25
4	$[\text{Cu}(\text{INA})_2(\text{H}_2\text{O})_4]$ complex (10)	2.5	r.t.	—
5	$[\text{Cu}(\text{INA})_2(\text{H}_2\text{O})_4]$ complex (10)	2.0	80	90
6	$[\text{Cu}(\text{INA})_2(\text{H}_2\text{O})_4]$ complex (10)	1.5	80	80
7	$[\text{Cu}(\text{INA})_2(\text{H}_2\text{O})_4]$ complex (5)	2.0	80	60
8	—	2.0	80	35
9	$\text{Cu}(\text{INA})_2\text{-MOF}$ (10)	2.0	80	99

<sup>a</sup> Reaction conditions: urea (0.6 mmol), benzaldehyde (0.5 mmol), ethyl acetoacetate (1.0 mmol) and  $\text{Cu}(\text{INA})_2$  (10 mol%). <sup>b</sup> Isolated yield.

Table 4 Synthesis of DHPM derivatives under Cu(INA)<sub>2</sub> catalysis<sup>a</sup>

Entry	R	Product	[Cu(INA) <sub>2</sub> (H <sub>2</sub> O) <sub>4</sub> ] complex		Cu(INA) <sub>2</sub> -MOF	
			Time (h)	Yield <sup>b</sup> (%)	Time (h)	Yield <sup>b</sup> (%)
1	C <sub>6</sub> H <sub>5</sub> , <b>4a</b>	<b>7a</b>	2.0	90	2.0	99
2	4-OMeC <sub>6</sub> H <sub>4</sub> , <b>4b</b>	<b>7b</b>	2.5	71	2.5	80
3	2-OMeC <sub>6</sub> H <sub>4</sub> , <b>4c</b>	<b>7c</b>	2.5	80	2.5	82
4	3,4,5-OMeC <sub>6</sub> H <sub>2</sub> , <b>4d</b>	<b>7d</b>	2.5	44	2.5	55
5	4-MeC <sub>6</sub> H <sub>4</sub> , <b>4e</b>	<b>7e</b>	2.0	50	2.0	55
6	3-OH-C <sub>6</sub> H <sub>4</sub> , <b>4f</b>	<b>7f</b>	2.0	50	2.0	55
7	2-NO <sub>2</sub> C <sub>6</sub> H <sub>4</sub> , <b>4g</b>	<b>7g</b>	1.0	82	1.0	85
8	2-Pyridine, <b>4h</b>	<b>7h</b>	2.5	68	2.5	72
9	2-Naphthyl, <b>4i</b>	<b>7i</b>	24.0	25	24.0	33

<sup>a</sup> Reaction conditions: aldehyde (0.5 mmol), urea (0.6 mmol), ethyl acetoacetate (1.0 mmol) and catalyst (10 mol%). <sup>b</sup> Isolated yield.

notable that, in the absence of the catalyst, the DHPM **7a** was obtained in only 35% yield (Table 3, entry 8).

Aiming to determine the effect of the MOF in the Biginelli reaction, we extended our Cu-complex protocol in Table 3, entry 5, by substituting Cu(INA)<sub>2</sub>-MOF as catalyst. As a result, the product **7a** was obtained in almost quantitative yield (Table 3, entry 9). Next, we explored the generality of this protocol for both catalysts, performing a comparative study between catalytic activity of the [Cu(INA)<sub>2</sub>(H<sub>2</sub>O)<sub>4</sub>] complex and of the Cu(INA)<sub>2</sub>-MOF in the Biginelli reaction (Table 4).

Firstly, the reaction was conducted with several aldehydes, using the optimal reaction conditions catalysed by [Cu(INA)<sub>2</sub>(H<sub>2</sub>O)<sub>4</sub>] complex. For example, when the reaction was performed using different electron-donating groups attached to the aromatic ring, such as 4-methoxy, 2-methoxy, 3,4,5-trimethoxy, 4-methyl and 3-hydroxy substituents, which decrease the aldehyde reactivity, the corresponding DHPMs **7b–f** were obtained in 44–80% yields (Table 4, entries 2–6).

On the other hand, when we used aldehydes containing electron-withdrawing groups, such as *ortho*-nitrobenzaldehyde (**4g**), the desired product **7g** was obtained in 82% yield (Table 4, entry 7). Moreover, it was possible to synthesise a DHPM compound **7h** containing a heterocyclic unit from 2-pyridinecarboxaldehyde (**4h**) in 68% yield (Table 4, entry 8). Subsequently, the use of naphthaldehyde (**4i**) afforded the corresponding product **7i** in 25% yield; this low yield could be associated with hindrance due to the bulky and rigid naphthyl group (Table 4, entry 9).

The same aldehydes **4a–i** were used for the Biginelli reaction catalysed by Cu(INA)<sub>2</sub>-MOF, and in all cases the DHPMs **7a–i** were obtained in better yields compared to Cu-complex (Table 4, entries 1–9).

Thus, according to the reactivity of Cu(INA)<sub>2</sub>-MOF compared with the Cu-complex, some points can be noted regarding the structures of these compounds. The copper catalytic centre is

less sterically hindered in the MOF structure because the geometry is distorted square pyramidal, while in the complex it is octahedral (Fig. 1). Moreover, for the cycloaddition reaction, a catalyst–substrate bond is necessary, and for this to occur, at least one of the water molecules coordinated to the metal must be removed in the case of the complex.

### Recyclability

In order to evaluate the recyclability of the catalysts, we recovered the [Cu(INA)<sub>2</sub>(H<sub>2</sub>O)<sub>4</sub>]-complex and the Cu(INA)<sub>2</sub>-MOF and reused them in subsequent reactions between benzyl azide (**1a**) and phenylacetylene (**2a**) (Fig. 2). So, after the reaction was finished, the product **3a** was solubilised with dichloromethane and separated by centrifugation. After isolation of the liquid

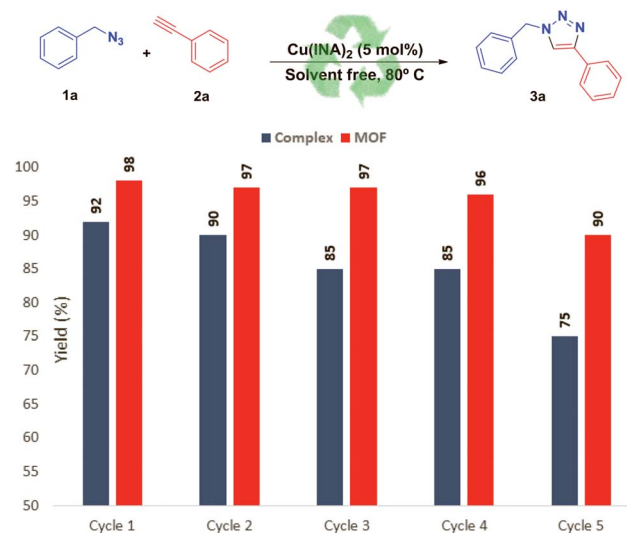


Fig. 2 Catalyst reuse.

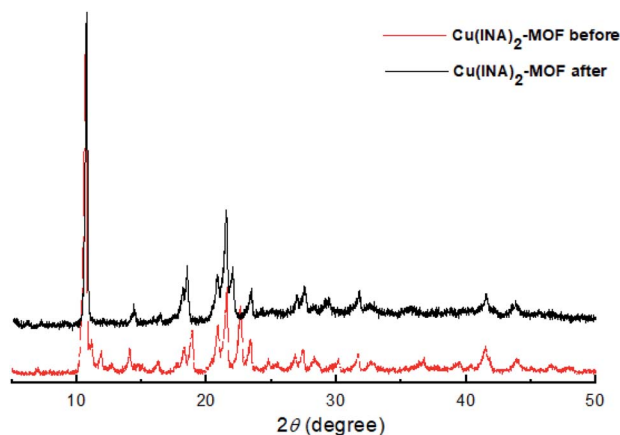


Fig. 3 XRD analysis of Cu(INA)<sub>2</sub>-MOF before and after five catalytic cycles.

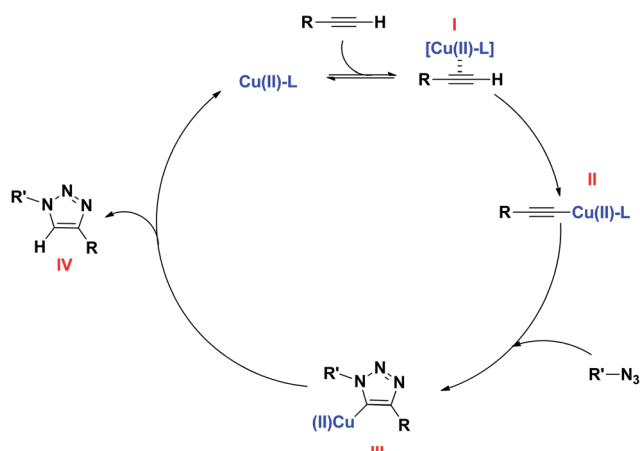
organic phase and evaporation of the solvent, the catalysts were reused directly, without any further treatment. The recovered catalysts were then used for five more reaction cycles each, without a significant decrease in the yield of product **3a**.

However, the Cu(INA)<sub>2</sub>-MOF produced a better result in catalyst reuse, as shown in Fig. 2.

The crystal structure of Cu(INA)<sub>2</sub>-MOF remained unchanged after five catalytic cycles, as shown in the X-ray diffraction patterns in Fig. 3.

### Leaching test

The heterogeneity of CuAAC reaction was investigated by the leaching test, where the amount of copper was determined by ICP-OES analysis of the solid obtained after the reaction. Thus, the catalyst was filtered with dichloromethane (using a polypropylene syringe filter) and the solvent was evaporated under reduced pressure. After this, digestion of the organic sample was performed and analysed by ICP-OES. The analysis indicates that there are no traces of leached copper into the sample.



Scheme 2 A plausible reaction pathway for the synthesis of 1,4-disubstituted-1,2,3-triazoles.

### A plausible mechanism for click reaction

On the basis of the work of Luz *et al.*,<sup>21</sup> which did not find evidence of Cu(I) species generated during Cu-MOF catalysed 1,3-dipolar cycloaddition reaction, it was proposed that the active species for the click reaction with Cu-MOF consist of Cu(II) active sites. Thus, in accordance with previous reports,<sup>21,22</sup> a plausible reaction pathway for the synthesis of 1,4-disubstituted-1,2,3-triazoles is illustrated in Scheme 2.

In this pathway the catalytic cycle begins with the copper coordination to the alkyne (**I**), which increases the acidity of terminal alkyne, affording the formation of copper acetylide (**II**). Subsequently, this species reacts with organic azide, *via* 1,3-dipolar cycloaddition, to afford the triazolyl-copper species (**III**). Lastly, the desired triazole (**IV**) is obtained through protonation of intermediate **III**, followed by catalyst regeneration.

## Conclusions

We report herein the catalytic activity of Cu(INA)<sub>2</sub>-MOF in the Copper-Catalysed Azide-Alkyne Cycloaddition (CuAAC) and Biginelli reactions and the comparative study with its analogous complex [Cu(INA)<sub>2</sub>(H<sub>2</sub>O)<sub>4</sub>]. The straightforward methodologies allowed the preparation of 1,2,3-triazoles and dihydropyrimidinones (DHPMs) under solvent-free conditions. Remarkably, the Cu-MOF was found to be a more highly efficient catalyst than the Cu-complex for these reactions, affording the desired products in very high yields and producing selectively the 1,4-disubstituted-1,2,3-triazoles. These MOF-catalysed reactions showed advantages that include the use of a recyclable catalyst, ease of scale-up to gram scale, atom-economy, short reaction time, absence of base and reducing agents and a solvent-free approach. Indeed, all these features make this a green alternative for easy access to 1,4-disubstituted-1,2,3-triazoles and DHPMs.

## Conflicts of interest

The authors declare no conflict of interest.

## Acknowledgements

The authors gratefully thank Araucaria Foundation for a fellowship to FGM (FAAP-Unioeste 003/2017) and The National Council Scientific and Technological Development for financial support (CNPQ-429831/2018-8).

## Notes and references

- (a) Y.-Z. Chen, R. Zhang, L. Jiao and H.-L. Jiang, *Coord. Chem. Rev.*, 2018, **362**, 1–23; (b) Y.-B. Huang, J. Liang, X.-S. Wang and R. Cao, *Chem. Soc. Rev.*, 2017, **46**, 126–157; (c) C. J. Doonan and C. J. Sumby, *CrystEngComm*, 2017, **19**, 4045–4049.
- (a) H. Furukawa, K. E. Cordova, M. O'Keeffe and A. M. Yaghi, *Science*, 2013, **341**, 1230444; (b) R. J. Kuppler, D. J. Timmons, Q.-R. Fang, J.-R. Li, T. A. Makal, M. D. Young, D. Yuan,

- D. Zhao, W. Zhuang and H.-C. Zhou, *Coord. Chem. Rev.*, 2009, **253**, 3042–3066; (c) A. Y. Robin and K. M. Fromm, *Coord. Chem. Rev.*, 2006, **250**, 2127–2157.
- 3 (a) L. Zhu, X.-Q. Liu, H.-L. Jiang and L.-B. Sun, *Chem. Rev.*, 2017, **117**, 8129–8176; (b) A. H. Chughtai, N. Ahmad, H. A. Younus, A. Laypkov and F. Verpoort, *Chem. Soc. Rev.*, 2015, **44**, 6804–6849; (c) J. Gascon, A. Corma, F. Kapteijn and F. X. Llabrés i Xamena, *ACS Catal.*, 2014, **4**, 361–378; (d) D. Deng, H. Guo, B. Ji, W. Wang, L. Ma and F. Luo, *New J. Chem.*, 2017, **41**, 12611–12616.
- 4 (a) X. Li, F. Chen and G.-P. Lu, *Tetrahedron Lett.*, 2018, **59**, 4226–4230; (b) R. Oozeerally, D. V. Burnett, T. W. Chamberlain, R. I. Walton and V. Degirmenci, *ChemCatChem*, 2018, **10**, 706–709; (c) C.-S. Cao, Y. Shi, H. Xu and B. Zhao, *Dalton Trans.*, 2018, **47**, 4545–4553; (d) A. Chatterjee, X. Hu and F. L.-Y. Lam, *Catal. Today*, 2018, **314**, 129–136; (e) J. C. R. Freitas, C. K. Oliveira, E. C. Cunha, I. Malvestiti, S. Alves Jr, R. L. Longo and P. H. Menezes, *Tetrahedron Lett.*, 2013, **54**, 1558–1561.
- 5 (a) H. Li, K. Wang, Y. Sun, C. T. Lollar, J. Li and H.-C. Zhou, *Mater. Today*, 2018, **21**, 108–121; (b) B. Li, H.-M. Wen, W. Zhou and B. Chen, *J. Phys. Chem. Lett.*, 2014, **5**, 3468–3479; (c) M.-X. Wu and Y.-W. Yang, *Adv. Mater.*, 2017, **29**, 1606134; (d) L. Wang, M. Zheng and Z. Xie, *J. Mater. Chem. B*, 2018, **6**, 707–717; (e) G. M. Espallargas and E. Coronado, *Chem. Soc. Rev.*, 2018, **47**, 533–557.
- 6 (a) Z. Ahmadzadeh, J. Mokhtari and M. Rouhani, *RSC Adv.*, 2018, **8**, 24203–24208; (b) A. Taher, D. W. Kim and I.-M. Lee, *RSC Adv.*, 2017, **7**, 17806–17812; (c) Y. Jiang, J. Huang, M. Hunger, M. Maciejewskia and A. Baikera, *Catal. Sci. Technol.*, 2015, **5**, 897–902; (d) P. Rani and R. Srivastava, *Tetrahedron Lett.*, 2014, **55**, 5256–5260; (e) N. T. S. Phan, T. T. Nguyen and P. H. L. Vu, *ChemCatChem*, 2013, **5**, 3068–3077; (f) I. Luz, F. X. Llabrés i Xamena and A. Corma, *J. Catal.*, 2012, **285**, 285–291; (g) D. Deng, H. Guo, G. Kang, L. Ma, X. He and B. Ji, *CrystEngComm*, 2015, **17**, 1871–1880.
- 7 T. Truong, C. V. Nguyen, N. T. Truong and N. T. S. Phan, *RSC Adv.*, 2015, **5**, 107547–107556.
- 8 T. V. Nguyen, T. D. Ong, A. H. M. Lam, V. T. Pham, N. T. S. Phan and T. Truong, *Mol. Catal.*, 2017, **436**, 60–66.
- 9 Y. Liu, Y. Lu, H. Tsai, J. Wang and K. Lu, *J. Solid State Chem.*, 2001, **158**, 315–319.
- 10 (a) A. Pichon, A. Lazuen-Garay and S. L. James, *CrystEngComm*, 2006, **8**, 211–214; (b) P. Wang, G. Li, Y. Chen, S. Chen, S. L. James and W. Yuan, *CrystEngComm*, 2012, **14**, 1994–1997.
- 11 M. Almásia, Z. Vargovaa, R. Gyepesb, R. Vargac and V. Zelenák, *Inorg. Chem. Commun.*, 2014, **46**, 118–121.
- 12 K. Waizump, M. Takuno, N. Fukushima and H. Masuda, *J. Coord. Chem.*, 1998, **44**, 269–279.
- 13 C. Lin, S. Chui, S. Lo, F. Shek, M. Wu, K. Suwinska, J. Lipkowski and I. Williams, *Chem. Commun.*, 2002, **15**, 1642–1643.
- 14 For MOFs in CuAAC reaction: (a) X. Jia, G. Xu, Z. Du and Y. Fu, *Polyhedron*, 2018, **151**, 515–519; (b) Y.-H. Hu, J.-C. Wang, S. Yang, Y.-A. Li and Y.-B. Dong, *Inorg. Chem.*, 2017, **56**, 8341–8347; (c) P. Li, S. Regati, H. Huang, H. D. Arman, J. C.-G. Zhao and B. Chen, *Inorg. Chem. Front.*, 2015, **2**, 42–46; (d) I. Luz, F. X. Llabrés i Xamena and A. Corma, *J. Catal.*, 2010, **276**, 134–140.
- 15 For MOFs in Biginelli reaction: (a) A. K. Gupta, D. De, K. Tomar and P. K. Bharadwaj, *Dalton Trans.*, 2018, **47**, 1624–1634; (b) A. Verma, D. De, K. Tomar and P. K. Bharadwaj, *Inorg. Chem.*, 2017, **56**, 9765–9771; (c) T. K. Pal, D. De, S. Senthilkumar, S. Neogi and P. K. Bharadwaj, *Inorg. Chem.*, 2016, **55**, 7835–7842; (d) A. Dakshinamoorthy and H. Garcia, *Chem. Soc. Rev.*, 2014, **43**, 5750–5765.
- 16 For pharmacological properties of the triazole derivatives: (a) Y. Tian, Z. Liu, J. Liu, B. Huang, D. Kang, H. Zhang, E. De Clercq, D. Daelemans, C. Pannecouque, K.-H. Lee, C.-H. Chen, P. Zhan and X. Liu, *Eur. J. Med. Chem.*, 2014, **151**, 339–350; (b) N. M. Meghani, H. H. Amin and B.-J. Lee, *Drug Discovery Today*, 2017, **22**, 1604–1619; (c) D. Dheer, V. Singh and R. Shankar, *Bioorg. Chem.*, 2017, **71**, 30–54; (d) F. Pagliai, T. Pirali, E. Del Grosso, R. Di Brisco, G. C. Tron, G. Sorba and A. A. Genazzani, *J. Med. Chem.*, 2006, **49**, 467–470; (e) H. C. Kolb and K. B. Sharpless, *Drug Discovery Today*, 2003, **8**, 1128–1137.
- 17 For recent pharmacological properties of the DHPM derivatives: (a) V. Vendrusculo, V. P. Souza, L. A. M. Fontoura, M. G. M. D'Oca, T. P. Banzato, P. A. Monteiro, R. A. Pilli, J. E. Carvalho and D. Russowsky, *Med. Chem. Commun.*, 2018, **9**, 1553–1564; (b) F. S. De Oliveira, P. M. De Oliveira, L. M. Farias, R. C. Brinkerhoff, R. C. M. A. Sobrinho, T. M. Treptow, C. R. M. D'Oca, M. A. G. Marinho, M. A. Hort, A. P. Horn, D. Russowsky and M. G. M. D'Oca, *Med. Chem. Commun.*, 2018, **9**, 1282–1288; (c) H. Kaoukabi, Y. Kabri, C. Curti, M. Taourirte, J. C. Rodriguez-Ubis, R. Snoeck, G. Andrei, P. Vanelle and H. B. Lazrek, *Eur. J. Med. Chem.*, 2018, **155**, 772–781; (d) M. Damgaard, A. Al-Khawaja, M. Nittegaard-Nielsen, R. F. Petersen, P. Wellendorph and B. Frølund, *Eur. J. Med. Chem.*, 2017, **138**, 300–312; (e) R. Kaur, S. Chaudhary, K. Kumar, M. K. Gupta and R. K. Rawal, *Eur. J. Med. Chem.*, 2017, **132**, 108–134.
- 18 (a) F.-H. Cui, J. Chen, Z.-Y. Mo, S.-X. Su, Y.-Y. Chen, X.-l. Ma and H.-T. Tang, *Org. Lett.*, 2018, **20**, 925–929; (b) E. H. G. da Cruz, M. A. Silvers, G. A. M. Jardim, J. M. Resende, B. C. Cavalcanti, I. S. Bomfim, C. Pessoa, C. A. de Simone, G. V. Botteselle, A. L. Braga, D. K. Nair, I. N. N. Namboothiri, D. A. Boothman and E. N. S. Júnior, *Eur. J. Med. Chem.*, 2016, **122**, 1–16; (c) F. A. R. Barbosa, R. F. S. Canto, S. Saba, J. Rafique and A. L. Braga, *Bioorg. Med. Chem.*, 2016, **24**, 5762–5770; (d) R. F. S. Canto, F. A. R. Barbosa, V. Nascimento, A. S. de Oliveira, I. M. C. Brighente and A. L. Braga, *Org. Biomol. Chem.*, 2014, **12**, 3470–3477.
- 19 T. A. Grigolo, S. D. Campos, F. Manarin, G. V. Botteselle, P. Brandão, A. A. Amaral and E. A. Campos, *Dalton Trans.*, 2017, **46**, 15698–15703.
- 20 (a) Y. H. Matzkeit, B. L. Tornquist, F. Manarin, G. V. Botteselle, J. Rafique, S. Saba, A. L. Braga, J. F. Felix



- and R. Schneider, *J. Non-Cryst. Solids*, 2018, **498**, 153–159; (b) S. Saba, G. V. Botteselle, M. Godoi, T. E. A. Frizon, F. Z. Galetto, J. Rafique and A. L. Braga, *Molecules*, 2017, **22**, 1367; (c) M. Godoi, G. V. Botteselle, J. Rafique, M. S. T. Rocha, J. M. Pena and A. L. Braga, *Eur. J. Org. Chem.*, 2013, 5188–5194.
- 21 I. Luz, F. X. Llabrés i Xamena and A. Corma, *J. Catal.*, 2010, **276**, 134–140.
- 22 F. Himo, T. Lovell, R. Hilgraf, V. V. Rostovtsev, L. Noodleman, K. B. Sharpless and V. V. Fokin, *J. Am. Chem. Soc.*, 2005, **127**, 210–216.