

RESEARCH

Open Access



Differences between experimental and placebo arms in manual therapy trials: a methodological review

D'Alessandro Giandomenico^{1,2}, Ruffini Nuria^{1,3}, Aquino Alessandro^{1,4}, Galli Matteo^{1,5}, Innocenti Mattia², Tramontano Marco⁶ and Cerritelli Francesco^{1*}

Abstract

Background: To measure the specific effectiveness of a given treatment in a randomised controlled trial, the intervention and control groups have to be similar in all factors not distinctive to the experimental treatment. The similarity of these non-specific factors can be defined as an equality assumption. The purpose of this review was to evaluate the equality assumptions in manual therapy trials.

Methods: Relevant studies were identified through the following databases: EMBASE, MEDLINE, SCOPUS, WEB OF SCIENCE, Scholar Google, clinicaltrial.gov, the Cochrane Library, chiloras/MANTIS, PubMed Europe, Allied and Complementary Medicine (AMED), Physiotherapy Evidence Database (PEDro) and Sciencedirect.

Studies investigating the effect of any manual intervention compared to at least one type of manual control were included. Data extraction and qualitative assessment were carried out independently by four reviewers, and the summary of results was reported following the PRISMA statement.

Result: Out of 108,903 retrieved studies, 311, enrolling a total of 17,308 patients, were included and divided into eight manual therapy trials categories. Equality assumption elements were grouped in three macro areas: patient-related, context-related and practitioner-related items. Results showed good quality in the reporting of context-related equality assumption items, potentially because largely included in pre-existent guidelines. There was a general lack of attention to the patient- and practitioner-related equality assumption items.

Conclusion: Our results showed that the similarity between experimental and sham interventions is limited, affecting, therefore, the strength of the evidence. Based on the results, methodological aspects for planning future trials were discussed and recommendations to control for equality assumption were provided.

Keywords: Manual therapies, Placebo, similarity, Sham therapy, Manual placebo, Systematic review

Background

'Manual Therapy' (MT) is an umbrella term used and variously defined by different professional groups [1–4]. The definitions differ mainly for type of operator,

presence of a hand-guided instrument, co-presence of exercises, target tissue of the treatment [5], clinical goals, and the active/passive role of the patient in the process of care. Consequently, it is possible to consider a more extensive sense of MT including manipulation, mobilisation, massage [6], but also acupressure, nerve manipulation [7] and gentle skin touch [8, 9] applied with a therapeutic intent [7] on the patient's body [10]. MT is one of the oldest known forms of medicine and

*Correspondence: fcerritelli@comecollaboration.org

¹ Clinical-Based Human Research Department, Foundation C.O.M.E. Collaboration, 65121 Pescara, Italy
Full list of author information is available at the end of the article



has been practised worldwide since ancient times [6, 11–13], and the interest in MT has grown in the last years, with patients expressing a growing satisfaction for the offered service [14]. In analogy to other fields of clinical research, the randomised control trial (RCT) is also regarded as the gold standard [15] in manual therapy research due to its robust methodology and ability to conduct systematic reviews and meta-analyses. One of the pillars of an RCT is the use of a control group or placebo intervention, known in manual therapy RCT (mtRCT) as ‘sham therapy’ [16]. The use of a placebo arm is crucial to disentangle the specific effect of the experimental treatment from the non-specific or not distinctive effects of a given treatment [17–19]. There are currently no guidelines addressing how to conduct appropriate sham therapy to ensure the robustness of mtRCT’s methodology and results.

It is worth noting that the placebo effect is considered more relevant in non-pharmacological treatments [20, 21] including complementary alternative medicines (CAMs) [20, 22]. It depends on several conditions, including the significant role of interpersonal touch [9], the multiplicity of treatment sessions [23], and the optimisation of the patient-physician relationship [24–26, 27]. In light of the science of placebo [28] has been proposed that one fundamental pillar of an RCT is the guaranteed similarity between non-specific factors in both intervention and sham arms. The entire paradigm has been recently described by Annoni and Boniolo [29] and can be defined as follows: “*the specific efficacy (SE) of a treatment (x) is equal to the overall improvement measured in the experimental group (Ix) minus the improvement measured in the control group (Ic)*”, thus $SE = I_x - I_c$ [29]. One of the elements ensuring strength to the equation is the robustness of the “equality assumption” (EA), that is the overlap of non-specific aspects between groups, e.g. the same patient-operator relationship in the experimental and placebo groups. Although some authors in MT research claim a similarity between the experimental and sham arms of the trial [15, 27, 30–34], there is not an organic perspective that takes into account the science of placebo. A recent systematic review demonstrated an incongruity among sham and experimental treatment procedures in osteopathic trials, which hinders the evaluation of the actual magnitude of the specific effect of a therapy [16]. This might lead to skewed results with potentially detrimental consequences for healthcare decision making [35].

The purpose of this review is to systematically report the similarity of non-specific factors between experimental and placebo arms in mtRCTs in other research fields, outlying EA in 3 macro-areas—patients, operators and context. Moreover, differences between manual

therapies and/or manual approaches were highlighted and evaluated.

Methods

The present review followed the PRISMA (Preferred Reporting Items for Systematic Reviews and Meta-Analyses) statement [36], and included multi-centre, single-centre, quasi-randomised and randomised clinical controlled trials, interrupted time series, and controlled clinical trials. All included studies investigated the effect of any manual intervention compared to at least one type of manual control, sham and/or placebo intervention with direct contact between practitioner and subjects.

Inclusion/exclusion criteria

No limit of population, study outcome, and language restriction [37], was applied. Non-peer reviewed papers, conference proceedings, editorials, letters, abstracts, case reports, and case series, were excluded. Studies investigating the effect of osteopathic manipulative treatment were also excluded as previously explored by Cerritelli and colleagues [16]. Research utilising either control without direct touch, i.e., interposing any material between the operator’s hand and the patient, or non-manual control interventions only were excluded.

Search methods, selection and evaluation of studies

Relevant studies were identified through a comprehensive computerised bibliographic search on the following databases: EMBASE, MEDLINE, SCOPUS, WEB OF SCIENCE, Scholar Google, clinicaltrial.gov, the Cochrane Library, chiloras/MANTIS, PubMed Europe, Allied and Complementary Medicine (AMED), Physiotherapy Evidence Database (PEDro) and Sciencedirect. The search strategy used is detailed in Supplementary Information S1, available online. All searches were carried out from inception to 2021. Duplicate records were identified and removed using the software EndNOTE.

GDA and NR developed and ran the search from March to April 2019 with an update in February 2022, and included studies until 2021. The first screening of titles and abstracts gathered through bibliographic searches was independently carried out by two reviewers (GDA and NR), based on the pertinence and relevance of each study to inclusion and exclusion criteria. Discrepancies were resolved by consensus with FC as an arbiter. Full texts were subsequently assessed for inclusion. Reviewers were able to translate to English from French, Spanish, German, and Italian. For other languages, a translation to English was required from the authors. In case of unsuccessful contact, the study was excluded.

Data extraction and the qualitative assessment of included studies were carried out independently by four

reviewers (GDA, MT, AA, NR). Extracted and summarised data included: type of intervention, type of control, sample size, study outcomes, and other potentially relevant characteristics. Authors were contacted twice, separated by three weeks [34] when provided information was insufficient, and, where possible, the reasons for their omission were reported (details in Supplementary Table S2, available online). All data were archived on a shared fully encrypted server, accessible only to the four reviewers. Disagreements were discussed and resolved by consensus.

Data synthesis

Data were reported as means, point estimates, percentages and ranges. X^2 test was used to compare groups. The distribution of Chi-square residuals was also used to determine which categories leads the eventual significant difference.

MTs classification in the present review

As pointed out by Farrel and Jessen, MT is not specific to any profession [38]. Indeed, the same approach or technique could be used by different MTs [39]. Therefore, the included papers were grouped according to 3 criteria:

- (1) Single category: when an MT uses techniques that are unique to a discipline, it was considered as a single category. It is the case of 'acupressure', 'reiki', 'reflexology' and 'therapeutic touch'.
- (2) Grouped by therapies: when different MTs showed common features, a broader category has been considered, as in the case of 'massage'.
- (3) Grouped by techniques: when authors used manual techniques that are not distinctive for a specific MT (e.g., thrust or high-velocity low-amplitude techniques could be used in physiotherapy, chiropractic and orthopaedics), the following categories were used, based on Coulter et al. [40]: 'manipulation' (or 'thrust') and 'mobilisation' (or 'non-thrust'). The latter included neurodynamic techniques, Muscle Energy Techniques, and tender/trigger point. Studies encompassing both thrust and non-thrust techniques were grouped into the 'mixed-method' category.

Studies with more than one sham group

When a study had two manual sham groups used to control for two interventions, it was considered as two different studies.

EA score

To evaluate the EAs related to the three macro-areas, the authors assigned one point per item investigated.

The patient-related EAs were described based on the following characteristics: patients' expectations, deblinding questionnaire or interview, credibility questionnaire or interview, patients' previous experiences with the given therapy, psychological traits and reimbursement to patients (score range 0 to 6).

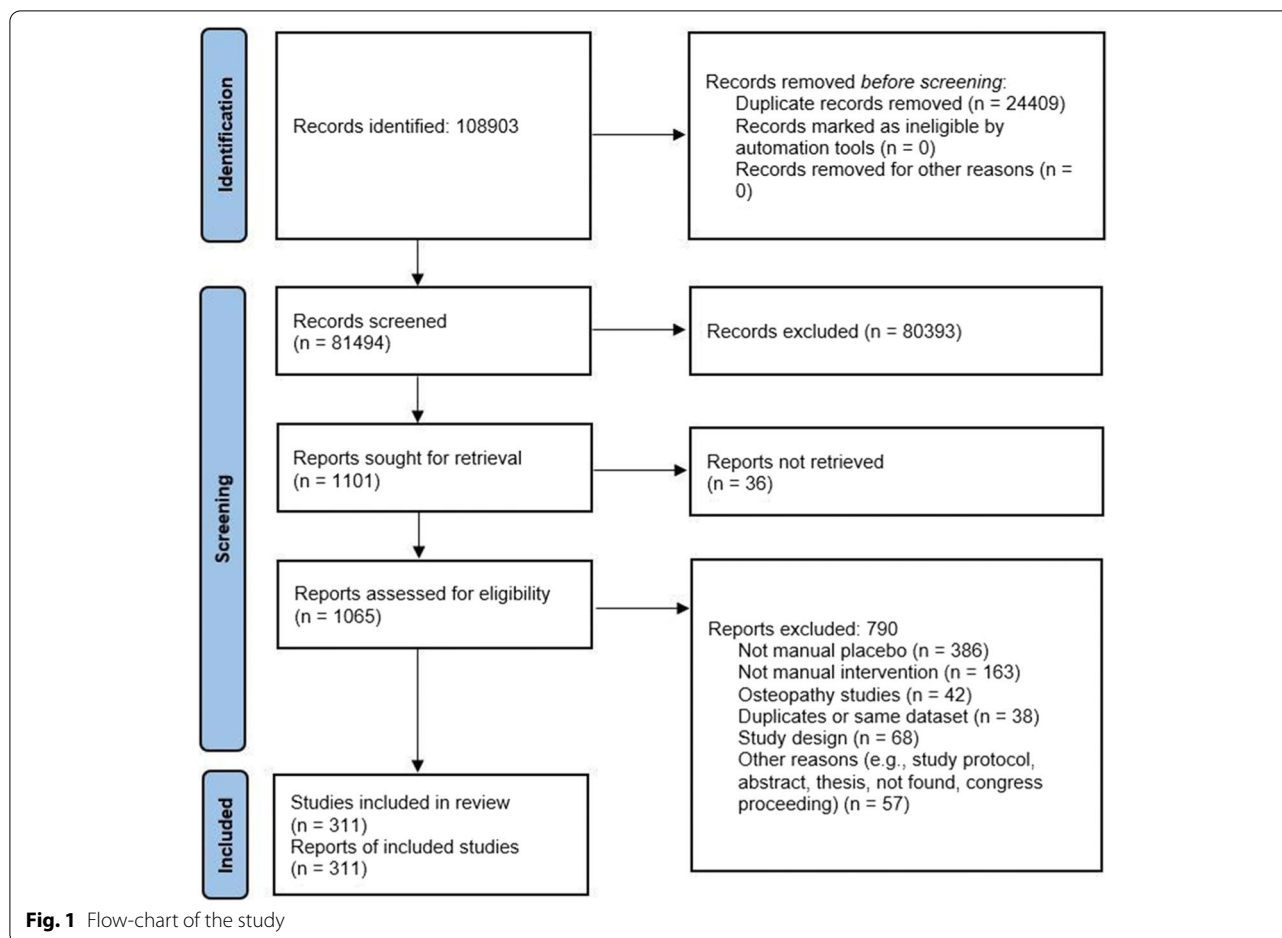
The context-related EAs was based on the following characteristics: frequency of sessions, treatment period, description of the pre-treatment phase, detailed description of the sham therapy protocol, overlap of body areas treated between intervention and sham therapy, duration of experimental and sham intervention, description of the post-treatment phase, setting for interventions, time-points assessment, and side effect (score range 0 to 10).

Regarding the practitioners-related EAs, the following characteristics were considered: the number of practitioners, type of practitioners, years of practitioners' experience, pre-trial training for practitioners, mean age of practitioners, and gender of the practitioner (score range 0 to 6). The determination of EA was performed by two reviewers (GDA, NR), and the discrepancies were resolved by consensus with a third reviewer (FC) as an arbiter.

Results

A total of 108,903 records were identified through database searching and other sources. After the removal of duplicates, 81,494 titles and abstracts were screened. 1101 full-text articles were consequently assessed for eligibility. 790 articles were excluded for not respecting the inclusion criteria, or because full-texts were unavailable. Data and publications from the same study were considered as duplicates and therefore excluded from the systematic review. The final sample included 311 studies, enrolling a total of 17,308 patients, of which 6053 were males (35.0%) (Fig. 1). Thirteen studies did not report the gender of their participants.

The first analysis showed that four studies included two sham groups. Three studies [41–43] were considered as double because they used two different sham groups to control for two different intervention groups: in Geisser et al. 2015 [41] the two interventions (manual therapy + adjuvant physical exercises; manual therapy + non-specific exercises) were compared to two sham groups (sham manual therapy + adjuvant physical exercises; sham manual therapy + non-specific exercises). Haik and colleagues [42] investigated the effect of thoracic spine thrust manipulation on symptomatic and asymptomatic subjects, compared to sham thoracic spine thrust manipulation on respectively symptomatic and asymptomatic subjects. In Nansel and colleagues [43] two different techniques (upper cervical and lower cervical adjustment) were respectively compared to two



different sham therapies (sham upper cervical and sham lower cervical manipulation).

In Bialosky and colleagues [44] basic and enhanced sham therapy were used as a control for only one intervention on the same kind of population, it was considered as double because of the number of sham arms.

Based on the number of sham therapy arms, the total number (N) of the studies included in the review was, therefore, 315. The latter was used as N for the analysis of the EAs, whereas 311 studies were considered for describing the general characteristics of the studies.

All the results are reported in the tables, and only statistically significant results have been highlighted in the main text.

The included sample comprehended a number of different therapeutic approaches, descriptively: 77 studies investigated the effect of acupuncture (24.8%); 8 were relative to massage (2.6%); 2 to reiki (0.6%), 20 to reflexology (6.4%), 3 considered therapeutic touch (0.96%), 108 mobilisation (34.7%), 89 manipulation (28.6%) and 4 used a mixed-method approach (1.3%).

206 studies (66.2%) investigated symptomatic subjects, 104 studies (33.4%) included asymptomatic participants and 1 study (0.3%) included both symptomatic and non-symptomatic patients.

The global mean age for the participants in the studies was 37.4 years (Table 1).

As per methodological design, 264 (84.9%) trials used a parallel design and 47 (15.1%) used a crossover-design. The Chi-squared analysis showed a significant difference among therapies, with acupuncture and mobilisation choosing a parallel design more than the other therapies ($X^2 = 24.034.62$, $p = 0.001$). Additional details regarding the intervention and control arms are summarised in Supplementary Table S3, available online.

Of the 311 included trials, 86 (27.7%) declared to use a double-blind design, 112 studies (36.0%) were defined as single-blinded, and 113 studies (36.3%) did not define the type of blinding. The Chi-square analysis showed that significantly more mobilisation studies reported a double blind design, and manipulation not reporting the kind of blinding ($X^2 = 26.19$, $p = 0.02$).

Table 1 General characteristics of the population and methodological characteristics of the studies included in the review

	Acu	Mas	Rei	Ref	TT	Mob	Man	Mix	Total
<i>N</i> studies	77	8	2	20	3	108	89	4	311
sample size	6155	506	289	1192	105	4537	4221	303	17,308
mean age (years)	35.6	30.9	61.5	41.3	50.5	32.5	29.8	17	37.4
Male (%)	1609 (26.1)	424 (83.8)	8 (2.8)	314 (26.3)	29 (27.6)	1712 (37.7)	1772 (42.0)	185 (61.1)	6053 (35.0)
- Parallel	74	8	2	19	2	79	76	4	264
- Crossover	3	0	0	1	1	29	13	0	47
PROM (yes)	29	1	2	11	0	39	24	3	109
PROM (no)	35	4	0	7	1	40	47	1	135
PROM (both)	13	3	0	2	2	29	18	0	67
Operator dependent measurements (yes)	10	1	0	9	0	26	21	1	68
Operator dependent measurements (no)	65	6	2	7	1	71	63	3	218
Operator dependent measurements (both)	2	1	0	4	2	11	5	0	25
Blinding (double)	15	2	1	7	1	43	15	2	86
Blinding (single)	35	3	0	6	2	36	29	1	112
Blinding (not declared)	27	3	1	7	0	29	45	1	113
Source of enrolment (yes)	56	7	2	15	3	77	65	3	228
Source of enrolment (NR)	21	1	0	5	0	31	24	1	83

N Number, *Acu* Acupressure *Mas* Massage, *Rei* Reiki, *TTT* herapeutic Touch, *Mob* Mobilisation, *Man* Manipulation, *Mix* Mixed-Method, *NR* Not reported

109 (35.1%) studies utilised patient-reported outcomes (PROMs), 135 (43.4%) used exclusively outcomes measured using devices, 67 (21.5%) used both PROMs and instruments. 68 studies (21.9%) considered operator-dependent outcome measurements. In 218 studies (70.1%), the outcome was not operator dependent. In 25 studies (8.0%), both types of outcomes were assessed. The Chi-square analysis showed a significant difference among therapies ($X^2=37.578$, $p=0.006$), with therapeutic touch using mostly both types of outcome measurement, and reflexology choosing operator-dependent outcomes.

73.3% ($N=228$) of studies described the source of enrolment, whereas 83 (26.7%) studies did not give any information (Table 1).

Patients' EA

A total of 26 studies (8.3%) investigated patients' expectations about the treatment. The chi-squared analysis showed that massage and reiki investigated patients' expectations significantly more than the other categories ($X^2=46.296$, $p<0.0001$). In all 26 studies, patients' expectations between treatment and sham arms were homogeneous at the baseline.

The majority of studies (272/315, 86.4%) did not perform any blinding procedures. The Chi-Squared analysis showed a prevalence of acupressure not investigating the blinding and of manipulation performing a blinding procedure ($X^2=18.022$, $p=0.01$). Among the

43 studies that fulfilled the blinding process, 40 showed homogeneity between study arms, whereas the remaining 3 trials demonstrated heterogeneity ($X^2=31.837$, $p<0.001$).

The credibility of the provided treatment, according to patients, was not investigated in the majority of studies (291/315, 93.6%). In 23 studies, the credibility of the provided treatment according to patients, between treatment and sham arms was homogeneous, except for Bialosky et al. 2014 [45].

Patients' previous experiences with the investigated intervention were not reported by 76.8% of studies (242/315). Among the remaining 73, 68 studies (93.2%) included only patients who were naive to the investigated intervention, being therefore homogeneous at baseline. In the remaining 5 studies, participants had previous experiences with the given therapy. 4 of them were manipulation studies, hence determining a statistically significant difference among treatments ($X^2=11.012$, $p=0.05$). Furthermore, two out of five papers did not report whether the groups were homogeneous about this characteristic.

Regarding psychological features, 282/315 studies (89.5%) did not investigate the psychological features of patients. The Chi-squared analysis showed that massage, reflexology and therapeutic touch considered the psychological features of subjects significantly more than other categories ($X^2=31.916$, $p<0.0001$). In all remaining 33 studies, patients' psychological features between

treatment and sham arms were homogeneous at the baseline.

Regarding the reimbursement to patients, the quasi-totality of trials (306/315, 97.1%) did not declare whether reimbursement was issued. Therapeutic touch reported this information more than the other therapies ($X^2=48.136, p<0.0001$). The issued reimbursement was homogeneous among groups in all the studies that reported the information but Zeidabadinejad et al., where only the sham group was offered the real intervention after the trial's ending (Fig. 2).

The patient-related EAs score was 0/6 in 195 studies (61.9%), 1/6 in 83 studies (26.3%), 2/6 in 23 studies (7.3%), 3/6 in 9 studies (2.9%), 4/6 in 3 studies (0.9%), 5/6 in 2 studies (0.6%) (Table 2).

Context related EA

302/315studies (95.9%) reported the same frequency of session for different intervention groups. The quasi-totality of studies (300/315, 95.2%) reported a similar treatment period among groups.

The pre-treatment phase, intended as the protocolled process preceding the treatment (e.g., baseline measurements, preparation of the patient), was described as the same for both experimental and sham interventions in 255/315 studies (81.0%), 1 study (0.3%) used different

pre-treatment phases, and 59 studies (18.7%) did not report sufficient information to evaluate this specific EA, especially in reflexology ($X^2=26.19, p=0.02$).

308/315 studies (97.8%) reported adequate details to establish the similarity of the applied technique between experimental and sham arms. There is, however, a significant difference among therapies, with therapeutic touch describing the sham technique less than the other categories ($X^2=24.142, p<0.001$).

Concerning the areas of intervention, in 280/315 studies (88.9%) intervention and sham techniques targeted the same bodily regions and/or tissue; in 25/315 studies (7.9%) experimental and sham therapy were applied to different areas, and 10/315 studies (3.2%) did not report sufficient or clear information. The Chi-squared analysis showed that reiki and therapeutic touch gave less information than other MTs ($X^2=30.445, p0.007$).

In 212/315studies (67.39%) experimental and sham intervention had the same duration. 98/315 studies (31.1%) reported insufficient or unclear data, especially in manipulation studies ($X^2=108.43, p<0.0001$).

The post-treatment phase, intended as the process following the intervention (e.g., post-treatment measurements), was described as the same for both experimental and sham interventions in 196/315 studies

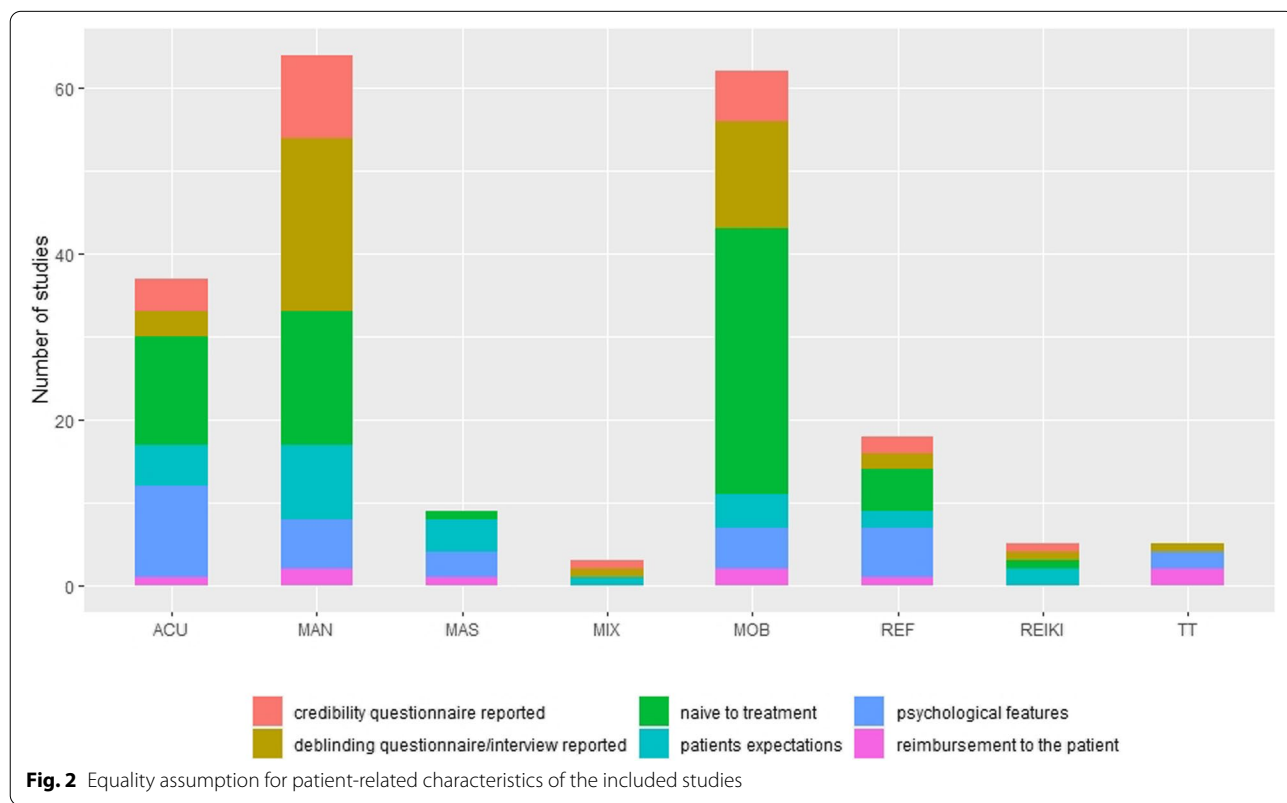


Fig. 2 Equality assumption for patient-related characteristics of the included studies

Table 2 Patient-related equality assumption score

	Acu (n = 77)	Mas (n = 8)	Rei (n = 2)	Ref (n = 20)	TT (n = 3)	Mob (n = 109)	Man (n = 92)	Mix (n = 4)	Total (n = 315)
0/6	54 (70.1%)	5 (62.5%)	0 (0%)	10 (50.0%)	0 (0%)	65 (56.6%)	58 (63.0%)	3 (75.0%)	195 (61.9%)
1/6	19 (24.7%)	2 (25.0%)	1 (50.0%)	7 (35.0%)	3 (100.0%)	34 (31.2%)	17 (18.5%)	0 (0%)	83 (26.4%)
2/6	1 (1.3%)	1 (12.5%)	1 (50.0%)	2 (10.0%)	0 (0%)	7 (6.4%)	11 (12.0%)	0 (0%)	23 (7.3%)
3/6	0 (0%)	0 (0%)	0 (0%)	1 (5.0%)	0 (0%)	2 (1.8%)	6 (6.5%)	0 (0%)	9 (2.9%)
4/6	1 (1.3%)	0 (0%)	0 (0%)	0 (0%)	0 (0%)	1 (0.9%)	0 (0%)	1 (25.0%)	3 (0.9%)
5/6	2 (2.6%)	0 (0%)	0 (0%)	0 (0%)	0 (0%)	0 (0%)	0 (0%)	0 (0%)	2 (0.6%)

Numbers in table are referred to the actual number of studies reporting the respective item

N Number, Acu Acupressure, Mas Massage, Rei Reiki, TT Therapeutic Touch, Mob Mobilisation, Man Manipulation, Mix Mixed-Method

No studies scored 6/6

(62.2%), 119/315 studies (37.8%) did not report sufficient information, mostly in reflexology ($X^2 = 17.61$, $p = 0.01$).

The setting for intervention was reported as the same among groups in 214/315 studies (67.9%).

The number of time points assessments was reported as the same among intervention and sham groups in all included trials.

In a total of 315 included studies, 242(76.8%) did not collect or report data on side effects after either sham or experimental intervention (Fig. 3).

The context-related EAs score was 4/10 in 6 studies (1.9%), 5/10 in 8 studies (2.5%), 6/10 in 28 studies (8.93%), 7/10 in 62 studies (19.7%), 8/10 in 109 studies (34.6%), 9/10 in 83 studies (26.3%), 10/10 in 19 studies (6.0%) (Table 3).

Practitioner related EA

As expected, the majority of the studies (242/315, 76.8%), declared how many practitioners delivered the different interventions, although 23.2% (73/315) underreported the numbers of operators involved.

Overlapping results were shown for the type of practitioner, where 78.4% (247/315) declared to have enrolled the same type of practitioner for experimental and sham interventions. The Chi-squared showed a significance for reiki, in which both studies used different types of practitioners for intervention and control groups ($X^2 = 249.23$, $p < 0.0001$).

Regarding the experience of practitioners 66.0% studies (208/315) reported unclear or no information; the 2 studies investigating the effect of reiki used practitioners with a different experience for intervention and control

groups, thus determining a statistical significance imbalance ($X^2 = 290.975$, $p < 0.0001$).

208/315 (66.0%) of the research included did not report whether or not practitioners were trained before the study, with a higher prevalence for mobilisation; whereas acupressure reported the practitioner training more than other categories ($X^2 = 74.084$, $p < 0.0001$).

The mean age of practitioners was not reported in 294/315 (93.3%) studies and the only 21 studies (6.7%) that reported the age of the person who intervened were the acupressure trials in which the patients performed a self-treatment, thus determining a statistical significance ($X^2 = 69.55$, $p < 0.001$).

Where the practitioners' gender is considered, 283/315 studies did not report it (89.8%). The remaining 32 trials reported the gender of the operator, with a prevalence of acupressure ($X^2 = 35.294$ $p < 0.001$). The 20 acupressure studies that reported the practitioners' gender performed a self-administered intervention (Fig. 4).

The practitioner-related EAs score was 0/6 in 28 studies (8.9%), 1/6 in 40 studies (12.7%), 2/6 in 88 studies (27.9%), 3/6 in 112 studies (35.6%), 4/6 in 27 studies (8.6%), 5/6 in 20 studies (6.3%), all of them were acupressure studies. No studies score 6/6 (Table 4).

Discussion

The present review aimed to systematically report the similarity of non-specific factors between experimental and placebo arms in mtRCTs. Our results showed that there is a general lack of patient- and practitioner-related EA reporting. In contrast, the context-related EA items are well described. Among the patients' characteristics analysed under the macro-area of patient-related EAs, patients' expectations are the most decisive

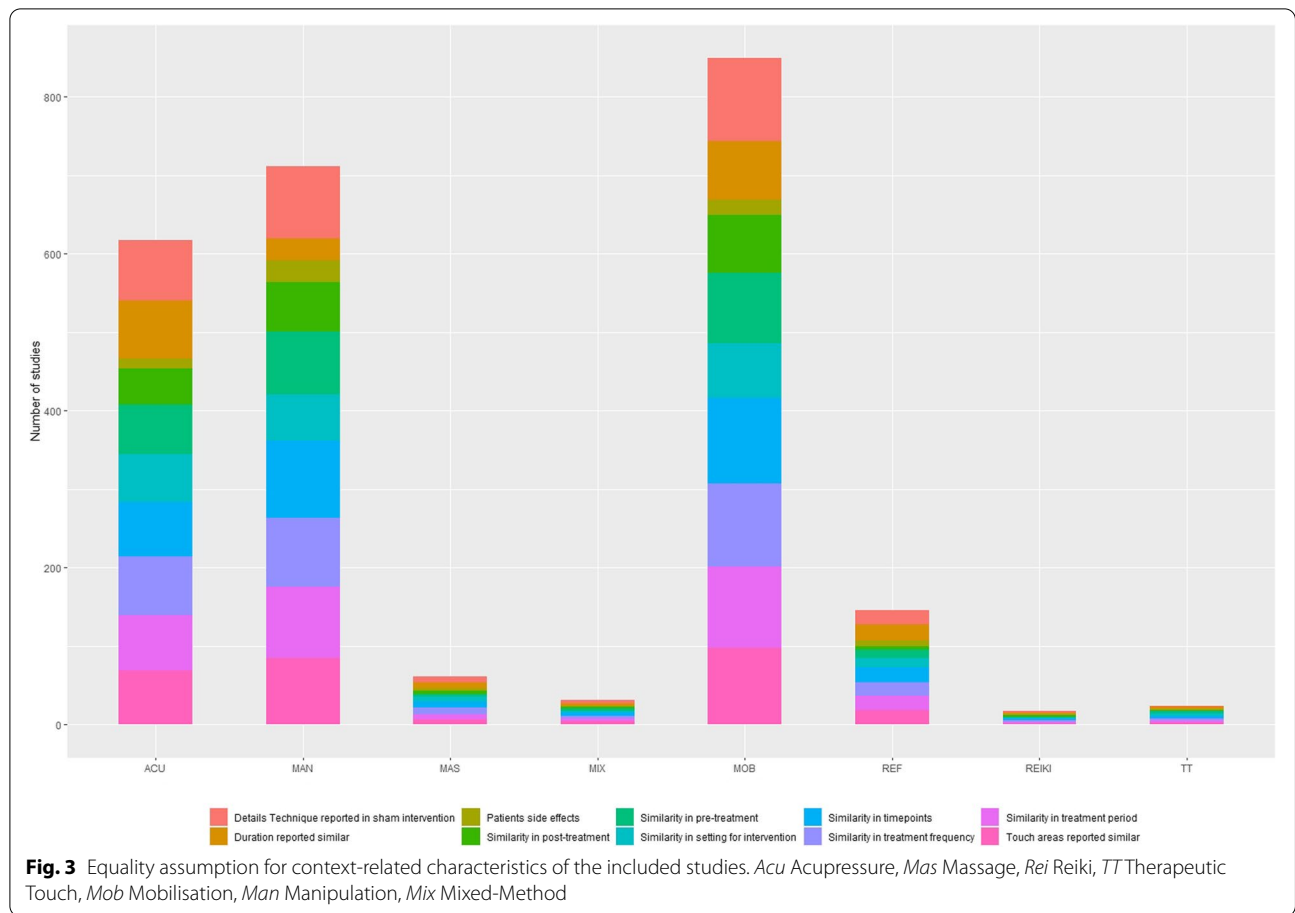


Table 3 Context-related equality assumption score

	Acu (n = 77)	Mas (n = 8)	Rei (n = 2)	Ref (n = 20)	TT (n = 3)	Mob (n = 109)	Man (n = 92)	Mix (n = 4)	Total (n = 315)
4/10	1 (1.3%)	0 (0%)	0 (0%)	1 (5.0%)	0 (0%)	1 (0.9%)	3 (3.3%)	0 (0%)	6 (1.9%)
5/10	2 (2.6%)	0 (0%)	0 (0%)	1 (5.0%)	0 (0%)	1 (0.9%)	3 (3.3%)	1 (25.0%)	8 (2.5%)
6/10	2 (2.6%)	1 (12.5%)	0 (0%)	2 (10.0%)	0 (0%)	14 (12.8%)	9 (9.8%)	0 (0%)	28 (8.9%)
7/10	16 (20.8%)	1 (12.5%)	0 (0%)	4 (20.0%)	1 (33.3%)	20 (18.3%)	20 (21.7%)	0 (0%)	62 (19.7%)
8/10	24 (31.2%)	4 (50.0%)	1 (50.0%)	6 (30.0%)	1 (33.3%)	40 (36.7%)	32 (34.8%)	1 (25.0%)	109 (34.6%)
9/10	25 (32.5%)	2 (25.0%)	1 (50.0%)	5 (25.0%)	0 (0%)	26 (22.0%)	22 (23.9%)	2 (50.0%)	83 (26.3%)
10/10	7 (9.1%)	0 (0%)	0 (0%)	1 (5.0%)	1 (33.3%)	7 (6.4%)	3 (3.3%)	0 (0%)	19 (6.0%)

No studies scored 0/10 to 3/10

Acu Acupressure, *Mas* Massage, *Rei* Reiki, *TT* Therapeutic Touch, *Mob* Mobilisation, *Man* Manipulation, *Mix* Mixed-Method

element [46, 47], Indeed, it has been demonstrated in physical therapy that expectation could influence clinical outcomes in patients suffering from musculoskeletal

pain, in particular neck pain [48], low back pain [45] and cumulative trauma disorders [49]. Despite the availability of expectancy questionnaires [50], the present findings

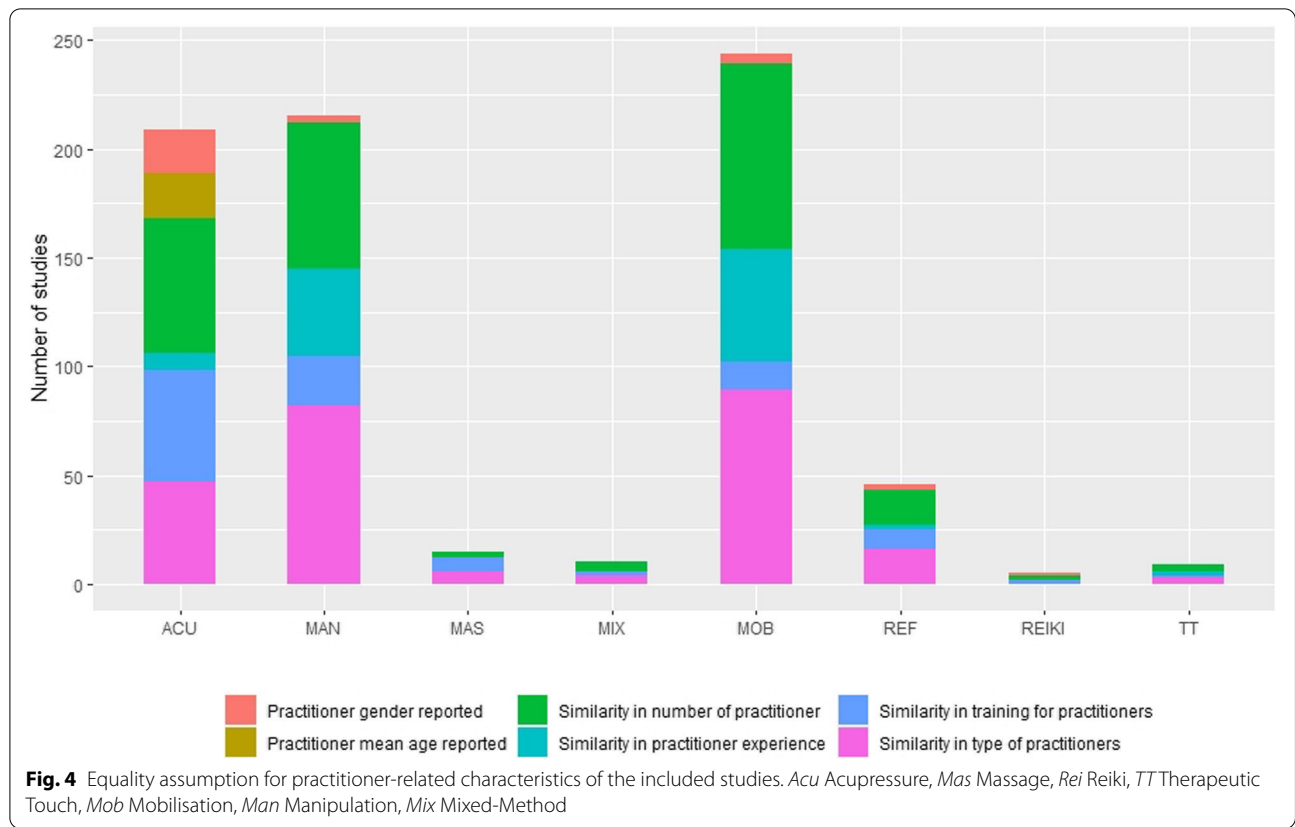


Table 4 Practitioner-related equality assumption score

	Acu (n = 77)	Mas (n = 8)	Rei (n = 2)	Ref (n = 20)	TT (n = 3)	Mob (n = 109)	Man (n = 92)	Mix (n = 4)	Total (n = 315)
0/6	10 (12.3%)	1 (12.5%)	0 (0%)	0 (0%)	0 (0%)	11 (10.2%)	6 (6.5%)	0 (0%)	28 (8.9%)
1/6	8 (10.4%)	2 (25.0%)	0 (0%)	5 (25.0%)	0 (0%)	12 (11.0%)	13 (14.1%)	0 (0%)	40 (12.7%)
2/6	12 (15.6%)	2 (25.0%)	1 (50.0%)	4 (30.0%)	0 (0%)	32 (29.4%)	35 (38.0%)	2 (50.0%)	88 (27.9%)
3/6	19 (24.7%)	2 (25.0%)	1 (50.0%)	11 (55.0%)	2 (66.7%)	47 (43.1%)	28 (30.4%)	2 (50.0%)	112 (35.6%)
4/6	10 (13.0%)	1 (12.5%)	0 (0%)	0 (0%)	1 (33.3%)	6 (5.5%)	9 (9.8%)	0 (0%)	27 (8.6%)
5/6	18 (23.4%)	0 (0%)	0 (0%)	0 (0%)	0 (0%)	1 (0.9%)	1 (1.1%)	0 (0%)	20 (6.3%)

Acu Acupressure, *Mas* Massage, *Rei* Reiki, *TT* Therapeutic Touch, *Mob* Mobilisation, *Man* Manipulation, *Mix* Mixed-Method

No studies scored 6/6

showed that expectancy effects had been considered in only 8.3% of the studies.

Previous experiences highly mediate expectancy in various ways: previous effective active treatments showed a higher likelihood to elicit placebo response [51, 52], whereas ineffective results attenuate them [53, 54], patients with more prolonged treatment exposure

showed more significant placebo or nocebo effect [53, 55]. Our results showed that 23% of the included studies investigated patients' previous experiences, but the quasi-totality enrolled naive participants. Naivety was often related to the investigated technique and/or therapy, but this could be insufficient to ensure similarity between groups. For example, a positive experience

with one form of manual therapy can trigger a placebo response when the subject is receiving another manual approach. Notably, generalisation seems to be a fundamental characteristic of conditioning where learning about a specific treatment cue can generalise to other similars [53]. Although there are no validated tools accurately assessing patients' previous experiences, the latter could be appraised through precise questions (e.g., "have you ever been treated with manual therapy?"; "if so, which one and what kind of experience did you have?").

However, some authors are currently challenging the importance of expectation and previous experiences in exerting the placebo effect, using the models of prediction and error processing and Bayesian brain: placebo effects appear to be strongly influenced by "what you do, and only secondarily, or not at all, by what you think" [56].

Although interesting, this new conceptual proposal is, as of today, only marginally relevant to the present review. Future developments of the theories and more consistent evidence could lead to an update of the suggestions for planning strategies to control for EAs.

According to the literature, treatment credibility is the measure by which patients believe the intervention to be able to modify illness [26, 57]. This, in turn, would affect their expectation [20] producing a definite functional improvement [58]. It has been found that the placebo response could depend more on patients' perception than on treatment effect [54, 59, 60]. The present review found that only 7.9% of the studies took this aspect into account. It is possible to control for treatment credibility through debinding procedures, already structured to control for the success of the blinding process [61]. Debinding procedures were used only by 13.6% of studies.

Another key feature of placebo response is represented by the patients' personality traits [62], both in pain [19, 54, 63, 64], and in non-pain paradigms [65, 66] (see Jaksis, et al., 2012 [67] and Darragh, et al., 2014 [65] for a comprehensive review on personality and placebo response). Our results showed that only 10.5% of studies accounted for the personality and psychological traits and state of participants, specifically massage, reflexology and therapeutic touch studies. This significant trend could be explained with a holistic mind-body perspective inherent in the respective disciplines, but also with a second consideration. These CAMs, being relatively new to the evidence-based paradigm, need to increase the level of clinical-based research to prove their effectiveness. We could speculate that researchers are more prone to control for factors that could impact the overall response to the therapy, to enhance the quality of trials. Given their importance in affecting the placebo

response, psychological traits should be investigated in all therapies. There are, indeed, several questionnaires regarding traits [68, 69] and mood [70, 71] that could be used at baseline to ensure a homogeneous distribution of patients.

The second macro-area regards the context-related EAs and includes all characteristics of the intervention surrounding patient and operator, going from where the intervention took place to how often, how long, when the outcomes were assessed, which body areas were targeted, and the possible side-effects following the intervention. Literature suggests that contextual stimuli [54, 72], associated environmental cues [73] and the context in general [74] are critical elements for the placebo response. Environment, architecture, and interior design could also modulate patients' outcome (see Testa and Rossetini, 2016 for details [74]). Treatments are therefore required to be administered in the same setting [5], also considering the influence of the conditions of the room (i.e. temperature, humidity) on several biological outcome measures.

In addition to the physical context, the operative context can be relevant in determining the effect of a given therapy. The operative context could be described as a ritual, that is a series of formal, repetitive acts or behaviours [32] occurring in association with the therapeutic act. Rituals are essential in eliciting the placebo effect [17, 75, 76] both before, during and after the session. It is worth noting that the simple measurement (i.e. blood pressure readings) can act as treatment [77, 78] and, therefore, a ritual can induce clinical effects.

Strong evidence supports these assumptions about context-related EAs; they are indeed included in the most common RCT guidelines (i.e., CONSORT), making them an already essential part of the study design. Our results showed in fact that the context-related EAs were generally considered more than EAs items relating to the patient and the practitioner. An exception is represented by the reporting of side effects, present only in 23.2% of studies. This prevents, in part, the ability to evaluate the similarity between groups. We could speculate that the presence of side effects could modify the placebo response in patients. For example, side effects could be interpreted as a signal to be part of the experimental treatment group (regardless if it is true or not), and so affect the outcomes.

The better reporting of context-related items seems in contrast with the results of a methodological review by Alvarez and colleagues, [23], that showed a lack of improvements in the methodology of MT trials comparing before and after the publication of CONSORT. With respect to the systematic review of Alvarez and colleagues [23], we analysed studies based on a conceptual

paradigm (equality assumption), and we only included studies with at least one sham manual control. Furthermore, there is a distinction between the type of review applied as per methodological vs systematic. The third and last macro-area concerns the role of the practitioner, which is essential for both specific and non-specific effects of therapy. The doctor has been called “a powerful therapeutic agent” and both a “practitioner effect” [79] and a “physiotherapist’s effect” have been estimated in patients with musculoskeletal disorders [74]. It has been argued that a placebo effect is a form of the therapeutic alliance [80], The therapeutic alliance, defined as a working relationship or a positive social connection between the patient and the therapist [81], is particularly relevant in manual therapies. Therapists could shape the placebo response in several ways. For example, the physician’s enthusiasm would result in a significantly higher effect on the patient response [77, 81], communication seems to have a crucial role in eliciting placebo response [72], patients’ perception of the operator’s expertise, professionalism and reputation is of significance in modifying clinical outcomes [74, 82, 83]. It is unclear whether age and gender of the treating practitioner can influence the placebo response [84]. It may, therefore, represent a confounding factor for the treatment effectiveness, when treatments are delivered by different therapists [85].

Our results showed that approximately 80% of the included studies reported the type and the number of operators; whereas their experience, training, gender and age were underreported. To ensure the practitioner-related EAs, it should be recommended that each operator performs the same number of treatments in both experimental and sham intervention; it is advisable to provide training for the practitioners, aimed not only at a homogeneous execution of experimental and sham techniques but also at defining verbal and nonverbal communication with the patient. A useful and valid tool to control for these variables in MT could be the TIDieR checklist [86], as suggested by Alvarez et al. [23].

Training in performing the sham technique is fundamental. The operator should pay attention to avoid any specificity in sham treatments. Sham procedures should be tailored to the therapeutic approach or technique it mimics, as some researchers have already done [30, 61].

86 studies declared to have a double-blind design, borrowing the expression from pharmacological research, in which “both sides” of treatment administration (i.e., patient and clinician) do not know whether the active principle is present in a given drug. On the contrary, in MT scenario, it is impossible to blind who administers the treatment. So, if a second person is blinded (e.g., data analyst, data collector, or outcome assessor) the expression “dual blind” should be preferred [87]).

There are many factors to consider when planning an mtRCT and a large number of tools available to do so. The evidence-based panorama is vast and can be dispersive, even more so in the absence of clear guidelines. It would be useful and efficient to unify the existing tools in a comprehensive, shared and specific checklist for MT. This would offer a structured step-by-step guide giving researchers the possibility to improve the areas that need adjustments, and thus increasing the likelihood of obtaining valid, generalisable and robust results.

Limitations

We acknowledge some limitations. Firstly, despite the effort to identify all relevant literature, the search strategy may have left out some studies. Secondly, we did not take into account some EA items that may influence the placebo response and should be taken into consideration when planning a sham therapy. Particularly the operators’ empathy [88], the characteristics of the interaction between operators and participants (both verbal [51] and nonverbal [31]) that can modify the patient perception of the therapy believability [44], including the eventual training of operator aimed at the style of rapport with the patient, and quality of patient-operator interaction [20, 26] through a satisfaction questionnaire. Finally, although a protocol similar to Cerritelli et al. [16] was followed, an a priori protocol for this methodological review has not been published.

Conclusions

This review showed a moderate quality in the reporting of context-related EA items, potentially because they are primarily included in pre-existent guidelines. In contrast, there is a general lack of attention to the patient- and practitioner- related EAs, that could be controlled through already existing tools. Poor planning and reporting might limit the robustness of the EA, and the validity of the evidence.

Abbreviations

EA: Equality assumption; MT: Manual therapy; RCT: Randomised controlled trials; mtRCT: Randomised controlled trials of manual therapy; CAMs: Complementary alternative medicines; PROMs: Patient-reported outcome measures; Acu: Acupressure; Mas: Massage; Rei: Reiki; TT: Therapeutic touch; Mob: Mobilisation; Man: Manipulation; Mix: Mixed-method; N: Number.

Supplementary Information

The online version contains supplementary material available at <https://doi.org/10.1186/s12874-022-01704-8>.

Additional file 1.

Acknowledgements

No funds were received for the study. The authors thank Prof. Jorge E. Esteves for his help in reviewing the manuscript.

Authors' contributions

G.D.A., F.C. conceived the design and coordinated the study. G.D.A., N.R, M.T., A.A., F.C. participated in the study, and drafted the manuscript. G.D.A., N.R, M.T., A.A., G.M., I.M. searched for the studies, collected and analyzed the data. F.C. was in charge of data management and analyzed the data. All authors read and approved the final manuscript.

Funding

This research received no specific grant from any funding agency in the public, commercial or not-for-profit sectors.

Availability of data and materials

The datasets used and/or analysed during the current study are available from the corresponding author on reasonable request.

Declarations

Ethics approval and consent to participate

Not applicable.

Consent for publication

Not applicable.

Competing interests

The authors declare that they have no competing interests.

Author details

¹Clinical-Based Human Research Department, Foundation C.O.M.E. Collaboration, 65121 Pescara, Italy. ²Centre Pour L'Etude, La Recherche Et La Diffusion Ostéopathiques "C.E.R.D.O.", 00199 Rome, Italy. ³Foundation C.O.M.E. Collaboration, National Centre Germany, 10825 Berlin, Germany. ⁴Department of Health Sciences, University of Milan, 20142 Milan, Italy. ⁵Research Department, SOMA, Istituto Osteopatia Milano, Milan, Italy. ⁶Fondazione Santa Lucia IRCCS, 00179 Rome, Italy.

Received: 21 April 2021 Accepted: 4 August 2022

Published online: 08 August 2022

References

- Gatterman MI, Hansen DT. Development of chiropractic nomenclature through consensus. *J Manipulative Physiol Ther.* 1994;17(5):302–9.
- Page MJ, Green S, Kramer S, Johnston RV, McBain B, Chau M, et al. Manual therapy and exercise for adhesive capsulitis (frozen shoulder). *Cochrane Musculoskeletal Group, curatore. Cochrane Database of Systematic Reviews [Internet].* 26 August 2014 [citato 20 July 2022]; Disponibile su: <https://doi.wiley.com/https://doi.org/10.1002/14651858.CD011275>
- Posadzki P, Lee MS, Ernst E. Osteopathic Manipulative Treatment for Pediatric Conditions: A Systematic Review. *Pediatrics.* 2013;132(1):140–52.
- Tassorelli C, Tramontano M, Berlangieri M, Schweiger V, D'Ippolito M, Palmerini V, et al. Assessing and treating primary headaches and cranio-facial pain in patients undergoing rehabilitation for neurological diseases. *J Headache Pain.* 2017;18(1):99.
- Bishop MD, Torres-Cueco R, Gay CW, Lluch-Girbés E, Beneciuk JM, Bialosky JE. What effect can manual therapy have on a patient's pain experience? *Pain Management.* 2015;5(6):455–64.
- Wang Q, Wang T, Qi X, Yao M, Cui X, Wang Y, et al. Manual Therapy for Hip Osteoarthritis: A Systematic Review and Meta-analysis. *Pain Physician.* 2015;18(6):E1005–1020.
- Smith AR. Manual Therapy: The Historical, Current, and Future Role in the Treatment of Pain. *Scientific World Journal.* 2007;7:109–20.
- Herrington CJ, Chiodo LM. Human Touch Effectively and Safely Reduces Pain in the Newborn Intensive Care Unit. *Pain Manag Nurs.* 2014;15(1):107–15.
- McGlone F, Cerritelli F, Walker S, Esteves J. The role of gentle touch in perinatal osteopathic manual therapy. *Neurosci Biobehav Rev.* 2017;72:1–9.
- Sherman KJ, Dixon MW, Thompson D, Cherkin DC. Development of a taxonomy to describe massage treatments for musculoskeletal pain. *BMC Complement Altern Med.* 2006;6(1):24.
- Attali TV, Bouchoucha M, Benamouzig R. Treatment of refractory irritable bowel syndrome with visceral osteopathy: Short-term and long-term results of a randomized trial: Visceral osteopathy & IBS. *J Dig Dis.* 2013;14(12):654–61.
- Paris SV. A History of Manipulative Therapy Through the Ages and Up to the Current Controversy in the United States. *Journal of Manual & Manipulative Therapy.* 2000;8(2):66–77.
- Pettman E. A History of Manipulative Therapy. *Journal of Manual & Manipulative Therapy.* 2007;15(3):165–74.
- Tramontano M, Martino Cinnera A, Petracca M, Gaeta A, Tamburella F, Audouard M, et al. Outpatient Satisfaction With Osteopathic Manipulative Treatment in a Hospital Center: A Survey. *Altern Ther Health Med.* 2018;24(5):18–24.
- Henley CE, Wilson TE. Use of Beat-to-Beat Cardiovascular Variability Data to Determine the Validity of Sham Therapy as the Placebo Control in Osteopathic Manipulative Medicine Research. *Journal of Osteopathic Medicine.* 2014;114(1):860–6.
- Cerritelli F, Verzella M, Cicchitti L, D'Alessandro G, Vanacore N. The paradox of sham therapy and placebo effect in osteopathy: A systematic review. *Medicine.* 2016;95(35): e4728.
- Bishop FL, Jacobson EE, Shaw JR, Kaptchuk TJ. Scientific tools, fake treatments, or triggers for psychological healing: How clinical trial participants conceptualise placebos. *Soc Sci Med.* 2012;74(5):767–74.
- Miller FG, Colloca L, Kaptchuk TJ. The Placebo Effect: Illness and Interpersonal Healing. *Perspect Biol Med.* 2009;52(4):518–39.
- Sullivan MD. Placebo Controls and Epistemic Control in Orthodox Medicine. *Journal of Medicine and Philosophy.* 1993;18(2):213–31.
- Haller H, Ostermann T, Lauche R, Cramer H, Dobos G. Credibility of a comparative sham control intervention for Craniosacral Therapy in patients with chronic neck pain. *Complement Ther Med.* 2014;22(6):1053–9.
- Hróbjartsson A, Gøtzsche PC. Placebo interventions for all clinical conditions. *Cochrane Consumers and Communication Group, curatore. Cochrane Database of Systematic Reviews [Internet].* 20 January 2010 [citato 20 July 2022]; Disponibile su: <https://doi.wiley.com/https://doi.org/10.1002/14651858.CD003974.pub3>
- Beauvais F. Possible contribution of quantum-like correlations to the placebo effect: consequences on blind trials. *Theor Biol Med Model.* 2017;14(1):12.
- Alvarez G, Solà I, Sitjà-Rabert M, Fort-Vanmeerhaeghe A, Gich I, Fernández C, et al. A methodological review revealed that reporting of trials in manual therapy has not improved over time. *J Clin Epidemiol.* 2020;121:32–44.
- Licciardone JC, Russo DP. Blinding protocols, treatment credibility, and expectancy: methodologic issues in clinical trials of osteopathic manipulative treatment. *J Am Osteopath Assoc.* 2006;106(8):457–63.
- Cocksedge S, George B, Renwick S, Chew-Graham CA. Touch in primary care consultations: qualitative investigation of doctors' and patients' perceptions. *Br J Gen Pract.* 2013;63(609):e283–290.
- Rogers FJ. Advancing a traditional view of osteopathic medicine through clinical practice. *J Am Osteopath Assoc.* 2005;105(5):255–9.
- Di Blasi Z, Kaptchuk TJ, Weinman J, Kleijnen J. Informing participants of allocation to placebo at trial closure: postal survey. *BMJ.* 2002;325(7376):1329.
- Castelnuovo G, Giusti EM, Manzoni GM, Saviola D, Gabrielli S, Lacerenza M, et al. What Is the Role of the Placebo Effect for Pain Relief in Neurorehabilitation? Clinical Implications From the Italian Consensus Conference on Pain in Neurorehabilitation. *Front Neurol.* 2018;9:310.
- Annoni M, Boniolo G. Learning by Difference: Placebo Effects and Specific Efficacy in Pharmacological RCTs. In: LaCaze A, Osimani B, curatori. *Uncertainty in Pharmacology [Internet]. Cham: Springer International Publishing; 2020 [citato 20 July 2022].* pag. 211–30. (Boston Studies in the Philosophy and History of Science; vol. 338). Disponibile su: http://link.springer.com/https://doi.org/10.1007/978-3-030-29179-2_10
- De Craen AJM, Kaptchuk TJ, Tijssen JGP, Kleijnen J. Placebos and placebo effects in medicine: historical overview. *J R Soc Med.* 1999;92(10):511–5.

31. Kaptchuk TJ. Placebo studies and ritual theory: a comparative analysis of Navajo, acupuncture and biomedical healing. *Phil Trans R Soc B*. 2011;366(1572):1849–58.
32. Machado L a. C, Kamper SJ, Herbert RD, Maher CG, McAuley JH. Imperfect placebos are common in low back pain trials: a systematic review of the literature. *Eur Spine J*. 2008;17(7):889–904.
33. Michener LA, Kardouni JR, Sousa CO, Ely JM. Validation of a sham comparator for thoracic spinal manipulation in patients with shoulder pain. *Man Ther*. 2015;20(1):171–5.
34. Puhl AA, Reinhart CJ, Rok ER, Injeyan HS. An examination of the observed placebo effect associated with the treatment of low back pain - a systematic review. *Pain Res Manag*. 2011;16(1):45–52.
35. Moher D, Hopewell S, Schulz KF, Montori V, Gotzsche PC, Devereaux PJ, et al. CONSORT 2010 Explanation and Elaboration: updated guidelines for reporting parallel group randomised trials. *BMJ*. 2010;340(mar23 1):c869–c869.
36. Page MJ, McKenzie JE, Bossuyt PM, Boutron I, Hoffmann TC, Mulrow CD, et al. The PRISMA 2020 statement: an updated guideline for reporting systematic reviews. *BMJ*. 2021;372:n71.
37. Grégoire G, Derderian F, Le Lorier J. Selecting the language of the publications included in a meta-analysis: is there a Tower of Babel bias? *J Clin Epidemiol*. 1995;48(1):159–63.
38. Farrell JP, Jensen GM. Manual therapy: a critical assessment of role in the profession of physical therapy. *Phys Ther*. 1992;72(12):843–52.
39. Simmonds N, Miller P, Gemmell H. A theoretical framework for the role of fascia in manual therapy. *J Bodyw Mov Ther*. 2012;16(1):83–93.
40. Coulter ID, Crawford C, Hurwitz EL, Vernon H, Khorsan R, Suttrop Booth M, et al. Manipulation and mobilization for treating chronic low back pain: a systematic review and meta-analysis. *Spine J*. 2018;18(5):866–79.
41. Geisser ME, Wiggert EA, Haig AJ, Colwell MO. A randomized, controlled trial of manual therapy and specific adjuvant exercise for chronic low back pain. *Clin J Pain*. 2005;21(6):463–70.
42. Haik MN, Albuquerque-Sendin F, Silva CZ, Siqueira-Junior AL, Ribeiro IL, Camargo PR. Scapular kinematics pre- and post-thoracic thrust manipulation in individuals with and without shoulder impingement symptoms: a randomized controlled study. *J Orthop Sports Phys Ther*. 2014;44(7):475–87.
43. Nansel DD, Waldorf T, Cooperstein R. Effect of cervical spinal adjustments on lumbar paraspinal muscle tone: evidence for facilitation of intersegmental tonic neck reflexes. *J Manipulative Physiol Ther*. 1993;16(2):91–5.
44. Bialosky JE, George SZ, Horn ME, Price DD, Staud R, Robinson ME. Spinal manipulative therapy-specific changes in pain sensitivity in individuals with low back pain (NCT01168999). *J Pain*. 2014;15(2):136–48.
45. Kalaoukalani D, Cherkn DC, Sherman KJ, Koepsell TD, Deyo RA. Lessons from a trial of acupuncture and massage for low back pain: patient expectations and treatment effects. *Spine*. 2001;26(13):1418–24.
46. Benedetti F. Mechanisms of placebo and placebo-related effects across diseases and treatments. *Annu Rev Pharmacol Toxicol*. 2008;48:33–60.
47. Finniss DG, Kaptchuk TJ, Miller F, Benedetti F. Biological, clinical, and ethical advances of placebo effects. *Lancet*. 2010;375(9715):686–95.
48. Groeneweg R, Haanstra T, Bolman CAW, Oostendorp RAB, van Tulder MW, Ostelo RWJG. Treatment success in neck pain: The added predictive value of psychosocial variables in addition to clinical variables. *Scand J Pain*. 2017;14:44–52.
49. Waylett-Rendall J, Niemeyer LO. Exploratory analysis to identify factors impacting return-to-work outcomes in cases of cumulative trauma disorder. *J Hand Ther*. 2004;17(1):50–7.
50. Devilly GJ, Borkovec TD. Psychometric properties of the credibility/expectancy questionnaire. *J Behav Ther Exp Psychiatry*. 2000;31(2):73–86.
51. Aigner C, Svanum S. Motivation and expectancy influences in placebo responding: the mediating role of attention. *Int J Psychol*. 2014;49(6):488–97.
52. Colloca L, Miller FG. The nocebo effect and its relevance for clinical practice. *Psychosom Med*. 2011;73(7):598–603.
53. Bingel U, Colloca L, Vase L. Mechanisms and clinical implications of the placebo effect: is there a potential for the elderly? A mini-review *Gerontol*. 2011;57(4):354–63.
54. Colagiuri B, Schenk LA, Kessler MD, Dorsey SG, Colloca L. The placebo effect: From concepts to genes. *Neuroscience*. 2015;29(307):171–90.
55. Colloca L, Petrovic P, Wager TD, Ingvar M, Benedetti F. How the number of learning trials affects placebo and nocebo responses. *Pain*. 2010;151(2):430–9.
56. Kaptchuk TJ. Open-Label Placebo: Reflections on a Research Agenda. *Perspect Biol Med*. 2018;61(3):311–34.
57. Kazdin AE. Imagery elaboration and self-efficacy in the covert modeling treatment of unassertive behavior. *J Consult Clin Psychol*. 1979;47(4):725–33.
58. Smeets RJEM, Beelen S, Goossens MEJB, Schouten EGW, Knottnerus JA, Vlaeyen JWS. Treatment expectancy and credibility are associated with the outcome of both physical and cognitive-behavioral treatment in chronic low back pain. *Clin J Pain*. 2008;24(4):305–15.
59. Benedetti F. The importance of considering the effects of perceived group assignment in placebo-controlled trials. *Eval Health Prof*. 2005;28(1):5–6.
60. McRae C, Cherin E, Yamazaki TG, Diem G, Vo AH, Russell D, et al. Effects of perceived treatment on quality of life and medical outcomes in a double-blind placebo surgery trial. *Arch Gen Psychiatry*. 2004;61(4):412–20.
61. Chaibi A, Šaltytė Benth J, Bjørn RM. Validation of Placebo in a Manual Therapy Randomized Controlled Trial. *Sci Rep*. 2015;5(1):11774.
62. Požgain I, Požgain Z, Degmečić D. Placebo and nocebo effect: a mini-review. *Psychiatr Danub*. 2014;26(2):100–7.
63. Geers AL, Wellman JA, Fowler SL, Rasinski HM, Helfer SG. Placebo expectations and the detection of somatic information. *J Behav Med*. 2011;34(3):208–17.
64. Morton DL, Watson A, El-Dereby W, Jones AKP. Reproducibility of placebo analgesia: Effect of dispositional optimism. *Pain*. 2009;146(1–2):194–8.
65. Darragh M, Yow B, Kieser A, Booth RJ, Kydd RR, Considine NS. A take-home placebo treatment can reduce stress, anxiety and symptoms of depression in a non-patient population. *Aust N Z J Psychiatry*. 2016;50(9):858–65.
66. Owens JE, Menard M. The quantification of placebo effects within a general model of health care outcomes. *J Altern Complement Med*. 2011;17(9):817–21.
67. Jakšić N, Aukst-Margetić B, Jakovljević M. Does personality play a relevant role in the placebo effect? *Psychiatr Danub*. 2013;25(1):17–23.
68. Ramanaiah NV, Franzen M, Schill T. A psychometric study of the State-Trait Anxiety Inventory. *J Pers Assess*. 1983;47(5):531–5.
69. Zuckerman M, Kuhlman DM, Joireman J, Teta P, et al. A comparison of three structural models for personality: The Big Three, the Big Five, and the Alternative Five. *J Pers Soc Psychol*. 1993;65(4):757–68.
70. Esbensen AJ, Rojahn J, Aman MG, Ruedrich S. Reliability and validity of an assessment instrument for anxiety, depression, and mood among individuals with mental retardation. *J Autism Dev Disord*. 2003;33(6):617–29.
71. Watson D, Clark LA, Tellegen A. Development and validation of brief measures of positive and negative affect: the PANAS scales. *J Pers Soc Psychol*. 1988;54(6):1063–70.
72. Carlino E, Benedetti F. Different contexts, different pains, different experiences. *Neuroscience*. 2016;3(338):19–26.
73. Brim RL, Miller FG. The potential benefit of the placebo effect in sham-controlled trials: implications for risk-benefit assessments and informed consent. *J Med Ethics*. 2013;39(11):703–7.
74. Testa M, Rossetini G. Enhance placebo, avoid nocebo: How contextual factors affect physiotherapy outcomes. *Man Ther*. 2016;24:65–74.
75. Faria V, Fredrikson M, Furmark T. Imaging the placebo response: a neuro-functional review. *Eur Neuropsychopharmacol*. 2008;18(7):473–85.
76. Murray D, Stoessl AJ. Mechanisms and therapeutic implications of the placebo effect in neurological and psychiatric conditions. *Pharmacol Ther*. 2013;140(3):306–18.
77. Benedetti F, Carlino E, Piedimonte A. Increasing uncertainty in CNS clinical trials: the role of placebo, nocebo, and Hawthorne effects. *Lancet Neurol*. 2016;15(7):736–47.
78. Moerman DE. Cultural Variations in the Placebo Effect: Ulcers, Anxiety, and Blood Pressure. *Med Anthropol Q*. 2000;14(1):51–72.
79. Lewis M, Morley S, van der Windt DAWM, Hay E, Jellema P, Dziedzic K, et al. Measuring practitioner/therapist effects in randomised trials of low back pain and neck pain interventions in primary care settings. *Eur J Pain*. 2010;14(10):1033–9.
80. Miciak M, Gross DP, Joyce A. A review of the psychotherapeutic «common factors» model and its application in physical therapy: the need to

consider general effects in physical therapy practice. *Scand J Caring Sci.* 2012;26(2):394–403.

81. Fuentes J, Armijo-Olivo S, Funabashi M, Miciak M, Dick B, Warren S, et al. Enhanced therapeutic alliance modulates pain intensity and muscle pain sensitivity in patients with chronic low back pain: an experimental controlled study. *Phys Ther.* 2014;94(4):477–89.
82. Hush JM, Cameron K, Mackey M. Patient satisfaction with musculoskeletal physical therapy care: a systematic review. *Phys Ther.* 2011;91(1):25–36.
83. O’Keeffe M, Cullinane P, Hurley J, Leahy I, Bunzli S, O’Sullivan PB, et al. What Influences Patient-Therapist Interactions in Musculoskeletal Physical Therapy? Qualitative Systematic Review and Meta-Synthesis. *Phys Ther.* 2016;96(5):609–22.
84. Daniali H, Flaten MA. A Qualitative Systematic Review of Effects of Provider Characteristics and Nonverbal Behavior on Pain, and Placebo and Nocebo Effects. *Front Psychiatry.* 2019;10:242.
85. Wampold BE, Minami T, Tierney SC, Baskin TW, Bhati KS. The placebo is powerful: estimating placebo effects in medicine and psychotherapy from randomized clinical trials. *J Clin Psychol.* 2005;61(7):835–54.
86. Hoffmann TC, Glasziou PP, Boutron I, Milne R, Perera R, Moher D, et al. Better reporting of interventions: template for intervention description and replication (TIDieR) checklist and guide. *BMJ.* 2014;348(mar07 3):g1687–g1687.
87. Caspi O, Millen C, Sechrest L. Integrity and research: introducing the concept of dual blindness. how blind are double-blind clinical trials in alternative medicine? *J Altern Complement Med.* 2000;6(6):493–8.
88. Acquati A, Uberti S, Aquino A, Cerasetti E, Castagna C, Rovere-Querini P, et al. Do empathic osteopaths achieve better clinical results? An observational feasibility study. *International Journal of Osteopathic Medicine.* 2019;32:2–6.

Publisher’s Note

Springer Nature remains neutral with regard to jurisdictional claims in published maps and institutional affiliations.

Ready to submit your research? Choose BMC and benefit from:

- fast, convenient online submission
- thorough peer review by experienced researchers in your field
- rapid publication on acceptance
- support for research data, including large and complex data types
- gold Open Access which fosters wider collaboration and increased citations
- maximum visibility for your research: over 100M website views per year

At BMC, research is always in progress.

Learn more biomedcentral.com/submissions

