

RESEARCH ARTICLE

A domestic plant differs from its wild relative along multiple axes of within-plant trait variability and diversity

Moria L. Robinson^{1,2,3}  | Anthony L. Schillmiller⁴  | William C. Wetzel^{1,2,3,5,6} 

¹Department of Entomology, Michigan State University, East Lansing, Michigan, USA

²Kellogg Biological Station, Michigan State University, East Lansing, Michigan, USA

³Ecology, Evolution, and Behavior Program, Michigan State University, East Lansing, Michigan, USA

⁴Mass Spectrometry and Metabolomics Core, Michigan State University, East Lansing, Michigan, USA

⁵Department of Integrative Biology, Michigan State University, East Lansing, Michigan, USA

⁶AgBioResearch, Michigan State University, East Lansing, Michigan, USA

Correspondence

Moria L. Robinson, Michigan State University, CIPS Building Room 205, 578 Wilson Rd, East Lansing, MI 48824, USA. Email: moria.robinson@gmail.com

Funding information

National Institute of Food and Agriculture, Grant/Award Number: 12432349

Abstract

For 10,000 years humans have altered plant traits through domestication and ongoing crop improvement, shaping plant form and function in agroecosystems. To date, studies have focused on how these processes shape whole-plant or average traits; however, plants also have characteristic levels of trait variability among their repeated parts, which can be heritable and mediate critical ecological interactions. Here, we examine an underappreciated scale of trait variation—among leaves, within plants—that may have changed through the process of domestication and improvement. Variability at this scale may itself be a target of selection, or be shaped as a by-product of the domestication process. We explore how levels of among-leaf trait variability differ between cultivars and wild relatives of alfalfa (*Medicago sativa*), a key forage crop with a 7,000-year domestication history. We grew individual plants from 30 wild populations and 30 cultivars, and quantified variability in a broad suite of physical, nutritive, and chemical leaf traits, including measures of chemical dissimilarity (beta diversity) among leaves within each plant. We find that trait variability has changed over the course of domestication, with effects often larger than changes in trait means. Domestic alfalfa had elevated among-leaf variability in SLA, trichomes, and C:N; increased diversity in defensive compounds; and reduced variability in phytochemical composition. We also elucidate fundamental relationships between trait means and variability, and between overall production of secondary metabolites and patterns of chemical diversity. We conclude that within-plant variability is an overlooked dimension of trait diversity in a globally critical agricultural crop. Trait variability is actually higher in cultivated plants compared to wild progenitors for multiple nutritive, physical, and chemical traits, highlighting a scale of variation that may mitigate loss of trait diversity at other scales in alfalfa agroecosystems, and in other crops with similar histories of domestication and improvement.

KEYWORDS

agroecology, chemical diversity, intra-individual trait variability, *Medicago sativa*, plant domestication

TAXONOMY CLASSIFICATION

Agroecology

This is an open access article under the terms of the Creative Commons Attribution License, which permits use, distribution and reproduction in any medium, provided the original work is properly cited.

© 2022 The Authors. *Ecology and Evolution* published by John Wiley & Sons Ltd.

1 | INTRODUCTION

Humans exert powerful evolutionary forces on the plants we grow. Compared to wild relatives, modern plant cultivars may grow faster or larger, follow altered life histories, and differ in physical, nutritive, and chemical traits (Evans, 1996; Koziol et al., 2012; Meyer et al., 2012; Whitehead et al., 2017). Understanding these trait differences is vital to human health and agroecological management (Wood et al., 2015). To date, most studies of plant traits in domesticated cultivars have focused on trait means, such as mean nutritive or defensive content of fruits or leaves. However, this obscures a fundamental dimension of the plant phenotype: the level of trait *variability* among plant repeated structures. While this intra-individual variability is often dismissed as noise, studies in wild plants suggest it may be a key scale of diversity: it is often greater than variability among individuals and influences critical biotic interactions including herbivory and pollination (Herrera, 2009; Pearse et al., 2018; Wetzel et al., 2016). Moreover, recent work finds that within-plant variability can be heritable and controlled by loci independent of those shaping trait means (Brujning et al., 2020), or shaped by processes common during domestication and improvement—such as inbreeding, polyploidization, or hybridization (Albarrán-Lara et al., 2010; Klingenberg, 2003; Sherry & Lord, 1996)—suggesting that variability *per se* may be a common, yet overlooked aspect of modern plant cultivars. Indeed, differences in trait variability between crops and wild plants could represent yet another scale of agroecological biodiversity loss—or constitute an underappreciated scale of trait diversity that could be used to enhance ecosystem services (Wood et al., 2015).

Domestic plants could have greater or lesser levels of trait variability compared to wild progenitors due an array of mechanisms, and as either a by-product of selection on other plant traits or as a direct target of crop improvement. Fixed relationships between trait means and variances, often positive (Herrera, 2009; Nakagawa & Schielzeth, 2012), could cause selection on traits means to indirectly change variability. This phenomenon could make selection for higher average nutrient content lead to an increase in nutrient variability among leaves, a surprising side effect of crop improvement. Similarly, relationships between the concentration and richness of phytochemicals (Wetzel & Whitehead, 2019) suggest that selection on overall phytochemical production could indirectly change phytochemical diversity within and among leaves. Selection on whole-plant traits, such as growth, could indirectly alter the range of traits achieved across tissue ontogeny (Fiorani et al., 2000) or increase developmental instability and trait “noise” as leaves mature (Arendt, 1997). Such developmental instability, and subsequent effects on levels of trait variation among plant tissues, could also increase with hybridization (Albarrán-Lara et al., 2010; Møller & Shykoff, 1999; Veličković & Stanković, 2005)—a common part of the domestication and improvement process (but see Gardner, 1995; Waldmann, 1999). In contrast, genome duplication, another common feature of domesticated plants (Ramanna & Jacobsen, 2003; Salman-Minkov et al., 2016), has been found to buffer and minimize stochastic gene

expression (Cook et al., 1998; Klingenberg, 2003; Soltani et al., 2016). Alternatively, variability could be under direct selection; humans may have favored homogeneity within plants, which could facilitate harvesting and marketability (Liu et al., 2005), or favored cultivars with greater variability—regardless of the underlying mechanism—if it deterred agricultural pests (Pearse et al., 2018; Wetzel et al., 2016), promoted less costly patterns of herbivory (Mauricio et al., 1993), or allowed plants to cope with novel agricultural environments via enhanced phenotypic plasticity (Grossman & Rice, 2012) or adaptive noise (Viney & Reece, 2013) among tissues.

Despite the many mechanisms that could change within-plant trait variability over the course of domestication, we lack a basic understanding of the presence, strength, or direction of changes in variability, as well as their relation to trait means and tissue ontogeny. Such an understanding could advance agricultural sustainability by informing new ways to use trait diversity for management—a key focus of agroecology (Wood et al., 2015)—at a scale of critical but often overlooked importance to ecological interactions (Real, 1981; Suomela & Ayres, 1994). Indeed, variability *per se* can reduce herbivore performance for traits that are both costly or beneficial in terms of their mean (Pearse et al., 2018; Wetzel et al., 2016), and can even supersede the mean as a driver of ecological interactions (Caraco & Lima, 1985). To date, fine-scale trait variability has been shown to influence performance of herbivores (Pearse et al., 2018; Wetzel et al., 2016) and levels of costly damage to plants (Suomela & Ayres, 1994), inhibit pathogen spread (Zhu et al., 2000) and alter pollination (Herrera, 2009; Real, 1981). Therefore, the goal of this work is to explore whether within-plant trait variability differs between domestic plants and their wild progenitors, and to compare the magnitude of change in variability to that of accompanying trait means. By documenting patterns of among-leaf variability across a broad suite of plant functional traits, our goal is to highlight variability *per se* as an important axis of the domesticated plant phenotype, and encourage future work into the mechanistic basis and ecological consequences of trait variation at this scale in this and other crop systems.

To achieve this goal, we compare levels of within-plant trait variability between modern cultivars and wild relatives of alfalfa (*Medicago sativa*), a key forage crop with an 7,000-year domestication history (Muller et al., 2003) that is consumed by abundant and diverse insect herbivores (Jonsen & Fahrig, 1997; Pimentel & Wheeler, 1973) (Figure 1). For domestic and wild plant individuals, we characterized levels of among-leaf trait variability as well as among-leaf trait means for a range of traits that mediate plant quality and resistance to herbivores (Figure 2; Figure S1.1). To characterize within-plant trait variability, we quantified the standard deviation of multiple nutritive, physical, and chemical traits and the beta diversity of phytochemical composition among leaves within each alfalfa plant. To describe within-plant trait means, we measured the corresponding among-leaf averages of nutritive, physical, and chemical traits, as well as pooled chemical diversity among leaves (gamma diversity) (Wetzel & Whitehead, 2019). Next, because foraging herbivores may mix their diets among leaf ages (Moreau et al., 2003) or specialize on leaves of particular



FIGURE 1 Images of study system, *Medicago sativa* (alfalfa). *M. sativa* is cultivated across the globe, and has the longest domestication history of any forage crop. *M. sativa* also supports diverse communities of generalist and specialist herbivore species, which can cause high levels of damage in alfalfa agroecosystems. As in many plant–herbivore systems, some alfalfa herbivores specialize on leaves of particular age classes (e.g., the alfalfa weevil, *Hypera postica*, which is a young-leaf specialist; not shown), while other, more generalized species consume leaves of various ages within plants (e.g., *Colias eurytheme*, Lepidoptera; pictured right). Thus, herbivores will experience among-leaf trait means, and corresponding levels of among-leaf trait variability, within or among the leaf age classes they exploit. In the present study, we examine leaf traits from this multiscale perspective to understand whether among-leaf trait variability has changed with domestication, and whether these effects are shaped by leaf age, or pervasive within leaf age classes

developmental stages (Blüthgen & Metzner, 2007; Coley, 1980), leaf trait means and variability will be relevant at different scales for different herbivores. Thus, we quantified trait means and trait variability using a multiscale approach: first, we quantified the among-leaf trait average and variability for a subsample of leaves across leaf ontogenetic stages. Physical, nutritive, and defensive traits at this scale reflect the experience of herbivores who forage more indiscriminately among leaf ages, encountering the full range of trait values encompassed throughout leaf expansion. Second, we quantified mean and variability within three categories of leaf expansion, reflecting foraging behavior of different herbivore species: many specialized herbivores consume only young expanding leaves (Coley, 1980), while many generalist herbivores species prefer expanded and mature leaves (Blüthgen & Metzner, 2007). In sum, understanding whether differences in among-leaf variability persist both across and within leaf stages will inform our understanding of domestication effects on different herbivore species. This multiscale approach can also reveal whether domestication effects are magnified in certain stages of leaf development, as could be predicted if domestication has favored plants with increased plasticity (Grossman & Rice, 2012), which may in turn be greater in certain leaf ages more than others (Niinemets, 2016).

Specifically, we add among-leaf trait variability to our understanding of domestication selection by asking (i) How does intra-individual, among-leaf trait variability change with domestication in a key forage crop? (ii) Can changes in trait variability be explained by trait means, or are they an independent feature of the domesticated phenotype? (iii) To what degree do domestication effects on trait

variability reflect change to leaf ontogenetic trajectories, versus pervasive shifts within age classes?

2 | MATERIALS AND METHODS

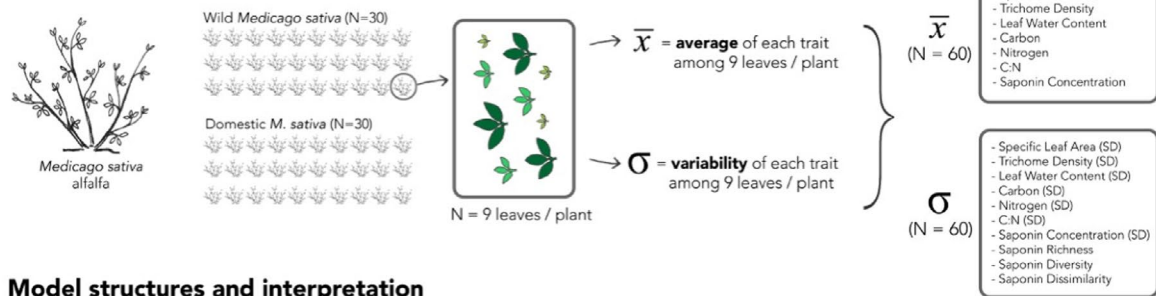
2.1 | Plant and population selection

Alfalfa (*Medicago sativa*) is grown across the globe for forage (Barnes, 1980), and is consumed by a variety of insect herbivores (Jonsen & Fahrig, 1997; Pimentel & Wheeler, 1973). As leaves are the harvested tissue, alfalfa is ideally suited to ask questions about effects of domestication on leaf traits, and subsequent consequences for herbivory in agroecosystems. In addition, the domestication history of alfalfa includes many processes common to across crop plants, such as inbreeding (Katepa-Mupondwa et al., 2002; Kimbeng & Bingham, 1999) [though moderate; see (Holland & Bingham, 1994)], extensive hybridization among subspecies and cultivars (Barnes, 1977; Maureira et al., 2004), and also polyploidization (Capomaccio et al., 2010)— all of which could contribute to levels of trait variability or homogeneity among tissues within plants (see above).

As identification of a single wild progenitor population or gene pool for alfalfa is challenging for the reasons mentioned above (Milla et al., 2015), we took the approach of comparing individuals from domestic cultivars with individuals from wild relative populations (Turcotte et al., 2014; Whitehead et al., 2017). We chose a broad array of wild progenitor populations from across the native range of Vavilov's "Near Eastern" and "Central Asiatic" centers of crop origin

(a) Within-plant trait mean and variability: all leaves, all leaf stages

Experimental and sampling design



Model structures and interpretation

for each trait, we have 60 measures of mean and variability (1/plant \times 60 plants). We use these to ask:

A1. Trait $\bar{x} \sim$ wild/domestic + plant size + subspecies + veg/reproductive

How does the **among-leaf average** of a trait differ between domestic and wild *Medicago sativa*?
For an herbivore foraging indiscriminately among leaf stages, this describes its average trait value encountered.

A2. Trait $\sigma \sim$ wild/domestic + plant size + subspecies + veg/reproductive

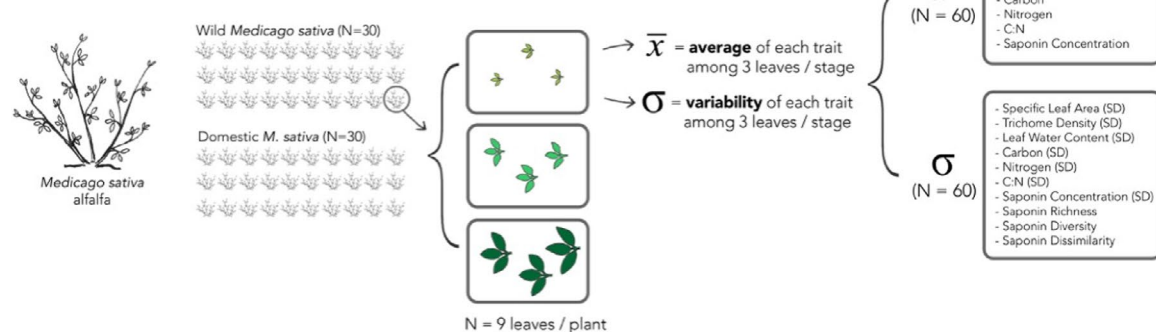
How does the **among-leaf variability** of a trait differ between domestic and wild *M. sativa*?
For that same herbivore foraging among all leaves, this describes how different the trait of one leaf is from the next.

A3. Trait $\sigma \sim$ wild/domestic + \bar{x} + plant size + subspecies + veg/reproductive

How does **among-leaf trait variability** differ, after accounting for changes in the mean (scaling relationships)?
A1 & A2 describe the experience of herbivores, which encounter mean and variability simultaneously.
A3 adds information about whether variability is a distinct part of the domestic plant phenotype / varies independently of the mean.

(b) Within-plant trait mean and variability: patterns by leaf stage

Experimental and sampling design



Model structures and interpretation

for each trait, we have 180 measures each of mean and variability (1/leaf stage \times 3 leaf stages \times 60 plants). We use these to ask:

B1. Trait $\bar{x} \sim$ wild/domestic \times leaf stage + plant size + subspecies + veg/reproductive

How does the **among-leaf average** of a trait differ between domestic and wild *Medicago sativa*?
Do domestication effects appear in some leaf stages more than others?
For an herbivore specializing by leaf stage, this describes the average trait value encountered.

B2. Trait $\sigma \sim$ wild/domestic \times leaf stage + plant size + subspecies + veg/reproductive

How does the **among-leaf variability** of a trait differ between domestic and wild *M. sativa*?
Do some leaf stages show stronger domestication effects than others?
For that same herbivore foraging on leaves of a particular age/stage, this describes how different one leaf is from the next.

B3. Trait $\sigma \sim$ wild/domestic \times leaf stage + \bar{x} + plant size + subspecies + veg/reproductive

How does **among-leaf trait variability** differ, after accounting for changes in the mean (scaling relationships)?
B1 & B2 describe the experience of herbivores, which encounter mean and variability simultaneously.
B3 adds information about whether variability is a distinct part of the domestic plant phenotype / varies independently of the mean.

FIGURE 2 Schematic linking experimental design, sampling, and statistical models. The present study asks how the magnitude of trait variability among plant leaves may have shifted over the course of domestication. To ask this question, we use measures of among-leaf variability (measured as the standard deviation of traits among leaves, or as one of several measures of chemical diversity) as our response variable of interest. We also quantify the among-leaf trait average, or total phytochemical concentration, that accompanies each measure of among-leaf variability or chemical diversity to account for expected relationships between mean and variance, and between total phytochemical concentration and compound diversity. We characterize these attributes of each plant individual using a random subsample of nine leaves per plant, stratified across three leaf age classes. Below, we outline our sampling design, statistical model structure, and model interpretation. Panel (a) describes our approach to quantify and compare among-leaf trait variability encompassed by leaf ontogeny, a major axis of trait difference within plants, and corresponds to results in Figure 3. Part (b) explores whether effects of domestication are more pronounced in some stages of leaf ontogeny over others, and corresponds to results in Figure 4. A multiscale understanding of trait variability within plants improves our ability to form and test hypotheses of ecological effects on herbivores (model interpretation; blue and purple boxes)

(Barnes, 1977), focusing on the three diploid subspecies (*ssp. falcata*, *ssp. caerulea*, and *ssp. hemicycla*) as the origin of tetraploid subspecies is less clear (Havananda et al., 2010) and may be linked to ongoing gene flow with cultivars, of which all are tetraploid (Figure S1.2; Table S1.4) (Small & Bauchan, 2011). We then selected 30 domestic cultivars encompassing a range of domestication histories, using information about original agricultural introductions of the plant (Barnes, 1977) (Figure S1.2; Table S1.4). We grew one individual from each of the 30 wild progenitor populations and each of the 30 domesticated cultivars (Table S1.4). Similar to other work (Whitehead & Poveda, 2019), this approach allowed us to include an extensive range of cultivar domestication histories and putative wild ancestor populations across the center of origin, rather than allocate replication within specific, and unknown evolutionary histories. While this did not allow estimation of among-leaf trait means or variability for any single cultivar or wild population, the goal of this sampling was to represent a broad array of phenotypes among wild progenitors as well as among modern cultivars, given the long history of alfalfa cultivation, hybridization, and development, and thus incorporating the many aspects of domestication and improvement that could shape levels of within-plant, among-leaf trait variability. See supplemental methods for further detail on plant selection.

2.2 | Common garden

In late May 2018 we imbibed and germinated 15–20 alfalfa seeds/population or cultivar on filter paper, following scarification (100-grit sandpaper) and a bleach soak (3% solution for 10 min). Seedlings were established in cell trays of standard peat mix in the greenhouse. After 15 days, we transplanted $N = 240$ healthy plants ($N = 4$ /population) into individual pots containing a mix of peat mix and field soil (50%–50%), to acclimate them to field soil conditions. In early July, after ca. 30 days of growth in the greenhouse, we planted one individual per population and cultivar ($N = 60$ plants total) into a common garden at Kellogg Biological Station (Hickory Corners, MI). The garden was weeded, tilled, and fertilized with Osmacote Classic 14-14-14 (5 g/L soil), and the entire area fenced to protect from large herbivores. Plants were arranged in a stratified design, 20" apart, alternating positions between wild and domestic populations. Within

this "checkerboard" layout, populations or cultivars were randomly assigned to each position. We placed a parallel set of plants ($N = 60$) into screenhouses next to the common garden, to experience similar abiotic conditions as field plants, but protected from herbivores to avoid differential induction of secondary chemistry between wild and domestic plants. Natural rainfall was sufficient for plant growth, but supplemental water was provided equally to all plants in the common garden and screenhouses on an as-needed basis.

2.3 | Trait measurement

We collected leaf tissue for physical (specific leaf area, trichome density) and nutritive (leaf water content, carbon and nitrogen content) traits in August of 2018 from plants in the common garden (64 days of plant growth). To do so, we randomly selected three vegetative branches per plant individual. From each branch, we selected the expanding leaf at the tip ("young"), the expanded leaf at the middle nodal position of the branch ("middle"), and the basal leaf, where the branch joins the main stem ("old") for a total of nine individual leaves per plant (See Figure S1.1). We avoided leaves with evidence of physical damage, pathogens, or herbivory. Following removal, each leaf was weighed, scanned, photographed under magnification, and dried in a coin envelope. We quantified SLA, LWC, and trichome density for each leaf; elemental analysis of nitrogen and carbon was assessed by flash combustion by the University of Georgia Stable Isotope Ecology Laboratory (see supplemental methods for details of trait measurement). At the time of leaf collection, we also measured plant height and width for a measure of plant size (volume). See Appendix S1 and S2 for additional details of trait collection.

Due to logistical constraints in 2018, we quantified variability in chemical traits in the following year, using a second set of plants (see above). We followed the same protocol described above to harvest nine leaves per plant from individuals in screen cages (see above). Leaves were placed in individual paper coin envelopes; dried at 60C (Harrison et al., 2018; Tava et al., 1993); weighed, homogenized using a bead mill (60 s), and extracted individually using EtOH solvent containing a 100 nm digitoxin as the internal standard. Because leaf masses varied by orders of magnitude, we adjusted the solvent volume in proportion to the tissue mass (1 mg: 300 μ l solvent), rather

than choosing a single (by necessity, very low) mass to add across all vials. As an additional “overall” reference, a pooled sample was prepared by adding an equal volume of all extracts to one vial, to be used for quality control (monitoring retention time stability and signal intensity during runs) and for compound identification purposes. We also prepared solvent blanks containing 100 nM EtOH and digitoxin solution. Ethanolic leaf extracts were analyzed by LC/MS using a Thermo Q-Exactive mass spectrometer interfaced with a Thermo Vanquish UPLC system. Data were acquired using a FullMS method for quantitative analysis and a data-dependent MS/MS (DDA) method for generating MS/MS spectra for compound identification. To reduce prevalence of false positives in the data, we converted all raw peak areas below 10,000 ppm to zero, as this is near the instrumental detection limit. We then normalized compound peak areas to the peak intensities of digitoxin in each sample. Lastly, to reduce chemical noise in the data, we subtracted the mean peak area found in blanks ($N = 29$ blanks) from their peak areas quantified in each sample. We focused on the identification of triterpene glycoside saponin compounds, a major class of compounds in alfalfa of known resistance function against herbivores (Nozzolillo et al., 1997). See supplement for further description of plant chemistry methods.

2.4 | Quantifying variability and statistical analysis

For each trait, we used three model structures to explore how variability shifts with domestication, and the degree to which shifts occur jointly with or independently from changes in trait means. Specifically, we asked (1) How does trait variability shift with domestication (Figure 2, model A2 & B2); (2) How do trait means shift with domestication (Figure 2, model A1 & B1); and (3) Do shifts in variability occur independently of, or jointly with, shifts in trait magnitude (Figure 2, model A3 & B3). By comparing domestication effects across these three models, we can quantify overall shifts in both attributes of the plant phenotype, as well as the degree to which these trait outcomes occur independently or jointly.

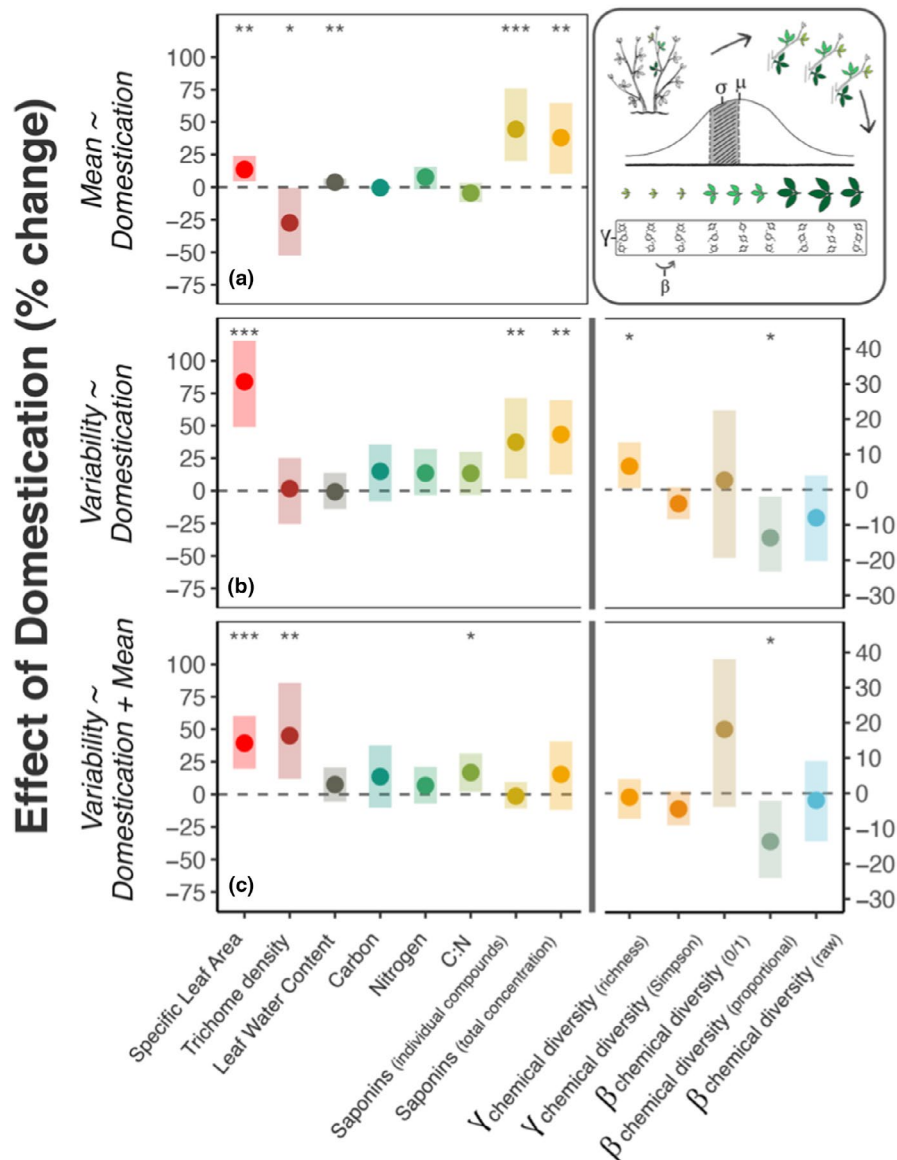
For physical traits (SLA, trichome density), nutritive traits (LWC, C and N content, C:N ratio), and individual saponin compounds we used the standard deviation and mean trait values among leaves. For chemical diversity, we quantified richness, Shannon's, and Simpson's diversity of all saponins ($N = 86$) (function *diversity*, R package “vegan”, version 2.5-6) (Oksanen et al., 2019) within individual leaves to represent alpha chemical diversity (α); pooled across all leaves as a measure of gamma diversity (γ); and Bray–Curtis dissimilarity in the presence/absence, proportional abundance, and raw abundance among leaves (functions *vegdist* and *betadisper*, R package “vegan”, version 2.5-6) (Oksanen et al., 2019) to quantify beta diversity (β). For α , γ , and β chemical diversity, we used the peak area at the corresponding scale to represent total compound production, and parallel use of the mean for other traits (summed concentration per leaf for α diversity; average across all leaves for γ diversity, and average per-leaf concentration among all leaves or within leaf age class for β diversity at the whole-plant and within age-class scales, respectively).

In this way, we can ask how multivariate aspects of chemical diversity are related to the overall quantity of compounds produced by plant leaves. All metrics of physical, nutritive, and chemical variability and means were calculated at the whole-plant scale (across $N = 9$ leaves of all ages) as well as within young, middle, or older aged leaves per plant ($N = 3$ leaves/stage). Together, these 10 diversity measures describe multiple dimensions of within-plant trait variability, generated by differences in trait amount as well as in trait identity among and within leaves of differing ontogenies.

We used generalized linear mixed models (GLMMs) to test for differences in trait means and within-plant variability between wild and domestic plants. All models were implemented using the function *glmmTMB* (R package “glmmTMB”, version 1.0.0) (Brooks et al., 2017) in the statistical computing environment R (version 3.6.0) (R Core Team, 2019). For all models, we used domestication status (wild, domestic) as a main effect to predict each response variable at two scales: among all leaves ($N = 9$ leaves/plant) and within each leaf age class ($N = 3$ leaves/plant/class). For analyses of leaf age class, we used age (young, middle, old) as an additional main effect, and tested for interactions with domestication status. Leaf age was included as a factor in analyses of both trait means or trait variability: we did not want to impose constraints on how our broad array of traits should differ across leaf ontogeny by ordering or ranking leaf age categories, as nonlinear trait trajectories across ontogeny may be common in plants (Aasamaa et al., 2005; Barton & Koricheva, 2010; Menezes et al., 2021; Niinemets, 2016). In addition, for measures of trait variability across ontogeny, we do not have clear theoretical predictions for if and how among-leaf trait variability should differ across cohorts of leaf age. We also used plant individual as a random effect in these models, as each plant yielded three trait measures (one per age class). For analyses of individual compound variability (SD) among leaves, we included compound identity as a random effect, and allowed the relationship between mean and SD to vary within each compound as well within each plant individual (random slopes). For analyses of variability across ontogeny, we excluded $N = 2$ compounds that were not found across all leaf stages, as variability values would fail to represent comparable ranges of leaf ontogeny. For analyses of compound diversity (richness, Shannon), we allowed the relationship between diversity and total peak area to vary within plant individual (random slopes). For each analysis, we performed model selection using AIC (function *dredge*; R package “muMIn,” version 1.43.6 and function *AICcctab*; R package “bbmle,” version 1.0.20) (Bartoń, 2016; Bolker & R Development Team, 2017).

To account for differences in plant growth rate, and the potential role of this trait in shaping levels of among-leaf trait variability, we used plant size (Figure 2; Figure S1.5) as a covariate in all models. As plants were the same age, different sizes reflect different rates of growth. In the absence of genetic information for all cultivars and wild populations, we also included the estimated contribution of wild subspecies (Barnes, 1977) to each plant population or cultivar (Table S1.4) as potential covariates during model selection. These percentages are extracted from literature of the domestication histories of cultivars; see Table S1.4 for details on percent subspecies

FIGURE 3 Comparing levels of among-leaf, within-plant trait variability between domestic cultivars and wild relatives of alfalfa, and relationship with trait means. Differences in within-plant trait variability and trait means between wild and domestic alfalfa plants. Points are model-estimated domestication effects (% change), and shaded bars are the 95% CIs. Top panel (a) shows change in trait means and total compound concentrations, averaged across nine leaves per plant; middle panel (b) shows change in trait variability (standard deviation) and chemical diversity across the same nine leaves per plant; and bottom panel (c) shows the change in the same among-leaf variability traits, but after accounting for mean ~ variance and compound concentration ~ diversity relationships. Note two different y-axis ranges; right hand y-axis is for chemical diversity traits. Asterisks show model significances at the $<.05$, $<.01$, and $<.001$ levels. Top right: schematic of sampling design within each plant and metrics of variability (see also Figure S1)



estimation. In this way, we attempted to incorporate the nonindependence of cultivars, given the contribution of each wild subspecies in their breeding history. See Tables S2.1 and S2.2 for full model structures, and terms included in top models for each trait.

To compare differences between wild and domesticated plants across traits with such a diverse array of measurement units (e.g., from trichome densities to Bray–Curtis distances), we converted all effect sizes to percent change in response variables (means or variability) with domestication. For each trait and model structure, we obtained 95% CIs for the effect of domestication using the function *bootMer* (R package “lme4”; $nsim = 500$) (Bates et al., 2015). We then used the *predict* function (R Core Team, 2019) implemented via the *ggpredict* function (R package “ggeffects,” version 0.13.0) (Lüdtke, 2018) to calculate the corresponding percent changes associated with beta and its 95% CI. Thus, positive percent change values represent an increase with domestication, and negative values represent a decline with domestication. We obtained *p*-values for domestication effects using the *Anova* function (R package “car,” version 3.0-6) (Fox

et al., 2011). We used Type II contrasts to obtain *p*-values for domestication status. For models with the mean as a covariate, this allowed us to ask whether domestication was still a significant predictor of variability for a given trait, after accounting for effects of other model factors or covariates (e.g., scaling relationships between the mean and the variance; models A3 and B3). For post hoc contrasts (e.g., effects of domestication within leaf age class), we conducted *t*-tests for using the function *pairs* (R package “emmeans,” version 1.4.1) (Lenth, 2019). Data visualization was performed using *ggplot2* (version 3.2.0) (Wickham, 2016).

3 | RESULTS

We found that domestic cultivars exhibited greater intra-individual variability in physical and chemical traits in alfalfa (Figure 2, model A2; Figure 3b; Table S1.1). Effect sizes were large; relative to wild plants, the trait variability encompassed by domestic plant leaves

across ontogeny was 83.9% greater for specific leaf area (SLA) ($\chi^2_1 = 26.70$, $p < .001$), 37.3% greater for the concentration of individual saponins ($\chi^2_1 = 8.27$, $p < .01$), and 43.3% greater for the summed concentration of all saponins ($\chi^2_1 = 7.83$, $p < .01$) (Figure 1b). In contrast, we observed no differences in among-leaf variability in trichome density, leaf water content, carbon, nitrogen, or C:N ratio between domestic and wild plants at this scale. Chemical diversity also increased with domestication: the richness of saponins encompassed by domestic plant leaves (γ) was 6.6% greater ($\chi^2_1 = 3.95$, $p < .05$) than in wild plants. In contrast to γ diversity, variability in multivariate chemical composition among those leaves (β diversity) was 13.7% lower in domestic plants (proportional compound abundances: $\chi^2_1 = 5.35$, $p = .02$) (Figure 3b).

Next, we asked whether differences in trait variability between wild and domestic plants could be explained by changes in trait means or total compound concentrations (Figure 2, model A3). Consistent with the literature on plant domestication (Whitehead et al., 2017), we observed change in the means and total levels of multiple physical, nutritive, and chemical traits (Figure 2, model A1; Figure 3a; Table S1.2). Shifts in trait averages among leaves explained changes in variability for some traits, but for others variability changed independently of or opposite to changes in means. For example, greater variability in individual saponin compounds was explained by their 44.4% higher concentrations, on average, in domestic plants (Figure 3a,c; Tables S1.2–S1.3), and greater total compound production (+38.0%) explained the higher γ richness among domestic plant leaves (Figure 3a,c; Table S1.2–3). In contrast, SLA variability was still 39.3% greater among leaves of domestic plants ($\chi^2_1 = 19.7$, $p < .001$), even after accounting for shifts in average SLA with domestication (Table S1.3); trichome variability was 45% greater ($t_{55} = -2.81$, $p < .01$) after accounting for a 27.4% decline in mean densities ($\chi^2_1 = 3.81$, $p = .05$); and among-leaf variability in C:N ratios increased by 16.8% with domestication ($t_{38} = -2.21$, $p < .05$), while average C:N ratio did not differ ($\chi^2_1 = 1.43$, $p > .1$) (Figure 3c; Table S1.3). Among-leaf β diversity in proportional saponin concentrations was still 13.7% lower among domestic plant leaves, after taking overall compound production into account ($\chi^2_1 = 4.61$, $p < .05$) (Figure 3c; Table S1.3).

To understand how differences in trait variability between wild and domestic plants are related to leaf ontogeny, we quantified trait mean and variability among leaves in early, middle, and later stages of expansion (Figure 2B; Figure 3a,b). We found that effects of domestication on variability were also observed within leaf age classes. For example, variability in SLA and LWC increased 18.8% and 17.2%, respectively, among leaves within each age class ($\chi^2_1 = 5.25$, $p < .05$ and $\chi^2_1 = 1.95$, $p < .01$), after accounting for changes in means between wild plants and cultivars (Figure 2, model B3; Figure 4a,c, Table S1.3). Differences in saponin concentration variability between wild and domestic plants depended on leaf age class, reaching a 93.3% increase in total concentration variability for young leaves of domestic compared to wild plants ($t_{170} = -3.10$, $p < .01$; Table S1)—larger than the 76.0% increase in the corresponding mean ($t_{170} = -3.56$, $p < .001$; Table S1.2). Chemical richness and Simpson's

diversity were 8.5% higher and 3.0% lower, respectively, for young, middle, and older leaves (Figure 4b; Table S1.1), with effects associated with greater compound production in parallel to results among all leaves (Figure 4c; Table S1.3). β chemical diversity in proportional concentrations declined by 16.1%/19.4% (with/without total compound production as a covariate) from wild to domestic plants in each leaf age class ($\chi^2_1 = 9.41$, $p < .01$; $\chi^2_1 = 5.56$, $p < .05$, respectively)—an effect size of greater magnitude than that quantified across leaf ontogeny (Table S1.3). For other traits, differences in variability between wild and domestic plants occurred within one age class but not others (C:N ratio; Figure 4b,c, Table S1.3).

Wild and domestic plants differed in size, with domestic plants attaining 34.5 cm² larger volume than their wild relatives over the 64 days of growth (Figure S1.5). Plant size was not a strong predictor of traits; it was rarely included in top models during model selection and, when it was included, effect sizes were small and generally not significant (Tables S2.1, S2.2). The contribution of wild subspecies was often selected in top models (either *ssp. caerulea* or *ssp. falcata*), and was sometimes significantly associated with trait mean values or levels of variability: for example, plants with greater percentage *ssp. caerulea* tended to have lower Simpson's diversity, and those with more *ssp. falcata* tended to have greater average Nitrogen and lower C:N ratios among all leaves; however, overall effect sizes were small and, similarly to plant size, were often not significant (Tables S2.1, S2.2).

4 | DISCUSSION

We find that wild and domestic plants differ not only in the average value of plant functional traits among leaves but also in the magnitude of among-leaf variability within plant individuals. Specifically, we find that domesticated *M. sativa* have increased variability in leaf physical and nutritive traits and concentrations of individual saponin compounds, and a restructuring of chemical diversity from greater among-leaf diversity in wild plants toward greater within-leaf diversity (e.g., alpha diversity) in domestic plants—independent of shifts in trait means or overall compound production. As the importance of trait variability *per se* to a range of ecological process is increasingly acknowledged (Herrera, 2009; Pearse et al., 2018; Wetzel et al., 2016), our study highlights this component as an underappreciated facet of the domesticated *M. sativa* phenotype and, potentially, an overlooked source of trait variability across a range of crop systems.

Consistent with previous studies of plant trait evolution with domestication, we find frequent differences in the averages of many leaf nutritive, physical, and chemical traits of domestic plants and their wild progenitors (Delgado-Baquerizo et al., 2016). Importantly, we find that these domestication effects differ in magnitude and prevalence with leaf age, suggesting that selection may be shaping the ontogeny of leaf functional traits. We find changes in average physical and nutritive traits known to mediate photosynthetic capacity and herbivore damage: for example, domestic *M. sativa* have higher SLA than wild relatives, perhaps indicating selection for

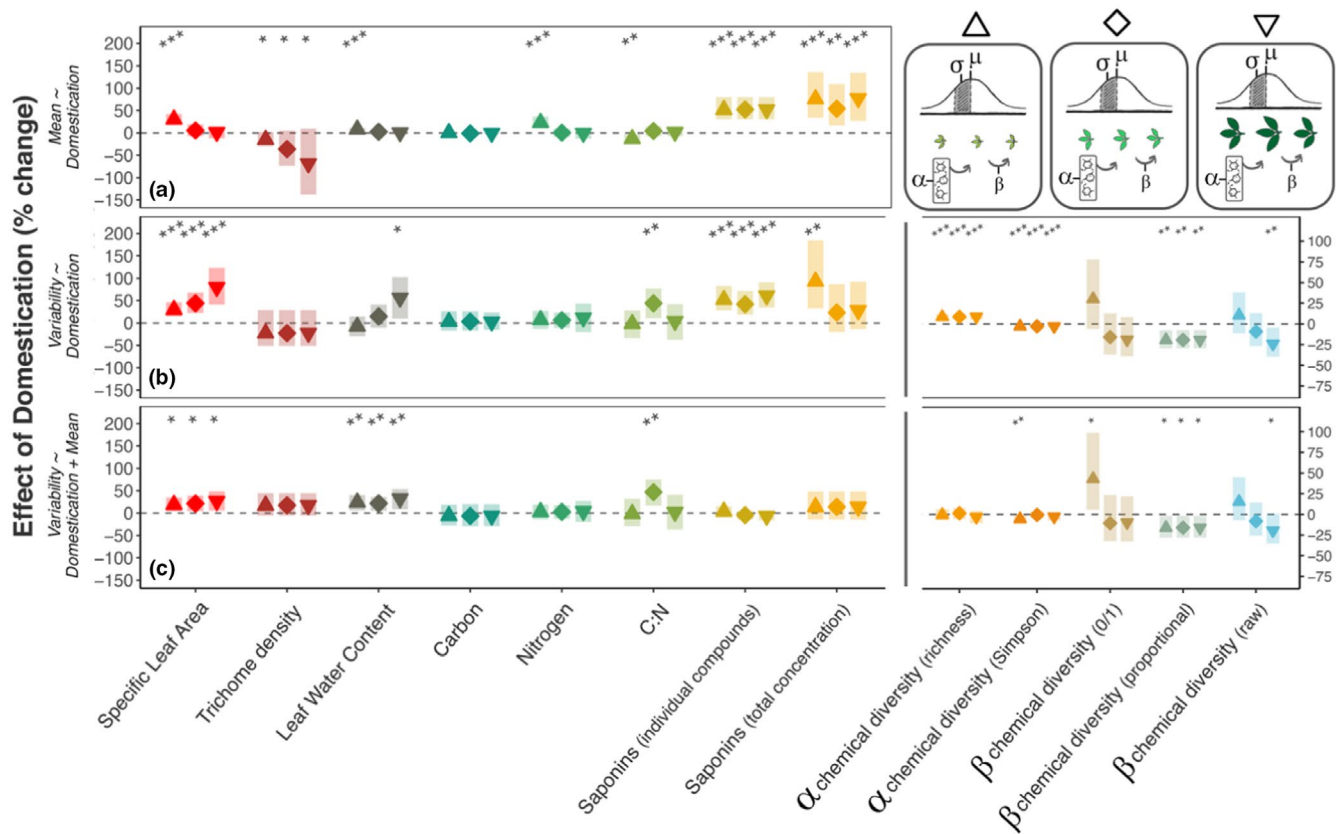


FIGURE 4 Differences in trait variability between wild and domestic plants depend on leaf ontogeny. Certain leaf age classes show more pronounced effects of domestication on among-leaf trait means or variability. Points are model-estimated domestication effects (% change), and shaded bars are the 95% CIs. Point shape indicates leaf age class: young/expanding (Δ), expanded (\diamond), and older/expanding (∇). Top panel (a) shows change in trait means and total compound concentrations, averaged across three leaves per plant, per age class (young, middle, old); middle panel (b) shows change in trait variability (standard deviation) and chemical diversity across the same three leaves per plant/age class; and bottom panel (c) shows the change in the same among-leaf variability traits, but after accounting for mean ~ variance and compound concentration ~ diversity relationships at this age-specific scale. Note two different y-axis ranges; right hand y-axis is for chemical diversity traits. Asterisks show model significances at the $<.05$, $<.01$, and $<.001$ levels. Top right: schematic of sampling design within each plant and metrics of variability (see also Figure S1)

greater photosynthetic area at the cost of tissue robustness and resistance to herbivores (Westoby et al., 2000). Average trichome densities declined sharply with domestication, while leaf water content and nitrogen content increased, particularly among leaves earlier in expansion. We also observed that domestic plants produce much higher concentrations of secondary metabolites than their wild progenitors, both for individual saponin compounds as well as their total concentrations. Together, these shifts in overall trait production and investment are consistent with selection for growth-related processes (Figure S1.5) and forage nutritional quality (Delgado-Baquerizo et al., 2016) shaping vigorous domesticated phenotypes that excel in both primary and secondary metabolism. Such positive associations between plant growth rate and defensive production are often observed among plant individuals, particularly for species that have evolved in more resource-rich environments (Hahn & Maron, 2016), and is consistent with meta-analyses finding both increases and declines in secondary chemistry and other defense traits with domestication (Meyer et al., 2012; Turcotte et al., 2014; Whitehead et al., 2017).

In addition to shaping different overall investment in physical, nutritive, and chemical traits, we find that levels of trait variability among *M. sativa* plant leaves have also changed over the course of domestication and improvement—with differences often of greater effect size than those of trait averages. Variability in trichome densities, specific leaf area, leaf water, and C:N content all increased from wild to domestic plants—even as their averages declined, increased, or showed no effect: thus, modern *M. sativa* cultivars show a general increase in variability of physical and nutritive traits, independent of strength or direction of shifts in the mean as compared to wild relatives. In contrast, greater chemical production over the course of domestication shapes variability of individual saponins among leaves and leaf-level compound richness, but does not explain the effects of domestication on variability in compound composition. Thus, while the individual saponins in domestic plants differ more in their concentrations among leaves, they retain more consistent abundances relative to each other; in contrast, saponins in wild plants vary less in their absolute concentration but more in their ratios, increasing among-leaf variability in chemical composition. As compound ratios

can shape synergistic versus antagonistic outcomes (Caesar, 2019), this result suggests that wild plants maintain potential for a greater variety of biological effects on consumers among their leaves, while domestic plants confront herbivores with a similar “cocktail” from leaf to leaf. The multiscale prevalence of these differences between wild and domestic plants—from across leaf ontogeny to equally or more pronounced effects within certain leaf age classes—suggest that shifts in variability are not simply due to greater trait maxima or lower trait minima reached across leaf ontogeny in cultivars; rather, altered trait variability is a pervasive feature of domestic *M. sativa* leaves, with more pronounced differences between wild and domestic plants at some stages of leaf development than others. Thus, herbivores that specialize within leaf age class may experience different domestication effects, and tissue-age generalists may find leaf age or nodal position to be a noisier quality cue.

More broadly, the complex relationships between trait magnitude and variability observed in this system suggest that crop domestication can shape within-plant variability via multiple pathways and processes. If anthropogenic selection has directly targeted trait averages, or shaped allocation via tradeoffs between growth and defense, we should look for corresponding shifts in levels of trait variability and chemical diversity. However, for some traits these two properties may be de-coupled, suggesting that within-plant variability could be manipulated independently of trait means. These results parallel recent studies finding both independent and shared genetic control of trait means and their variability within individuals (Bruijning et al., 2020). Our results are also consistent with compromised leaf development through the process of domestication and improvement. Previous studies find that processes involved in domestication and improvement—such as polyploidization—can increase trait ranges at other scales, such as among plant individuals (Baker et al., 2017), and either exacerbate (Comai et al., 2000; Madlung et al., 2012) or mediate (Cook et al., 1998; Klingenberg, 2003; Soltani et al., 2016) developmental instability at the within-individual scale. Our findings are consistent with genome duplication in *M. sativa* resulting in poor developmental control as leaf traits progress through ontogeny, as well as other processes working to increase variation in trait expression among leaves—such as loss or disruption of coadapted gene complexes during hybridization (Graham & Felley, 1985; Siikamäki, 1999). As polyploidization and hybridization are ubiquitous features of the domestication and improvement process in many cultivated plants, we suggest that these findings may be mirrored across many crops beyond alfalfa.

Considering trait mean and variability among leaves as interactive attributes of the plant phenotype is of critical ecological relevance; variability *per se* can act to reduce herbivore performance for traits that are either harmful or beneficial in terms of their average (Pearse et al., 2018; Wetzel et al., 2016), and the importance of trait means or variability to consumers may depend on the magnitude of the other (Caraco & Lima, 1985). Thus, understanding among-leaf distributions in traits and chemical similarity, in addition to their means and overall compound production, has critical implications for plant breeders balancing crop improvement with vulnerability to

pest attack. For example, among-leaf variability or “noise” in functional traits could provide a bet-hedging strategy, countering unpredictable abiotic or biotic conditions across leaves (Viney & Reece, 2013). For small consumers that move among leaves, encountering greater trait variability could reduce herbivory by introducing greater uncertainty during foraging (Real, 1981), requiring frequent physiological adjustments, and establishing costly chemical synergies (Wetzel & Thaler, 2016)—or increase herbivory by allowing performance-enhancing dietary mixing (Moreau et al., 2003) or promoting chemical antagonisms that inhibit compound defensive function (Caesar, 2019; Feng & Shoichet, 2006). As many insect herbivores complete development within one or few plant individuals, trait variability at the within-plant scale may be particularly critical in shaping spatial patterns of damage within plants and associated costs to plant growth (Mauricio et al., 1993), as well as frequency of risky herbivore movement (Real, 1981).

Our findings suggest that, over thousands of years of domestication and improvement, humans have not only been altering leaves on average but also shaping the magnitude of trait variability around these means in a key crop plant. This finding, plus our growing appreciation for the ecological and evolutionary importance of variability *per se*, indicates that variability may be a key component missing from our understanding of domestication and agroecology more broadly. Indeed, modern agroecosystems have artificially low trait diversity at the landscape, community, and population scale, with cascading effects on plant damage, yield, and agroecosystem function (Wood et al., 2015). Our work reveals a previously overlooked scale at which trait diversity differs between agricultural and natural systems: among leaves within plants. At the same time, the result that domestic cultivars may host greater variability for some traits, and in various association with trait means, suggests that the within-plant scale may be a novel frontier of trait diversity that could, through cultivar selection or plant breeding, be harnessed to mitigate low diversity at other scales and enhance sustainable pest management.

ACKNOWLEDGMENTS

We thank Sydney Jackson and Kalin Bayes for data collection; Mark Hammond, Brook Wilke, Brian Irish, and Zsafia Szendrei for feedback and logistics; Anurag Agrawal, Matthew Forister, Jeffrey Ross-Ibarra, Sharon Strauss, Gregg Howe, Martin Turcotte, and two anonymous reviewers for comments that greatly improved the manuscript; Casey Philbin for phytochemistry discussions; and the Wetzel Lab for feedback and support. This work was funded by USDA NIFA Postdoctoral Fellowship #12432349.

CONFLICT OF INTEREST

Authors declare no conflict of interest.

AUTHOR CONTRIBUTIONS

Moria Robinson: Conceptualization (lead); data curation (lead); formal analysis (lead); funding acquisition (lead); investigation (lead); methodology (lead); project administration (lead); resources (equal);

visualization (lead); writing – original draft (lead); writing – review and editing (equal). **Anthony Schillmiller**: Data curation (supporting); formal analysis (supporting); methodology (supporting); resources (lead); software (lead). **Will Wetzel**: Conceptualization (equal); formal analysis (supporting); funding acquisition (supporting); methodology (equal); project administration (supporting); resources (equal); supervision (lead); validation (supporting); writing – review and editing (equal).

DATA AVAILABILITY STATEMENT

Data used in this paper are available on Figshare <https://doi.org/10.6084/m9.figshare.17695424.v1>. All code associated with analyses can be found on Github https://github.com/moria-robinson/alfalfa_within-plant_var_2021. Raw LC-MS data contributed to MetaboLights.

ORCID

Moria L. Robinson  <https://orcid.org/0000-0001-8025-4024>

Anthony L. Schillmiller  <https://orcid.org/0000-0001-7069-7120>

William C. Wetzel  <https://orcid.org/0000-0001-5390-6824>

REFERENCES

- Aasamaa, K., Niinemets, Ü., & Söber, A. (2005). Leaf hydraulic conductance in relation to anatomical and functional traits during *Populus tremula* leaf ontogeny. *Tree Physiology*, *25*, 1409–1418. <https://doi.org/10.1093/treephys/25.11.1409>
- Albarrán-Lara, A. L., Mendoza-Cuenca, L., Valencia-Avalos, S., González-Rodríguez, A., & Oyama, K. (2010). Leaf fluctuating asymmetry increases with hybridization and introgression between *Quercus magnoliifolia* and *Quercus resinosa* (Fagaceae) through an altitudinal gradient in Mexico. *International Journal of Plant Sciences*, *171*, 310–322.
- Arendt, J. D. (1997). Adaptive intrinsic growth rates: An integration across taxa. *The Quarterly Review of Biology*, *72*, 149–177. <https://doi.org/10.1086/419764>
- Baker, R. L., Yarkhunova, Y., Vidal, K., Ewers, B. E., & Weinig, C. (2017). Polyploidy and the relationship between leaf structure and function: Implications for correlated evolution of anatomy, morphology, and physiology in Brassica. *BMC Plant Biology*, *17*, 3. <https://doi.org/10.1186/s12870-016-0957-3>
- Barnes, D. K. (1977). *Alfalfa germplasm in the United States: Genetic vulnerability, use, improvement, and maintenance*. Department of Agriculture, Agricultural Research Service.
- Barnes, D. K. (1980). Alfalfa. In *Hybridization of crop plants* (pp. 177–187). John Wiley & Sons Ltd.
- Bartoń, K. (2016). *MuMIn: Multi-model inference*. <https://CRAN.R-project.org/package=MuMIn>
- Barton, K. E., & Koricheva, J. (2010). The ontogeny of plant defense and herbivory: Characterizing general patterns using meta-analysis. *The American Naturalist*, *175*, 481–493. <https://doi.org/10.1086/650722>
- Bates, D., Mächler, M., Bolker, B., & Walker, S. (2015). Fitting linear mixed-effects models using lme4. *Journal of Statistical Software*, *67*.
- Blüthgen, N., & Metzner, A. (2007). Contrasting leaf age preferences of specialist and generalist stick insects (Phasmida). *Oikos*, *116*, 1853–1862. <https://doi.org/10.1111/j.0030-1299.2007.16037.x>
- Bolker, B., & R Development Team (2017). *bbmle: Tools for General Maximum Likelihood Estimation*.
- Brooks, M. E., Kristensen, K., van Benthem, K. J., Magnusson, A., Berg, C. W., Nielsen, A., Skaug, H. J., Mächler, M., & Bolker, B. M. (2017). glmmTMB balances speed and flexibility among packages for zero-inflated generalized linear mixed modeling. *The R Journal*, *9*, 378–400. <https://doi.org/10.32614/RJ-2017-066>
- Bruijning, M., Metcalf, C. J. E., Jongejans, E., & Ayroles, J. F. (2020). The evolution of variance control. *Trends in Ecology & Evolution*, *35*, 22–33. <https://doi.org/10.1016/j.tree.2019.08.005>
- Caesar, L. K., & Cech, N. B. (2019). Synergy and antagonism in natural product extracts: When 1 + 1 does not equal 2. *Natural Product Reports*, *36*(6), 869–888. <https://doi.org/10.1039/C9NP00011A>
- Capomaccio, S., Veronesi, F., & Rosellini, D. (2010). Polyploidization and gene expression in *Medicago sativa*. In C. Huyghe (Ed.), *Sustainable use of genetic diversity in forage and turf breeding* (pp. 397–401). Springer Netherlands.
- Caraco, T., & Lima, S. L. (1985). Foraging juncos: Interaction of reward mean and variability. *Animal Behaviour*, *33*, 216–224. [https://doi.org/10.1016/S0003-3472\(85\)80135-4](https://doi.org/10.1016/S0003-3472(85)80135-4)
- Coley, P. D. (1980). Effects of leaf age and plant life history patterns on herbivory. *Nature*, *284*, 545–546. <https://doi.org/10.1038/284545a0>
- Comai, L., Tyagi, A. P., Winter, K., Holmes-Davis, R., Reynolds, S. H., Stevens, Y., & Byers, B. (2000). Phenotypic instability and rapid gene silencing in newly formed Arabidopsis allotetraploids. *The Plant Cell*, *12*, 1551–1567. <https://doi.org/10.1105/tpc.12.9.1551>
- Cook, D. L., Gerber, A. N., & Tapscott, S. J. (1998). Modeling stochastic gene expression: Implications for haploinsufficiency. *Proceedings of the National Academy of Sciences*, *95*, 15641–15646. <https://doi.org/10.1073/pnas.95.26.15641>
- Delgado-Baquerizo, M., Reich, P. B., García-Palacios, P., & Milla, R. (2016). Biogeographic bases for a shift in crop C : N : P stoichiometries during domestication. *Ecology Letters*, *19*, 564–575.
- Evans, L. T. (1996). *Crop evolution, adaptation and yield*. Cambridge University Press.
- Feng, B. Y., & Shoichet, B. K. (2006). Synergy and antagonism of promiscuous inhibition in multiple-compound mixtures. *Journal of Medicinal Chemistry*, *49*, 2151–2154. <https://doi.org/10.1021/jm060029z>
- Fiorani, F., Beemster, G. T. S., Bultynck, L., & Lambers, H. (2000). Can meristematic activity determine variation in leaf size and elongation rate among four *Poa* species? A kinematic study. *Plant Physiology*, *124*, 845–856.
- Fox, J., Weisberg, S., & Bates, D. (2011). *car: Companion to Applied Regression. R package version 2.0-2*.
- Gardner, J. P. A. (1995). Developmental stability is not disrupted by extensive hybridization and introgression among populations of the marine bivalve molluscs *Mytilus edulis* (L.) and *M. galloprovincialis* (Lmk.) from south-west England. *Biological Journal of the Linnean Society*, *54*, 71–86. [https://doi.org/10.1016/0024-4066\(95\)90037-3](https://doi.org/10.1016/0024-4066(95)90037-3)
- Graham, J. H., & Felley, J. D. (1985). Genomic coadaptation and developmental stability within introgressed populations of *Enneacanthus gloriosus* and *E. obesus* (Pisces, Centrarchidae). *Evolution*, *39*, 104–114.
- Grossman, J. D., & Rice, K. J. (2012). Evolution of root plasticity responses to variation in soil nutrient distribution and concentration: Barley root plasticity. *Evolutionary Applications*, *5*, 850–857. <https://doi.org/10.1111/j.1752-4571.2012.00263.x>
- Hahn, P. G., & Maron, J. L. (2016). A framework for predicting intraspecific variation in plant defense. *Trends in Ecology & Evolution*, *31*, 646–656. <https://doi.org/10.1016/j.tree.2016.05.007>
- Harrison, J. G., Philbin, C. S., Gompert, Z., Forister, G. W., Hernandez-Espinoza, L., Sullivan, B. W., Wallace, I. S., Beltran, L., Dodson, C. D., Francis, J. S., Schlageter, A., Shelef, O., Yoon, S. A., & Forister, M. L. (2018). Deconstruction of a plant-arthropod community reveals influential plant traits with nonlinear effects on arthropod assemblages. *Functional Ecology*, *32*, 1317–1328.
- Havananda, T., Brummer, E. C., Maureira-Butler, I. J., & Doyle, J. J. (2010). Relationships among diploid members of the *Medicago sativa*

- (Fabaceae) species complex based on chloroplast and mitochondrial DNA sequences. *Systematic Botany*, 35, 140–150.
- Herrera, C. M. (2009). *Multiplicity in unity: Plant subindividual variation and interactions with animals*. University of Chicago Press.
- Holland, J. B., & Bingham, E. T. (1994). Genetic improvement for yield and fertility of alfalfa cultivars representing different eras of breeding. *Crop Science*, 34, 953–957. <https://doi.org/10.2135/crops.c1994.0011183X003400040022x>
- Jonsen, I. D., & Fahrig, L. (1997). Response of generalist and specialist insect herbivores to landscape spatial structure. *Landscape Ecology*, 12, 185–197.
- Katepa-Mupondwa, F. M., Christie, B. R., & Michaels, T. E. (2002). An improved breeding strategy for autotetraploid alfalfa (*Medicago sativa* L.). *Euphytica*, 123, 139–146.
- Kimbeng, C. A., & Bingham, E. T. (1999). Population improvement in lucerne (*Medicago sativa* L.): Genetic analyses in original and improved populations. *Australian Journal of Experimental Agriculture*, 39, 549–554. <https://doi.org/10.1071/EA98155>
- Klingenberg, C. P. (2003). A developmental perspective on developmental instability: Theory, models and mechanisms. *Developmental Instability: Causes and Consequences*, 1, 14–34.
- Kozioł, L., Rieseberg, L. H., Kane, N., & Bever, J. D. (2012). Reduced drought tolerance during domestication and the evolution of weediness results from tolerance-growth trade-offs. *Evolution*, 66, 3803–3814. <https://doi.org/10.1111/j.1558-5646.2012.01718.x>
- Lenth, R. (2019). *emmeans: Estimated Marginal Means, aka Least-Squares Means*.
- Liu, Z.-H., Cheng, F.-M., Cheng, W.-D., & Zhang, G.-P. (2005). Positional variations in phytic acid and protein content within a panicle of japonica rice. *Journal of Cereal Science*, 41, 297–303. <https://doi.org/10.1016/j.jcs.2004.09.010>
- Lüdtke, D. (2018). ggeffects: Tidy data frames of marginal effects from regression models. *Journal of Open Source Software*, 3, 772. <https://doi.org/10.21105/joss.00772>
- Madlung, A., Henkhaus, N., Jurevic, L., Kahsai, E. A., & Bernhard, J. (2012). Natural variation and persistent developmental instabilities in geographically diverse accessions of the allopolyploid *Arabidopsis suecica*. *Physiologia Plantarum*, 144, 123–133. <https://doi.org/10.1111/j.1399-3054.2011.01526.x>
- Maureira, I. J., Ortega, F., Campos, H., & Osborn, T. C. (2004). Population structure and combining ability of diverse *Medicago sativa* germplasm. *Theoretical and Applied Genetics*, 109, 775–782. <https://doi.org/10.1007/s00122-004-1677-x>
- Mauricio, R., Bowers, M. D., & Bazzaz, F. A. (1993). Pattern of leaf damage affects fitness of the annual plant *Raphanus sativus* (Brassicaceae). *Ecology*, 74, 2066–2071. <https://doi.org/10.2307/1940852>
- Menezes, J., Garcia, S., Grandis, A., Nascimento, H., Domingues, T. F., Guedes, A. V., Aleixo, I., Camargo, P., Campos, J., Damasceno, A., Dias-Silva, R., Fleischer, K., Kruijt, B., Cordeiro, A. L., Martins, N. P., Meir, P., Norby, R. J., Pereira, I., Portela, B., ... Quesada, C. A. (2021). Changes in leaf functional traits with leaf age: When do leaves decrease their photosynthetic capacity in Amazonian trees? *Tree Physiology*. <https://doi.org/10.1093/treephys/tpab042>
- Meyer, R. S., DuVal, A. E., & Jensen, H. R. (2012). Patterns and processes in crop domestication: an historical review and quantitative analysis of 203 global food crops. *New Phytologist*, 196, 29–48. <https://doi.org/10.1111/j.1469-8137.2012.04253.x>
- Milla, R., Osborne, C. P., Turcotte, M. M., & Violle, C. (2015). Plant domestication through an ecological lens. *Trends in Ecology & Evolution*, 30, 463–469. <https://doi.org/10.1016/j.tree.2015.06.006>
- Møller, A. P., & Shykoff, J. A. (1999). Morphological developmental stability in plants: Patterns and causes. *International Journal of Plant Sciences*, 160, S135–S146. <https://doi.org/10.1086/314219>
- Moreau, G., Quiring, D. T., Eveleigh, E. S., & Bauce, É. (2003). Advantages of a mixed diet: Feeding on several foliar age classes increases the performance of a specialist insect herbivore. *Oecologia*, 135, 391–399. <https://doi.org/10.1007/s00442-003-1213-8>
- Muller, M. H., Prosperi, J. M., Santoni, S., & Ronfort, J. (2003). Inferences from mitochondrial DNA patterns on the domestication history of alfalfa (*Medicago sativa*). *Molecular Ecology*, 12, 2187–2199.
- Nakagawa, S., & Schielzeth, H. (2012). The mean strikes back: Mean-variance relationships and heteroscedasticity. *Trends in Ecology & Evolution*, 27, 474–475. <https://doi.org/10.1016/j.tree.2012.04.003>
- Niinemets, Ü. (2016). Leaf age dependent changes in within-canopy variation in leaf functional traits: A meta-analysis. *Journal of Plant Research*, 129, 313–338. <https://doi.org/10.1007/s10265-016-0815-2>
- Nozzolillo, C., Arnason, J. T., Campos, F., Donskov, N., & Jurzysta, M. (1997). Alfalfa leaf saponins and insect resistance. *Journal of Chemical Ecology*, 23, 995–1002. <https://doi.org/10.1023/B:JOEC.0000006384.60488.94>
- Oksanen, J., Blanchet, F. G., Friendly, M., Kindt, R., Legendre, P., McGlenn, D., Minchin, P. R., O'Hara, R. B., Simpson, G. L., Solymos, P., Stevens, M. H. H., Szoecs, E., & Wagner, H. (2019). *vegan: Community Ecology Package*.
- Pearse, I. S., Paul, R., & Ode, P. J. (2018). Variation in plant defense suppresses herbivore performance. *Current Biology*, 28, 1981–1986.e2. <https://doi.org/10.1016/j.cub.2018.04.070>
- Pimentel, D., & Wheeler, A. G. Jr (1973). Species and diversity of arthropods in the alfalfa community. *Environmental Entomology*, 2, 659–668. <https://doi.org/10.1093/ee/2.4.659>
- R Core Team (2019). *R: A language and environment for statistical computing*. R Foundation for Statistical Computing.
- Ramanna, M. S., & Jacobsen, E. (2003). Relevance of sexual polyploidization for crop improvement – A review. *Euphytica*, 133, 3–8.
- Real, L. A. (1981). Uncertainty and pollinator-plant interactions: The foraging behavior of bees and wasps on artificial flowers. *Ecology*, 62, 20–26. <https://doi.org/10.2307/1936663>
- Salman-Minkov, A., Sabath, N., & Mayrose, I. (2016). Whole-genome duplication as a key factor in crop domestication. *Nature Plants*, 2, 1–4. <https://doi.org/10.1038/nplants.2016.115>
- Sherry, R. A., & Lord, E. M. (1996). Developmental stability in leaves of *Clarkia tembloriensis* (Onagraceae) as related to population outcrossing rates and heterozygosity. *Evolution*, 50, 80–91.
- Siikamäki, P. (1999). Developmental instability in hybrids between *Lychnis viscaria* and *Lychnis alpina* (Caryophyllaceae). *American Journal of Botany*, 86, 1683–1686. <https://doi.org/10.2307/2656666>
- Small, E., & Bauchan, G. R. (2011). Chromosome numbers of the *Medicago sativa* complex in Turkey. *Canadian Journal of Botany*.
- Soltani, M., Vargas-Garcia, C. A., Antunes, D., & Singh, A. (2016). Intercellular variability in protein levels from stochastic expression and noisy cell cycle processes. *PLOS Computational Biology*, 12, e1004972. <https://doi.org/10.1371/journal.pcbi.1004972>
- Suomela, J., & Ayres, M. P. (1994). Within-tree and among-tree variation in leaf characteristics of mountain birch and its implications for herbivory. *Oikos*, 70, 212–222. <https://doi.org/10.2307/3545632>
- Tava, A., Oleszek, W., Jurzysta, M., Berardo, N., & Odoardi, M. (1993). Alfalfa saponins and sapogenins: Isolation and quantification in two different cultivars. *Phytochemical Analysis*, 4, 269–274. <https://doi.org/10.1002/pca.2800040605>
- Turcotte, M. M., Turley, N. E., & Johnson, M. T. J. (2014). The impact of domestication on resistance to two generalist herbivores across 29 independent domestication events. *New Phytologist*, 204, 671–681. <https://doi.org/10.1111/nph.12935>
- Veličković, M. V., & Stanković, S. (2005). Does the coefficient of variation reflect developmental instability in plants? *Archives of Biological Sciences*, 57, 247–248. <https://doi.org/10.2298/ABS0503247V>
- Viney, M., & Reece, S. E. (2013). Adaptive noise. *Proceedings of the Royal Society B: Biological Sciences*, 280, 20131104. <https://doi.org/10.1098/rspb.2013.1104>

- Waldmann, P. (1999). The effect of inbreeding and population hybridization on developmental instability in petals and leaves of the rare plant *Silene diclinis* (Caryophyllaceae). *Heredity*, 83, 138–144. <https://doi.org/10.1046/j.1365-2540.1999.00545.x>
- Westoby, M., Warton, D., & Reich, P. B. (2000). The time value of leaf area. *The American Naturalist*, 155, 649–656. <https://doi.org/10.1086/303346>
- Wetzel, W. C., Kharouba, H. M., Robinson, M., Holyoak, M., & Karban, R. (2016). Variability in plant nutrients reduces insect herbivore performance. *Nature*, 539, 425–427. <https://doi.org/10.1038/nature20140>
- Wetzel, W. C., & Thaler, J. S. (2016). Does plant trait diversity reduce the ability of herbivores to defend against predators? The plant variability–gut acclimation hypothesis. *Current Opinion in Insect Science*, 14, 25–31. <https://doi.org/10.1016/j.cois.2016.01.001>
- Wetzel, W. C., & Whitehead, S. R. (2019). The many dimensions of phytochemical diversity: Linking theory to practice. *Ecology Letters*, 23, 16–32. <https://doi.org/10.1111/ele.13422>
- Whitehead, S. R., & Poveda, K. (2019). Resource allocation trade-offs and the loss of chemical defences during apple domestication. *Annals of Botany*, 123, 1029–1041. <https://doi.org/10.1093/aob/mcz010>
- Whitehead, S. R., Turcotte, M. M., & Poveda, K. (2017). Domestication impacts on plant–herbivore interactions: A meta-analysis. *Philosophical Transactions of the Royal Society B: Biological Sciences*, 372, 20160034. <https://doi.org/10.1098/rstb.2016.0034>
- Wickham, H. (2016). *ggplot2: Elegant graphics for data analysis*. Springer.
- Wood, S. A., Karp, D. S., DeClerck, F., Kremen, C., Naeem, S., & Palm, C. A. (2015). Functional traits in agriculture: Agrobiodiversity and ecosystem services. *Trends in Ecology & Evolution*, 30, 531–539. <https://doi.org/10.1016/j.tree.2015.06.013>
- Zhu, Y., Chen, H., Fan, J., Wang, Y., Li, Y., Chen, J., Fan, J. X., Yang, S., Hu, L., Leung, H., Mew, T. W., Teng, P. S., Wang, Z., & Mundt, C. C. (2000). Genetic diversity and disease control in rice. *Nature*, 406, 718–722. <https://doi.org/10.1038/35021046>

SUPPORTING INFORMATION

Additional supporting information may be found in the online version of the article at the publisher's website.

How to cite this article: Robinson, M. L., Schillmiller, A. L., & Wetzel, W. C. (2022). A domestic plant differs from its wild relative along multiple axes of within-plant trait variability and diversity. *Ecology and Evolution*, 12, e8545. <https://doi.org/10.1002/ece3.8545>