


 Cite this: *RSC Adv.*, 2022, 12, 30432

 Received 21st September 2022
 Accepted 19th October 2022

DOI: 10.1039/d2ra05956h

rsc.li/rsc-advances

Copper-catalyzed cross coupling reaction of sulfonyl hydrazides with 3-aminoindazoles†

 Guipeng Feng,^a Jie Meng,^b Shaohong Xu,^a Yao Gao,^a Yingying Zhu^a and Ziyu Huang^a

A novel Cu-catalyzed radical–radical cross coupling reaction of 3-aminoindazoles with sulfonyl hydrazides has been disclosed, enabling the production of diverse 1,3-substituted aminoindazoles in good yields. This methodology is distinguished by readily available starting materials, wide substrate scope and operational simplicity. In addition, a gram-scale reaction has been well demonstrated.

Indazoles have emerged as privileged core structural motifs in pharmaceutically relevant compounds, which exhibit potent antitumor, anti-HIV, antidepressant, anti-inflammatory, and contraceptive activity (Fig. 1).¹ Among them, 3-aminoindazoles, possessing a free amine group and an indazole skeleton, have emerged as versatile reagents widely applied in the construction of valuable nitrogen-containing heterocyclic compounds.² In general, the condensation annulation of 3-aminoindazoles with carbonyl compounds represented straightforward and efficient access to various polynitrogen heterocycles.³ Many delightful achievements have also been made in radical-initiated denitrogenative reactions in the past several years, which represents one of the most significant achievements in synthetic chemistry (Scheme 1a).⁴ For instance, Song's group developed a Cu-catalyzed denitrogenative ring-opening of 3-aminoindazoles to provide cyano substituted aryl radicals through oxidative cleavage the

two C–N bonds.⁵ Later on, Liu and co-workers demonstrated a Cu-catalyzed oxidative dual arylation of acrylamides for the synthesis of cyanoarylated oxindoles.⁶ In addition, the rearrangement of 3-aminoindazoles with nucleophilic reagents provides a simple and reliable approach to afford diverse complex nitrogen-containing heterocycles (Scheme 1b).⁷ In 2018, the Song group firstly discovered a novel oxidative rearrangement of 3-aminoindazoles, enabling the synthesis of 1,2,3-benzotriazine-4(3*H*)-ones.^{7a} In 2020, the group of Cui further reported an iodine-catalyzed oxidative rearrangement of 3-aminoindazoles with anilines for straightforward synthesis of 1,2,3-benzotriazole.^{7b} Although a variety of condensation annulation, denitrogenative transannulation and rearrangement ring expansion have been well studied, the radical–radical cross coupling reaction of 3-aminoindazoles with sulfonyl hydrazide has never been documented so far.

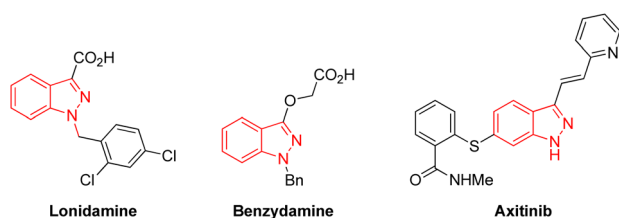
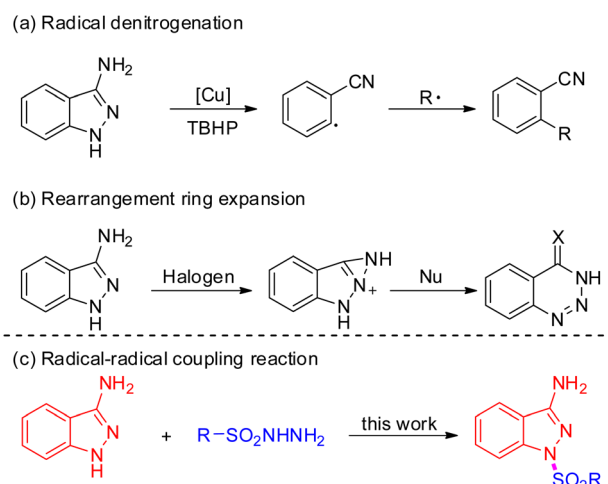


Fig. 1 Selected representative indazole-containing drug molecules.


 Scheme 1 Strategies for the synthesis of *N*-alkoxyphthalimide products.

^aSchool of Pharmacy, Xinxiang University, Xinxiang 453003, P. R. China. E-mail: fengguipengheda@163.com

^bSchool of Basic Medical Sciences, Cheeloo College of Medicine, Shandong University, Jinan, 250012, P.R. China

 † Electronic supplementary information (ESI) available. CCDC 2203869. For ESI and crystallographic data in CIF or other electronic format see DOI: <https://doi.org/10.1039/d2ra05956h>


Due to the unique biological and chemical properties of sulfone compound, it allows the sulfone group to be installed in drugs or potentially active molecules.⁸ For instance, mesotrione could serve as an important herbicide; bicalutamide was proved to show anticancer property; eletriptan is an antimigraine agent.⁹ Therefore, the development of novel, versatile strategies to construct different useful skeletons bearing sulfonyl groups would be highly significant in organic synthesis. On the other hand, sulfonyl hydrazide moiety has gained significant attention, which could readily release hydrazide group to generate the sulfonyl radicals *in situ* under metal-free catalysts or transition metal catalysts conditions.¹⁰ However, methods for the construction of molecules bearing both a sulfonyl group and 3-aminoindazole motif have not been reported. Based on the above consideration, herein, we describe a novel Cu-catalyzed oxidative coupling strategy of 3-aminoindazoles with sulfonyl hydrazides for affording diverse functionalized 1,3-substituted aminoindazoles (Scheme 1c).

We initiated our investigation with 1*H*-indazol-3-amine (**1a**) and 4-methylbenzenesulfonylhydrazide (**2a**) as the starting materials to determine the optimal conditions (Table 1). To our delight, the 1-tosyl-1*H*-indazol-3-amine **3a** was obtained in 22% yield in the presence of Cu(OAc)₂·H₂O and TBHP in CH₃CN at 40 °C under air for 18 h (Table 1, entry 1). The structure of **3a** was confirmed by X-ray crystallographic analysis (Fig. 2).

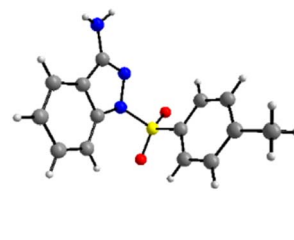
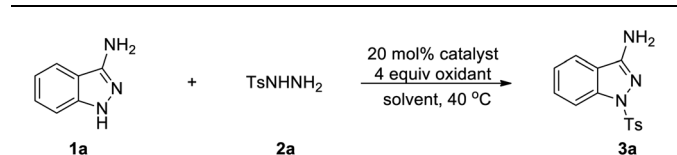


Fig. 2 The X-ray structure of product **3a**.

Encouraged by this result, we then turned our attention to optimize different solvents for this coupling reaction and the product yield in DMSO was as high as 29% (entries 2–5). Subsequently, a variety of copper salts were investigated and CuI gave the best result (entries 4–7). At this juncture, the effect of different oxidants was also investigated; conspicuously, CHP (cumene hydroperoxide) displayed the best performance (56% yield) compared with H₂O₂ or K₂S₂O₈ (entries 14 and 15). When K₂CO₃ was added into the reaction system, the yield of the target product was increased to 65% (entry 16). When changing the molar ratio of substrates by using **1a** (0.3 mmol) and **2a** (0.2 mmol), the yield of the reaction was increased to 73% (entry 17). Moreover, when the reaction was performed in the absence of CuI or CHP under otherwise identical conditions, a stagnant reaction was observed, implying that metal catalyst and oxidant were all obligatory for this transformation (entries 18 and 19).

With these optimized reaction conditions in hand, we evaluated the scope of 1*H*-indazol-3-amine **1** (Table 2). Delightedly, electron-donating and electron-withdrawing substituents on aryl rings of 1*H*-indazol-3-amines were well tolerated under

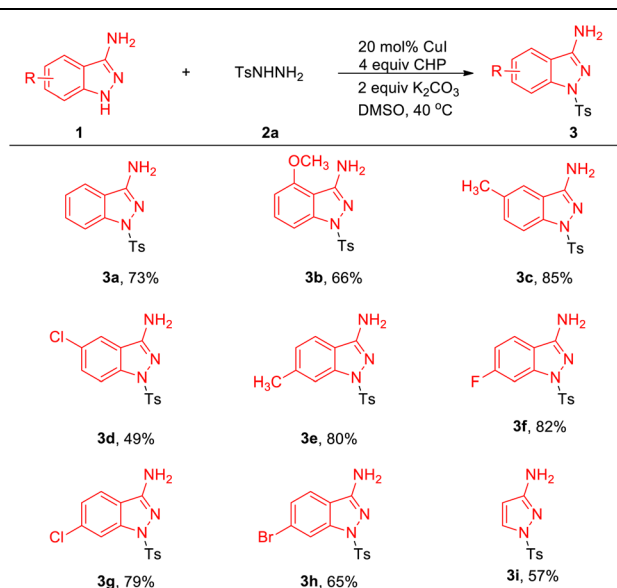
Table 1 Optimization of the reaction conditions^a



Entry	Catalyst	Oxidant	Solvent	Yield ^b (%)
1	Cu(OAc) ₂ ·H ₂ O	TBHP	CH ₃ CN	22
2	Cu(OAc) ₂ ·H ₂ O	TBHP	DCE	24
3	Cu(OAc) ₂ ·H ₂ O	TBHP	THF	<5
4	Cu(OAc) ₂ ·H ₂ O	TBHP	EA	18
5	Cu(OAc) ₂ ·H ₂ O	TBHP	DMSO	29
6	CuI	TBHP	DMSO	40
7	CuBr	TBHP	DMSO	37
8	CuBr ₂	TBHP	DMSO	<5
9	Cu(acac) ₂	TBHP	DMSO	27
10	Cu(OTf) ₂	TBHP	DMSO	<5
11	CuSO ₄ ·5H ₂ O	TBHP	DMSO	12
12	Cu(Te)	TBHP	DMSO	25
13	CuI	CHP	DMSO	56
14	CuI	H ₂ O ₂	DMSO	14
15	CuI	K ₂ S ₂ O ₈	DMSO	n.d.
16 ^c	CuI	CHP	DMSO	65
17 ^d	CuI	CHP	DMSO	73
18		CHP	DMSO	n.d.
19	CuI		DMSO	n.d.

^a Reaction conditions: **1a** (0.2 mmol), **2a** (0.36 mmol, 1.5 equiv.), oxidant (0.8 mmol, 4.0 equiv.), and solvent (2.0 mL) in a test tube at 40 °C for 18 h. ^b Isolated yields. ^c 2 equiv. K₂CO₃. ^d **1a** (0.3 mmol, 1.5 equiv.), **2a** (0.2 mmol). n.d. = not detected. TBHP = *tert*-butyl hydroperoxide (70% in water). CHP = cumene hydroperoxide.

Table 2 Scope of 1*H*-indazol-3-amine^a



^a Reaction conditions: **1** (0.3 mmol, 1.5 equiv.), **2a** (0.2 mmol), CuI (0.04 mmol, 20 mol%), CHP (0.8 mmol, 4.0 equiv.), K₂CO₃ (0.4 mmol, 2.0 equiv.) and DMSO (2.0 mL) in a test tube at 40 °C for 18 h.

optimized reaction conditions and proceeded well with **2a**, resulting in the products **3a–3h** in 53–85% yields.¹¹ Gratifyingly, halogen-containing motifs (**3d**, **3g**, **3h**) also exhibited excellent reactivity under the reaction conditions, highlighting the potential of this process in combination with further conventional cross-coupling transformations. It is noteworthy that 1*H*-pyrazol-3-amine was also compatible with this coupling reaction and corresponding product **3i** was obtained in 57% yield.

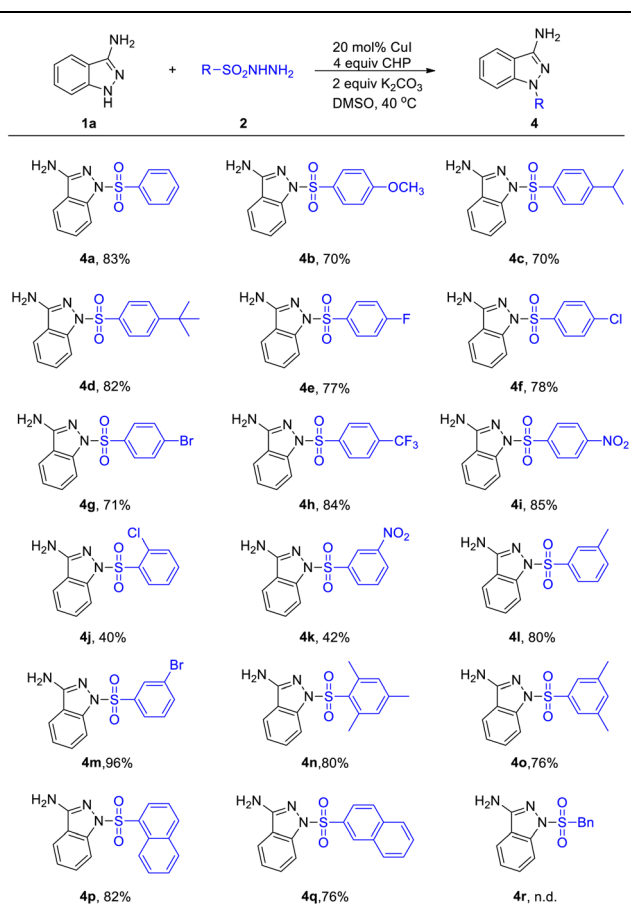
We next evaluated the scope of this coupling reaction with sulfonyl hydrazides as the substrates (Table 3). Pleasingly, various *ortho*-, *meta*-, and *para*-substituted arylsulfonyl hydrazides underwent smooth sulfonylations and provided the desired products (**4a–4m**) in good to excellent yields. Strong electron withdrawing group, such as NO₂ and CF₃, were proved to be suitable substituents to deliver products **4h**, **4i** and **4k** in satisfactory yield. Moreover, increased steric congestion was inconspicuous and 2-Cl-phenylsulfonyl hydrazide could be converted into the corresponding product in 40% yields (**4j**). When introducing multiple substituents to the benzene ring, it has a slight effect on the yields (**4n** and **4o**). To our delight, naphthalene-1-sulfonylhydrazide and naphthalene-2-

sulfonylhydrazide were shown to be slightly less efficient yet nonetheless suitable substrates, affording the desired products **4p** and **4q** in 82% and 76% yield, respectively. It is regrettable that when phenylmethanesulfonylhydrazide was used as a coupling component, it does not work (**4r**).

We also inspected the scalability of this copper-catalyzed coupling reaction and the current protocol could be readily executed on a gram scale by successfully reacting 5 mmol of **2a** with **1a** in one pot to obtain **3a** in 69% yield (Scheme 2a). To shed light on the reaction mechanism for this transformation, control experiments were performed, as shown in Scheme 2b and c. As expected, the addition of well-known radical scavenger TEMPO (2,2,6,6-tetramethyl-1-piperidinyloxy) or BHT (3,5-di-*tert*-butyl-4-hydroxytoluene) suppressed the reaction, the yield of the corresponding target product **3a** has been greatly reduced and only remaining starting material is separated, which indicated that free radical intermediate may be involved in this transformation. Then we carefully analyzed the reaction solution in the presence of BHT, radical adducts **5** and **6** were detected by LC-MS, respectively, which confirms that this transformation undergoes a free radical process.

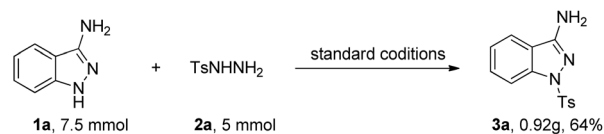
Based on the above experiments and previous studies from the literature,^{4c,12} we propose a plausible mechanism for this transformation, which is depicted in Scheme 3. Initially, Cu(I) species is oxidized by CHP through one-electron transfer to obtain the radical **I** and the Cu(II) species. The radical **I** abstracts one hydrogen atom from the 1*H*-indazol-3-amine **1a** to generate the radical intermediate **A** and releases 2-phenylpropan-2-ol. Meanwhile, the sulfonyl radical **B** was generated was generated from **2** in the presence of copper catalyst and CHP *via* single electron transfer and deprotonation process. Then the

Table 3 Scope of sulfonyl hydrazides^a

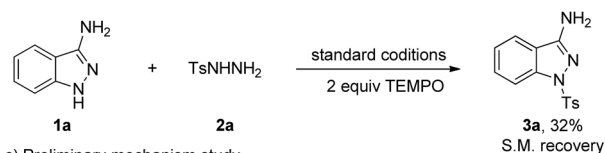


^a Reaction conditions: **1a** (0.3 mmol, 1.5 equiv.), **2** (0.2 mmol), CuI (0.04 mmol, 20 mol%), CHP (0.8 mmol, 4.0 equiv.), K₂CO₃ (0.4 mmol, 2.0 equiv.) and DMSO (2.0 mL) in a test tube at 40 °C for 18 h.

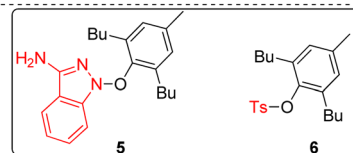
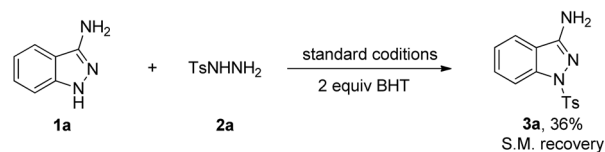
a) Gram-scale synthesis of the product **3a**



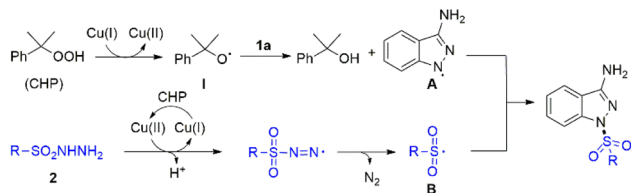
b) Preliminary mechanism study



c) Preliminary mechanism study



Scheme 2 Scaled-up version and preliminary mechanism study.



Scheme 3 Proposed reaction mechanism.

coupling reaction of radical intermediate **A** and radical intermediate **B** gave final product.

Conclusions

In summary, we have implemented a novel Cu-catalyzed radical–radical cross coupling reaction of 3-aminoindazoles with sulfonyl hydrazides to furnish a range of 1,3-substituted aminoindazole derivatives under mild conditions. Our strategy features easily available starting materials, operational simplicity, broad substrate scope and good functionality tolerance. Moreover, a gram-scale reaction has been well conducted. Preliminary mechanistic studies suggest that this coupling reaction may undergo a free radical process. Further explorations on the synthetic utility of this transformation are currently underway in our laboratory.

Conflicts of interest

There are no conflicts to declare.

Acknowledgements

We gratefully acknowledge financial support from University-Industry Collaborative Education Program (202102144039, 202101226005).

Notes and references

- (a) D. D. Gaikwad, A. D. Chapolikar, C. G. Devkate, K. D. Warad, A. P. Tayade, R. P. Pawar and A. J. Domb, *Eur. J. Med. Chem.*, 2015, **90**, 707–731; (b) Y. Hu, D. Cole, R. A. Denny, D. R. Anderson, M. Ipek, Y. Ni, X. Wang, S. Thaisrivongs, T. Chamberlain, J. P. Hall, J. Liu, M. Luong, L.-L. Lin, J.-B. Telliez and A. Gopalsamy, *Bioorg. Med. Chem. Lett.*, 2011, **21**, 4758–4761; (c) J. Schoene, T. Gazzzi, P. Lindemann, M. Christmann, A. Volkamer and M. Nazaré, *ChemMedChem*, 2019, **14**, 1514–1527; (d) D. D. Gaikwad, A. D. Chapolikar, C. G. Devkate, K. D. Warad, A. P. Tayade, R. P. Pawar and A. J. Domb, *Eur. J. Med. Chem.*, 2015, **90**, 707–731; (e) G. Chen, M. Hu and Y. Peng, *J. Org. Chem.*, 2018, **83**, 1591–1597.

- (a) Y. Guo and Q. Gao, *Org. Biomol. Chem.*, 2022, **20**, 7138–7150; (b) W.-C. Yang, C.-Y. Chen, J.-F. Li and Z.-L. Wang, *Chin. J. Catal.*, 2021, **42**, 1865–1875.
- (a) S. G. Balwe and Y. T. Jeong, *Org. Chem. Front.*, 2018, **5**, 1628–1632; (b) S. G. Balwe, S. S. Vagh and Y. T. Jeong, *Tetrahedron Lett.*, 2020, **61**, 152101; (c) W. Kong, Y. Zhou and Q. Song, *Adv. Synth. Catal.*, 2018, **360**, 1943–1948; (d) Y. Zhou, Y. Lou, Y. Wang and Q. Song, *Org. Chem. Front.*, 2019, **6**, 3355–3359; (e) X. Geng, Z. Xu, Y. Cai and L. Wang, *Org. Lett.*, 2021, **23**, 8343–8347; (f) X. Liu, J. Zhou, J. Lin, Z. Zhang, S. Wu, Q. He and H. Cao, *J. Org. Chem.*, 2021, **86**, 9107–9116; (g) J. Zhou, W. Li, H. Zheng, Y. Pei, X. Liu and H. Cao, *Org. Lett.*, 2021, **23**, 2754–2759.
- (a) Y. Zhou, Y. Wang, Y. Lou and Q. Song, *Org. Lett.*, 2019, **21**, 8869–8873; (b) Y. Zhou, Y. Wang, Y. Lou and Q. Song, *Chem. Commun.*, 2019, **55**, 10265–10268; (c) Y. Zhou, L. Lin, Y. Wang, J. Zhu and Q. Song, *Org. Lett.*, 2019, **21**, 7630–7634; (d) Y. Zhou, Y. Wang, Z. Song, T. Nakano and Q. Song, *Org. Chem. Front.*, 2020, **7**, 25–29; (e) J. Teng, S. Sun, J.-T. Yu and J. Cheng, *J. Org. Chem.*, 2019, **84**, 15669–15676.
- Y. Zhou, S. Deng, S. Mai and Q. Song, *Org. Lett.*, 2018, **20**, 6161–6165.
- Y. Guo, P.-F. Huang, B.-Q. Xiong, J.-H. Fan and Y. Liu, *Org. Biomol. Chem.*, 2022, **20**, 6844–6853.
- (a) Y. Zhou, Y. Wang, Y. Lou and Q. Song, *Org. Lett.*, 2018, **20**, 6494–6497; (b) J. Ren, X. Yan, X. Cui, C. Pi, Y. Wu and X. Cui, *Green Chem.*, 2020, **22**, 265–269.
- (a) A. V. Ivachtchenko, E. S. Golovina, M. G. Kadieva, V. M. Kysil, O. D. Mitkin, S. E. Tkachenko and I. M. Okun, *J. Med. Chem.*, 2011, **54**, 8161–8173; (b) X.-Y. Zhu, M. Li, Y.-P. Han, S. Chen, X.-S. Li and Y.-M. Liang, *J. Org. Chem.*, 2017, **82**, 8761–8768.
- K. Hofman, N. W. Liu and G. Manolikakes, *Chem.–Eur. J.*, 2018, **24**, 11852–11863.
- (a) J. Zhu, W.-C. Yang, X.-d. Wang and L. Wu, *Adv. Synth. Catal.*, 2018, **360**, 386–400; (b) K. Hofman, N.-W. Liu and G. Manolikakes, *Chem.–Eur. J.*, 2018, **24**, 11852–11863; (c) J. Liu and L. Zheng, *Adv. Synth. Catal.*, 2019, **361**, 1710–1732; (d) O. M. Mulina, A. I. Ilovaisky, V. D. Parshin and A. O. Terent'ev, *Adv. Synth. Catal.*, 2020, **362**, 4579–4654.
- CCDC 2203869 for **3a**.†
- (a) K. Sun, X.-L. Chen, S.-J. Li, D.-H. Wei, X.-C. Liu, Y.-L. Zhang, Y. Liu, L.-L. Fan, L.-B. Qu, B. Yu, K. Li, Y.-Q. Sun and Y.-F. Zhao, *J. Org. Chem.*, 2018, **83**, 14419–14430; (b) Y. Liu, G. Zheng, Q. Zhang, Y. Li and Q. Zhang, *J. Org. Chem.*, 2017, **82**, 2269–2275; (c) K. Sun, X.-L. Chen, S.-J. Li, D.-H. Wei, X.-C. Liu, Y.-L. Zhang, Y. Liu, L.-L. Fan, L.-B. Qu, B. Yu, K. Li, Y.-Q. Sun and Y.-F. Zhao, *J. Org. Chem.*, 2018, **83**, 14419–14430; (d) F. Chen, Y. Shao, M. Li, C. Yang, S.-J. Su, H. Jiang, Z. Ke and W. Zeng, *Nat. Commun.*, 2021, **12**, 3304.