

# Coupled Cluster Semiclassical Estimates of Experimental Reaction Rates: The Interconversion of Glycine Conformer VIp to Ip

Giacomo Mandelli, Luca Corneo, and Chiara Aieta\*



Cite This: *J. Phys. Chem. Lett.* 2023, 14, 9996–10002



Read Online

ACCESS |



Metrics & More

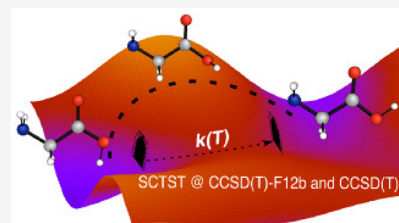


Article Recommendations



Supporting Information

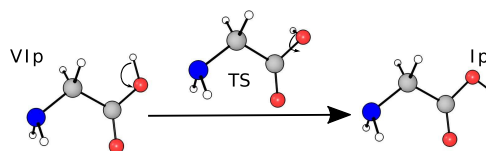
**ABSTRACT:** We apply the full-dimensional Semiclassical Transition State Theory (SCTST) to estimate the rate constant of glycine molecule interconversion between the VIp and Ip conformers. We have reached an electronic structure accuracy up to the explicitly correlated Coupled Cluster method (CCSD(T)-F12b/cc-pVDZ-F12) thanks to our parallel implementation. The reaction has been experimentally investigated in the literature and is known to proceed by quantum mechanical tunneling. The SCTST rates improve over other theoretical methods, and our results align with the experimental measurements, thus confirming the accuracy of the fully coupled anharmonic semiclassical tunneling treatment, providing that the level of electronic structure theory gives a reliable estimate of the reaction barrier height and shape. The comparison with experimental half-life times supports the validity of SCTST for glycine VIp–Ip conformer conversion in the cryogenic temperature range, where this theory is usually not considered applicable due to the onset of the deep tunneling regime.



To establish a synergy between experiments and theory and obtain mechanistic information and reliable interpretations of chemical reactions, two aspects must be considered for a suitable computational approach: First, the inclusion of nuclear quantum effects such as tunneling and Zero Point Energy (ZPE), since these are essential to calculate reaction rates at cryogenic and even at room temperature.<sup>1–4</sup> Second, if it is required to compute accurate estimates of experimental rates, then it may be necessary to employ a high level of electronic structure theory.

This work focuses on glycine, a pivotal molecule in chemistry and biology. It is the smallest and simplest amino acid. Functioning as a fundamental constituent of proteins, it may clarify the origin of life as a molecule within the interstellar medium.<sup>5,6</sup>

Despite glycine's simple structure, its conformational analysis is a complex task due to its ability to adopt multiple conformations.<sup>7–11</sup> These conformations have been studied theoretically and experimentally during the past years.<sup>12–14</sup> The high energy conformer VIp is peculiar among them because it is an elusive conformer due to its very short lifetime from the experimental point of view, even under low temperature and darkness conditions. Its experimental observation was possible thanks to the near-infrared laser light irradiation at the first OH or NH stretching overtone bands of more stable matrix-isolated glycine conformers.<sup>15</sup> Thus, an investigation of VIp glycine conformer reactivity has been prompted. Isomer VIp converts to the global minimum Ip conformer on the glycine Potential Energy Surface (PES) with an isomerization path. This conversion is schematically represented in Figure 1. The reaction coordinate is close to a rigid rotation of the OH group around the principal CO axis of



**Figure 1.** Interconversion reaction from the glycine conformer VIp to Ip. The main contribution to the reaction coordinate is given by the OH moiety rotation.

the molecule, and this large amplitude motion could be fairly anharmonic and coupled to other modes.


Bazsó et al.<sup>15</sup> have observed this phenomenon experimentally with a detailed kinetic study in three different noble gas matrixes. They found the VIp conformer apparent instability is due to its fast decay toward the Ip one. Their study indicates the following half-life times at 12 K:  $2.8 \pm 1.0$  s in xenon,  $4.0 \pm 1.0$  s in krypton, and  $4.4 \pm 1.0$  s in argon. The same reaction was also conducted with isotopic substitutions, thus replacing the two amine group hydrogen atoms and the hydroxyl group hydrogen atom with deuterium. In the trideuterated (TD) glycine case, the rates at 12 K are the following:  $48.0 \pm 1.0$  h in krypton,  $50.0 \pm 1.0$  h in argon, and  $99.3 \pm 2.0$  h in xenon. Given the obtained rates at cryogenic temperatures and the deuteration studies, the interconversion reaction between the

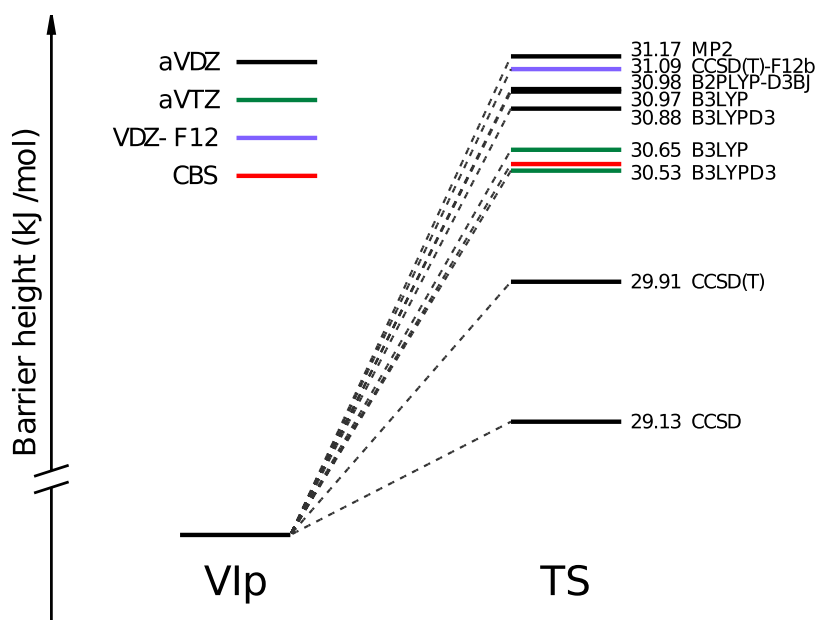
**Received:** September 12, 2023

**Revised:** October 20, 2023

**Accepted:** October 23, 2023

**Published:** October 31, 2023





**Figure 2.** Glycine Vlp to Ip interconversion forward electronic energy barrier heights. Geometry optimizations and energy calculations are computed at the same level of theory and with the same basis set. The red line refers to the Biczysko et al. estimate.<sup>12</sup>

Vlp and Ip isomers is thought to undergo hydrogen tunneling, which would explain the very fast disappearance of the Vlp conformer.

In the present work, we propose to estimate the rate of interconversion of isomer Vlp to isomer Ip of the isolated glycine molecule using a multidimensional, fully coupled, and nonseparable rate theory capable of capturing nuclear quantum effects, including tunneling. A technique that falls into this category is the Semiclassical Transition State Theory (SCTST) developed in the 1970s and later in the 1990s by W. H. Miller et al.<sup>16,17</sup> In recent years, our group developed and applied<sup>4,18,19</sup> SCTST to study tunneling phenomena in organic chemistry and confirm other experimental results which suggest the presence of room temperature heavy atom tunneling. Here, we show that the SCTST can provide experimentally accurate rates at cryogenic temperatures for reactions of medium to high dimensionality. Moreover, our parallel implementation distributed with the Multiwell program suite<sup>4,18,20,21</sup> makes it practical to use high levels ab initio theories such as the CCSD(T) or CCSD(T)-F12b, which allow us to compare theoretical results with experimental reaction rates reducing any ab initio bias.

The SCTST is a convenient theory as it requires only simple quantities, such as the reaction barrier, the harmonic frequencies of the reactant and the transition state, and the anharmonic couplings using the Second-order Vibrational Perturbation Theory (VPT2). The SCTST working formula is the following:

$$k_{\text{SCTST}}(T) = \frac{1}{h} \frac{Q_{\text{TS}}^{\text{tra}}(T)}{Q_{\text{R}}^{\text{tra}}(T)} \frac{Q_{\text{TS}}^{\text{rot}}(T)}{Q_{\text{R}}^{\text{rot}}(T)} \frac{\int_0^{+\infty} N^{\text{SC}}(E) e^{-\beta E} dE}{Q_{\text{R}}^{\text{vib}}(T)} \quad (1)$$

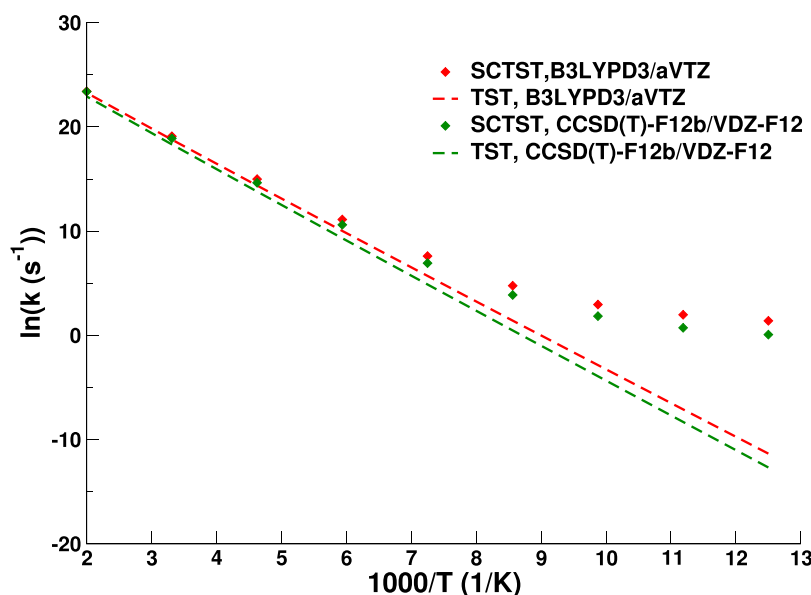
where  $Q_{\text{TS(R)}}^{\text{tra}}(T)$  and  $Q_{\text{TS(R)}}^{\text{rot}}(T)$  are the translational and rotational free motion partition functions for the transition state (reactant). In our calculations,  $Q_{\text{R}}^{\text{vib}}(T)$  is the fully coupled and anharmonic VPT2 vibrational partition function for the reactant molecule, and it is recovered from the reactant

vibrational Density Of States (DOS)  $\rho(E)$  as  $Q_{\text{R}}^{\text{vib}}(T) = \int_0^{+\infty} \rho(E) e^{-\beta E} dE$ .  $N^{\text{SC}}(E)$  is the Cumulative Reaction Probability (CRP) in the semiclassical approximation. The lower bound of the integration in eq 1 corresponds to the reactant ZPE.<sup>16,22,23</sup> To compute  $N^{\text{SC}}(E)$ , Miller and Hernandez<sup>24</sup> exploited the inversion of the standard VPT2 energy expression<sup>25</sup> in terms of the vibrational quantum numbers  $n_k$  extended to the case of a transition state on the PES<sup>24</sup>

$$E(n_1, \dots, n_F) = V_0 + \sum_{k=1}^F \hbar \omega_k \left( n_k + \frac{1}{2} \right) + \sum_{k \leq k'}^F \chi_{kk'} \left( n_k + \frac{1}{2} \right) \left( n_{k'} + \frac{1}{2} \right) \quad (2)$$

to obtain a multidimensional generalization of the WKB barrier penetration integral. In eq 2, for a system with  $F$  vibrational degrees of freedom,  $V_0$  is the potential energy at the stationary point of the PES with the inclusion of a constant  $\mathcal{G}_0$  term arising from the derivation of this expression in VPT2 context,  $\omega_k$  is the harmonic frequency of the  $k$ -th normal mode, the terms  $\chi_{kk'}$  are the anharmonic couplings whose expressions are given in the Supporting Information.

We start by computing the forward barrier heights at different levels of ab initio theory, as shown in Figure 2. In terms of electronic energy, all our forward energy barrier estimates lie within a 2 kJ/mol range. The Biczysko et al.<sup>12</sup> barrier obtained with a composite CCSD(T)/(CBS+CV) scheme is also included within this range. However, their TS geometries are estimated at the B2LYP-D3BJ/aug-cc-pVTZ (aVTZ) level, while our optimizations and energies are calculated at the same ab initio level. Considering the aVDZ basis set, the DFT methods (B3LYP, B2PLYP-D3BJ, and B3LYPD3) give barrier estimates closer to each other than the post-Hartree–Fock methods (MP2, CCSD, and CCSD(T)). To improve the consistency between the barrier estimates, we repeat the calculation with the larger aVTZ basis set (green



**Figure 3.** SCTST and TST reaction rates for the interconversion of ND glycine VIp to Ip. The B3LYPD3/aVTZ and CCSD(T)-F12b/VDZ-F12 rates are shown in temperatures ranging from 77 to 500 K.

lines) and also with the CCSD(T)-F12b/VDZ-F12 model (purple line), obtaining a 0.56 kJ/mol agreement between the different ab initio methods.

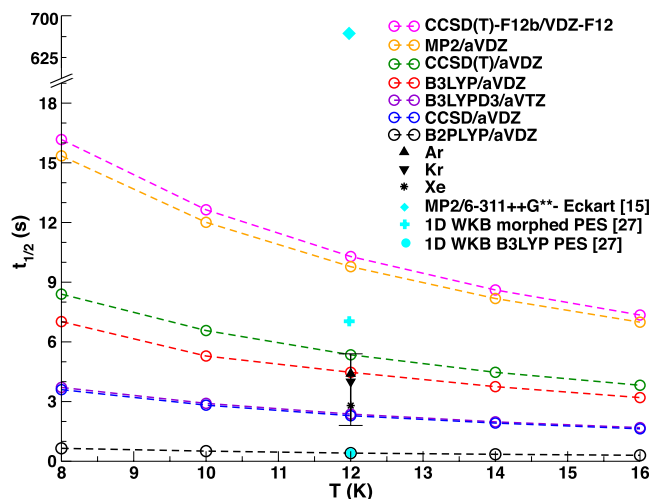
After verifying the accuracy of the forward reaction electronic energy barriers compared to the benchmark results and ensuring convergence in the calculation of the anharmonic couplings, we proceeded to compute the SCTST reaction rates. Two reaction channels are involved in the VIp–Ip isomerization reaction, as the TS involved has two enantiomers and hence two possible conformations at the same energy. Therefore, it is necessary to divide the lifetime by a factor of 2, and the SCTST half-life time for the isomer VIp is calculated as follows:

$$t_{1/2} = \frac{\ln 2}{2k_{\text{SCTST}}} \quad (3)$$

where  $k_{\text{SCTST}}$  is computed using eq 1.

We report in Figure 3 the comparison between the classical and the SCTST results for the nondeuterated (ND) glycine reaction at two selected levels of theory: B3LYPD3/aVTZ and CCSD(T)-F12b/VDZ-F12. The classical and SCTST rates converge asymptotically in the high-temperature range. In Figure 3, the non-negligible difference between the two rate estimates highlights the importance of having a reaction rate theory that can be applied using high-level electronic structure theories (without a fitted potential energy surface). The conspicuous deviation from linearity in the considered temperature range can be attributed to both quantum effects and anharmonicities.

In Figure 4 we plot the SCTST half-life time of the ND conformer VIp in a limited temperature range around the available experimental values at different levels of theory. Experimental results are available at 12 K. All our calculations with methods ranging from DFT to CCSD(T) give results less than 1 order of magnitude away from the experimental values in the three gas matrixes. The consistency among the SCTST rate constants can be rationalized by looking at the anharmonic  $\chi_{kk'}$  coupling variations with the ab initio level of theory (see the Supporting Information). Indeed, despite the changes in



**Figure 4.** Dotted lines: Conformer VIp SCTST half-life times at temperatures ranging from 8 to 16 K at a different level of ab initio theory and BS. Vertical error bar: Uncertainty bar for the experimental results at 12 K in argon, krypton, and xenon matrixes. The cyan symbols indicate literature results from 1D reaction coordinate theoretical approaches.

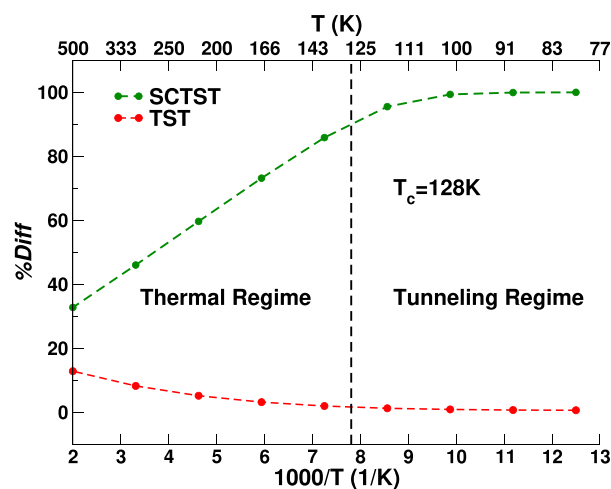
the employed theoretical method and the forward barrier variations, we found a generally small percentage variation in the anharmonic coupling values. The CCSD/aVDZ, all of the B3LYP, and the CCSD(T)/aVDZ calculations provided estimates compatible with the experimental accuracy. The B2PLYP results underestimate the experimental results. Therefore, given the good performances and the general agreement among the other SCTST results, we can assume that the B2PLYP outlier may be caused by a problematic PES around the minimum or transition state geometry. The post-HF methods MP2/aVDZ and CCSD(T)-F12b/VDZ-F12 delivered results within a factor  $\sim 2$  over the experimental half-lives. As we will detail later, we think that the more reliable result is the CCSD(T)-F12b/VDZ-F12 one, and the overestimation of the experimental half-life time is due to the gas

phase calculation that does not account for the cryogenic matrix environment. In Figure 4 we also report other authors' results from theoretical approaches considering a one-dimensional reaction coordinate model (cyan symbols). Bászó et al.<sup>15</sup> used the Eckart model for tunneling through an asymmetric one-dimensional (1D) barrier.<sup>20</sup> They carried out the calculations at the MP2/6-311++G\*\* level of theory and obtained a half-life of 658 s at 12 K (2 orders of magnitude off the experiment). More recently, Bowman et al.<sup>26</sup> fitted a DFT B3LYP/aug-cc-pVDZ (aVDZ) PES and computed the rate of isomerization by locating the tunneling path and using a 1D approach to compute the WKB penetration integral.<sup>27</sup> Under these approximations, their estimate of the isomerization rate is 0.43 s (underestimating by 1 order of magnitude the experimental results). Then, they applied a morphing technique to adjust their 1D barrier height to the energy difference between the conformers and the TS optimized at the CCSD(T)/aVDZ level of theory (even if the authors point out that the CCSD(T) saddle point geometry did not fully converge). The adjusted higher barrier lengthens the Vlp conformer half-life to 7 s. These 1D approaches are based on describing the reaction as a rigid rotation of the –OH group and approximating the involvement of other parts of the molecule by relaxing the geometry along the torsional PES cut. Instead, our SCTST fully coupled and anharmonic calculations are able to give accurate estimates of the half-life time using a high level of electronic structure theory without the need for a fitted potential energy surface and without resorting to one-dimensional models of the reaction coordinate.

To confirm the ability of our SCTST calculations to describe the tunneling in the Vlp–Ip glycine conversion, we proceed with the trideuteration of the molecule, involving the OH and the two NH<sub>2</sub> hydrogen atoms, as was done in the experiments. The trideuterated (TD) molecule shows a significant speed reduction in the interconversion reaction compared to the nondeuterated one. Other than being caused by classical effects of the increasing mass, such a phenomenon has been proven to be related to the quantum mechanical tunneling of the hydrogen atom. Specifically, deuteration causes a slight increase in the barrier height when considering anharmonic ZPE-corrected barriers (see the Supporting Information). However, most importantly, the tunneling contribution to the rate from the lowest level, which is the most important at cryogenic temperatures even in the TD case, will decrease if compared to that in the ND case. We can picture this with a 1D separable assumption of the reaction coordinate; if the ZPE is lower in the TD reactant molecule, then a thicker barrier must be penetrated. As a remark, we report in Figure 5, the percentage difference between the rates for the ND and the TD glycine molecules,

$$\%Diff = \frac{k_{ND} - k_{TD}}{k_{ND}} \times 100 \quad (4)$$

both in the classical (TST) and the semiclassical (SCTST) case at the B3LYPD3/aVTZ level of theory. Indeed, the TST %Diff is only affected by classical contributions from the deuterium substitutions while the SCTST %Diff is also affected by changes in the quantum and anharmonic contributions related to the mass increase. As the temperature decreases, % Diff goes asymptotically to a constant value close to 0.5 in the TST case. The ZPE difference between the TD and the ND molecules causes this effect. In the SCTST case, instead, after

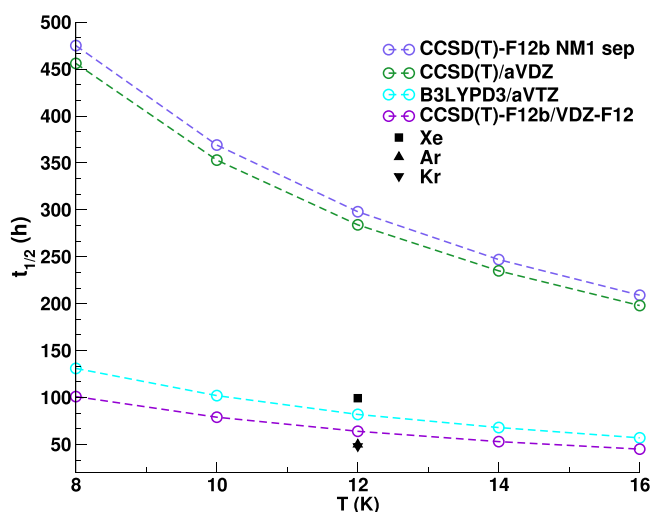


**Figure 5.** Percent difference between the trideuterated (TD) and nondeuterated (ND) rates for the classical TST and the quantum SCTST calculations in a temperature ranging from 77 to 500 K. Calculations are done at the B3LYPD3/aVTZ level of theory. The vertical dashed line indicates the crossover temperature  $T_c$  that marks the transition from the thermal to the tunneling regime.

an initial regime in which the %Diff almost linearly increases while the temperature decreases, a plateau is reached at a value close to 100%. Between 500 and 125 K, there is competition between over-the-barrier and tunneling processes, while below ~125 K, tunneling starts to dominate as demonstrated by the temperature independence of the ND and TD rate constant difference. This is compatible with the harmonic estimate of the crossover temperature  $T_c = \frac{\hbar \omega_{\ddagger}}{2\pi k_B}$  which is an indication of the temperature at which tunneling and over-the-barrier reaction mechanisms are equally important.<sup>28</sup> For the B3LYPD3/aVTZ model of the present reaction,  $T_c = 128$  K.

At cryogenic temperatures, deuteration does not switch off the tunneling phenomena. The SCTST and the experimental results are shown in Figure 6. The B3LYPD3/aVTZ results in the gas phase lead to a 12 K half-life time estimate of the same order of magnitude as the experimental rates measured in different gas matrixes. The SCTST rates at the CCSD(T)/aVDZ level of theory for the TD molecule are instead slower ( $3.39 \times 10^{-7} \text{ s}^{-1}$ ) than the experimental values at 12 K (experimental range:  $2.00 \times 10^{-6}$  to  $9.72 \times 10^{-7} \text{ s}^{-1}$ ). For the TD molecule with CCSD(T)-F12b/VDZ-F12, we obtained some anomalously large and negative terms for the couplings involving the lowest frequency normal mode, which hampers the SCTST calculation (see the couplings reported in the Supporting Information). With a larger step size for the finite difference derivative calculations, the anomalously large couplings are slightly reduced (but still quite large), giving a fully coupled half-life of 64 h at 12 K. Then, we decoupled the lowest frequency mode and considered it as a separate vibration, and the half-life time is close to that of the CCSD(T)/aVDZ one. All the explored approaches provide a half-life estimate within a factor of 3 of the experimental values, supporting that SCTST correctly models the TD molecule reaction. As in the ND molecule case, we regard the CC half-life calculations as the most reliable, confirming the hypothesis that gas phase estimates miss the effect of the matrix environment.





**Figure 6.** SCTST half-life times for the interconversion of TD glycine Vlp to Ip. The B3LYPD3/aVTZ, CCSD(T)/aVDZ, and CCSD(T)-F12b/VDZ-F12 half-life times are shown in a temperature range from 8 to 16 K. The experimental results at 12 K in different gas matrixes are reported with black-filled symbols without error bars as they would not be visible on this time scale. The CCSD(T)-F12 values with the first normal mode separated in the calculation of the anharmonic constants are reported with the following label: CCSD(T)-F12 NM1 sep.

The computed SCTST half-life times show a dependence on the anharmonically corrected forward reaction barrier and the  $-\omega_F$  frequency of the reactive mode. Indeed, as shown in the [Supporting Information](#), the general trend confirms that not only does the energy barrier play a role in estimating the rate constant but at cryogenic temperatures, the barrier width is also crucial. The latter can be estimated harmonically with the curvature at the top of the barrier using the imaginary frequency of the reactive mode. For example, considering the TD molecule in the B3LYPD3/aVTZ case, we have an imaginary frequency of  $414i \text{ cm}^{-1}$  and an anharmonic barrier of  $27.28 \text{ kJ/mol}$  while for the CCSD(T)/aVDZ we have a frequency of  $397i \text{ cm}^{-1}$  and a barrier of  $26.90 \text{ kJ/mol}$ . From these values and especially from the differences in the barrier width at the top, we expect the kinetic rate constant of the CC to be slower than the DFT one, despite the barrier being slightly higher for the DFT model. The CC rate constant is indeed  $3.39 \times 10^{-7} \text{ s}^{-1}$  while the B3LYPD3 is  $1.17 \times 10^{-6} \text{ s}^{-1}$ . The compensation effect between the barrier height and its width can give an indication of the relative magnitude of the rate constant for two ab initio methods. This is just an estimate as the anharmonic couplings, as shown, play a fundamental role in assessing the final SCTST rate constants value.

As anticipated in the results presented above, the specific gas matrix affects the experimental rate constants. This effect is observed in other reactions, such as the formic acid conformer interconversion.<sup>29</sup> This phenomenon may be caused by phononic interactions depending on the matrix used,<sup>30</sup> and differences can also arise depending on the site occupied by the reacting molecule in the matrix.<sup>7,31</sup> In the glycine case, this difference is emphasized in the TD experiment, where the rate constant in the xenon gas matrix is significantly slower than the other two matrixes. Our simulations are all carried out under vacuum conditions. Therefore, we expect the system behavior to be influenced by the absence of the environment. This can be the source of the difference between the experimental and

CCSD(T)-F12b results. This aligns with the observation that the F12 rate constant value in vacuum agrees with the trend observed for the rate in different matrixes: the lighter the matrix, the slower the reaction (except for Xe matrix TD experimental result); see [Figure 4](#). It will be interesting to investigate with a detailed study the effects of the medium on the SCTST reaction rates thanks to the ability of this approach to include the reaction coordinate coupling with the other modes. This topic has been deferred to a future study.

It is well-known that the SCTST rate theory can fail for reactions that proceed in the deep tunneling regime.<sup>32</sup> The deep tunneling regime occurs when the temperature is very low, so that the reactant system level occupation is limited to states well below the top of the barrier. In general, the deeper the levels, the more anharmonic the shape of the barrier. In the present glycine Vlp–Ip conformer conversion reaction study, the temperature is very low, but in this case, this is insufficient to claim that the SCTST becomes invalid. This has to be checked case by case. The diagonal coupling term for the reactive mode  $\chi_{FF}$  is negative for the present reaction at all the considered electronic structure levels. As discussed by Barker and Wagner,<sup>32,33</sup> the deep tunneling failure of SCTST occurs when the multidimensional barrier penetration integral

$$\frac{2\pi D}{\hbar\Omega_F} \left( 1 - \sqrt{1 - \frac{\Delta E}{D}} \right)$$
 becomes complex, that is, when  $\Delta E > D = -\hbar^2\Omega_F^2/4\chi_{FF}$ . In these expressions  $-\Delta E$  is the vibrational energy available along the reaction coordinate and  $\hbar\Omega_F$  is the effective reaction coordinate frequency (see, for instance, ref 32 for explicit definitions  $\Delta E$  and  $\hbar\Omega_F$ ). We numerically monitored that this never happened in our calculations for both the ND and the TD cases. We additionally implemented the Wagner deep tunneling SCTST correction and employed it in the B3LYPD3/aVTZ case as an example. As expected, it does not significantly impact the calculated half-life time values (see the [Supporting Information](#)). The TD rates are slightly more sensitive to the inclusion of the Wagner correction because the tunneling is deeper in the TD case due to the lower ZPE.

In conclusion, in this work, we have pushed the boundaries of the reaction rate calculations state-of-the-art in terms of both nuclear quantum effects treatment and the underlying ab initio level of theory. We have shown that with SCTST it is possible to predict experimental reaction rates of glycine conformer interconversion, including full-dimensional quantum effects and full anharmonic coupling of all reactive and bound modes. Thanks to our SCTST implementation, we reached the CCSD(T)-F12b/VDZ-F12 level of theory without a fitted PES, and all our estimates are within a factor of 2 (3 for the TD case) compared to experimental values. We shed light on the capabilities of SCTST to venture into the cryogenic temperature regime. Specifically, we numerically assessed the validity of SCTST for glycine conformer interconversion at cryogenic temperature. We also think it is valuable to confirm or reassess available glycine interconversion rate estimates with the SCTST approach to analyze which key physical effects contribute to the accuracy of the predictions. Future work will focus on explicitly considering the matrix environment and investigating the abundant literature reaction rate data measured in rare gas matrixes at cryogenic temperatures, such as the formic acid rotamerization.<sup>29</sup>

## METHODS

To compute the anharmonic couplings, we used our FDACC script<sup>20</sup> interfaced with the Gaussian16 software<sup>34</sup> for the optimization, the Hessian and the Single Point Energy (SPE) calculations. For the Coupled-Cluster (CC) calculations using the CCSD(T)-F12b method with the VDZ-F12 BS, we interfaced the FDACC program with the MOLPRO software.<sup>35</sup> With this explicitly F12 correlated method,<sup>36,37</sup> the accuracy of the results with the VDZ-F12 BS reaches at least the conventional aVQZ quality. Especially for this system with a flat and quartic minimum for the VIp conformer, it is necessary to be cautious when optimizing the structures. Indeed, when the second derivative matrix is computed, it is essential to verify that the eigenvalues associated with rotation and translation motions are small enough. Furthermore, extra care must be taken in evaluating the stability of ab initio calculations in terms of the TS anharmonic analysis. For our calculations, we checked the convergence of the rates with the finite difference step size that we employed for the potential derivatives necessary for the anharmonic couplings. We found a 0.5–0.4 step size (for its definition, see eq 26 in ref 4) delivers reliable results for all ab initio methods considered here. The FDACC script implements the second-order vibrational perturbation theory plus resonances (VPT2+K) expression to account for accidental frequency degeneracy.<sup>4,38</sup> For the density of states calculation, the barrier penetration integrals necessary for the SCTST are obtained with the paradensum and parsctst programs of the Multiwell program suite.<sup>18,19</sup> In our calculation, we also included the barrier frequency correction factor for the F-th reactive mode  $\gamma = \left(1 - \frac{\chi_{FF}^2}{(h\omega_i)^2}\right)^2$  as suggested in ref 39. The details about the parameters and the input used can be found in the Supporting Information.

## ASSOCIATED CONTENT

### Supporting Information

The Supporting Information is available free of charge at <https://pubs.acs.org/doi/10.1021/acs.jpcllett.3c02560>.

Optimized geometries for all levels of theory considered, the explicit formula for the anharmonic couplings, numerical values of harmonic and anharmonic barriers, imaginary frequencies and TST and SCTST rate values and half-life times at all levels of electronic structure theory considered, reaction rates with Wagner deep tunneling correction, and the values of the harmonic and anharmonic coupling in the paradensum and the parsctst programs input form (PDF)

(PDF)

## AUTHOR INFORMATION

### Corresponding Author

Chiara Aieta – Dipartimento di Chimica, Università degli Studi di Milano, Milano 20133, Italy; [orcid.org/0000-0003-1433-8451](https://orcid.org/0000-0003-1433-8451); Email: [chiara.aieta@unimi.it](mailto:chiara.aieta@unimi.it)

### Authors

Giacomo Mandelli – Dipartimento di Chimica, Università degli Studi di Milano, Milano 20133, Italy; [orcid.org/0000-0001-9861-7612](https://orcid.org/0000-0001-9861-7612)

Luca Corneo – Dipartimento di Chimica, Università degli Studi di Milano, Milano 20133, Italy; [orcid.org/0009-0003-1600-0750](https://orcid.org/0009-0003-1600-0750)

Complete contact information is available at: <https://pubs.acs.org/doi/10.1021/acs.jpcllett.3c02560>

## Notes

The authors declare no competing financial interest.

## ACKNOWLEDGMENTS

The authors thank Prof. Gábor Czako for giving precious advice about the CCSD(T)-F12 MOLPRO calculations, Prof. Michele Ceotto, and Dr. Riccardo Conte for useful discussion. G.M. thanks the Università degli Studi di Milano for a Ph.D. scholarship. Part of the needed CPU time was provided by CINECA (Italian Supercomputing Centre) under the ISCRAC project SCTSTGly - HP10C0CQE0.

## REFERENCES

- (1) Meisner, J.; Kästner, J. Atom tunneling in chemistry. *Angew. Chem., Int. Ed.* **2016**, *55*, 5400–5413.
- (2) Castro, C.; Karney, W. L. Heavy-atom tunneling in organic reactions. *Angew. Chem.* **2020**, *132*, 8431–8442.
- (3) Schreiner, P. R. Quantum mechanical tunneling is essential to understanding chemical reactivity. *Trends Chem.* **2020**, *2*, 980–989.
- (4) Mandelli, G.; Aieta, C.; Ceotto, M. Heavy atom tunneling in organic reactions at coupled cluster potential accuracy with a parallel implementation of anharmonic constant calculations and semiclassical transition state theory. *J. Chem. Theory Comput.* **2022**, *18*, 623–637.
- (5) Ioppolo, S.; Fedoseev, G.; Chuang, K.-J.; Cuppen, H.; Clements, A.; Jin, M.; Garrod, R.; Qasim, D.; Kofman, V.; van Dishoeck, E.; et al. A non-energetic mechanism for glycine formation in the interstellar medium. *Nat. Astron.* **2021**, *5*, 197–205.
- (6) Ehrenfreund, P.; Glavin, D. P.; Botta, O.; Cooper, G.; Bada, J. L. Extraterrestrial amino acids in Orgueil and Ivuna: tracing the parent body of CI type carbonaceous chondrites. *Proc. Natl. Acad. Sci. U. S. A.* **2001**, *98*, 2138–2141.
- (7) Stepanian, S.; Reva, I.; Radchenko, E.; Rosado, M.; Duarte, M.; Fausto, R.; Adamowicz, L. Matrix-isolation infrared and theoretical studies of the glycine conformers. *J. Phys. Chem. A* **1998**, *102*, 1041–1054.
- (8) Balabin, R. M. Conformational equilibrium in glycine: experimental jet-cooled raman spectrum. *J. Phys. Chem. Lett.* **2010**, *1*, 20–23.
- (9) Barone, V.; Biczysko, M.; Bloino, J.; Puzzarini, C. Accurate structure, thermodynamic and spectroscopic parameters from CC and CC/DFT schemes: the challenge of the conformational equilibrium in glycine. *Phys. Chem. Chem. Phys.* **2013**, *15*, 10094–10111.
- (10) Godfrey, P. D.; Brown, R. D. Shape of glycine. *J. Am. Chem. Soc.* **1995**, *117*, 2019–2023.
- (11) Vishveshwara, S.; Pople, J. A. Molecular orbital theory of the electronic structures of organic compounds. 32. Conformations of glycine and related systems. *J. Am. Chem. Soc.* **1977**, *99*, 2422–2426.
- (12) Shu, C.; Jiang, Z.; Biczysko, M. Toward accurate prediction of amino acid derivatives structure and energetics from DFT: Glycine conformers and their interconversions. *J. Mol. Model.* **2020**, *26*, 1–13.
- (13) Orján, E. M.; Nacsa, A. B.; Czako, G. Conformers of dehydrogenated glycine isomers. *J. Comput. Chem.* **2020**, *41*, 2001–2014.
- (14) Gabas, F.; Conte, R.; Ceotto, M. On-the-fly ab initio semiclassical calculation of glycine vibrational spectrum. *J. Chem. Theory Comput.* **2017**, *13*, 2378–2388.
- (15) Bazsó, G.; Magyarfalvi, G.; Tarczay, G. Tunneling lifetime of the ttc/VIp conformer of glycine in low-temperature matrices. *J. Phys. Chem. A* **2012**, *116*, 10539–10547.

- (16) Miller, W. H. Semiclassical limit of quantum mechanical transition state theory for nonseparable systems. *J. Chem. Phys.* **1975**, *62*, 1899–1906.
- (17) Hernandez, R.; Miller, W. H. Semiclassical transition state theory. A new perspective. *Chem. Phys. Lett.* **1993**, *214*, 129–136.
- (18) Aieta, C.; Gabas, F.; Ceotto, M. An efficient computational approach for the calculation of the vibrational density of states. *J. Phys. Chem. A* **2016**, *120*, 4853–4862.
- (19) Aieta, C.; Gabas, F.; Ceotto, M. Parallel implementation of semiclassical transition state theory. *J. Chem. Theory Comput.* **2019**, *15*, 2142–2153.
- (20) Barker, J. R. *MultiWell-2023 software suite*; University of Michigan: Ann Arbor, Michigan, USA, 2023; <http://clasp-research.engin.umich.edu/multiwell/>.
- (21) Aieta, C.; Micciarelli, M.; Bertaina, G.; Ceotto, M. Anharmonic quantum nuclear densities from full dimensional vibrational eigenfunctions with application to protonated glycine. *Nat. Commun.* **2020**, *11*, 4348.
- (22) Miller, W. H. Quantum mechanical transition state theory and a new semiclassical model for reaction rate constants. *J. Chem. Phys.* **1974**, *61*, 1823–1834.
- (23) Gutzwiller, M. C. Periodic orbits and classical quantization conditions. *J. Math. Phys.* **1971**, *12*, 343–358.
- (24) Miller, W. H.; Hernandez, R.; Handy, N. C.; Jayatilaka, D.; Willetts, A. Ab initio calculation of anharmonic constants for a transition state, with application to semiclassical transition state tunneling probabilities. *Chem. Phys. Lett.* **1990**, *172*, 62–68.
- (25) Mills, I. M. In *Molecular spectroscopy: modern research*; Rao, K. N., Matthews, C. W., Eds.; Academic Press: New York, NY, 1972; Vol. 1; Chapter 3.2 Vibration-rotation structure in asymmetric and symmetric-top molecules, pp 115–140.
- (26) Conte, R.; Houston, P. L.; Qu, C.; Li, J.; Bowman, J. M. Full-dimensional, ab initio potential energy surface for glycine with characterization of stationary points and zero-point energy calculations by means of diffusion Monte Carlo and semiclassical dynamics. *J. Chem. Phys.* **2020**, *153*, 244301.
- (27) Qu, C.; Houston, P. L.; Conte, R.; Nandi, A.; Bowman, J. M. MULTIMODE calculations of vibrational spectroscopy and 1d interconformer tunneling dynamics in Glycine using a full-dimensional potential energy surface. *J. Phys. Chem. A* **2021**, *125*, 5346–5354.
- (28) Gillan, M. Quantum-classical crossover of the transition rate in the damped double well. *J. Phys. C: Solid State Phys.* **1987**, *20*, 3621–3641.
- (29) Domanskaya, A.; Marushkevich, K.; Khriachtchev, L.; Räsänen, M. Spectroscopic study of cis-to-trans tunneling reaction of HCOOD in rare gas matrices. *J. Chem. Phys.* **2009**, *130*, 154509.
- (30) Pettersson, M.; Maçôas, E.; Khriachtchev, L.; Lundell, J.; Fausto, R.; Räsänen, M. Cis→trans conversion of formic acid by dissipative tunneling in solid rare gases: Influence of environment on the tunneling rate. *J. Chem. Phys.* **2002**, *117*, 9095–9098.
- (31) Reva, I. D.; Plokhotnichenko, A. M.; Stepanian, S. G.; Ivanov, A. Y.; Radchenko, E. D.; Sheina, G. G.; Blagoi, Y. P. The rotamerization of conformers of glycine isolated in inert gas matrices. An infrared spectroscopic study. *Chem. Phys. Lett.* **1995**, *232*, 141–148.
- (32) Wagner, A. F. Improved multidimensional semiclassical tunneling theory. *J. Phys. Chem. A* **2013**, *117*, 13089–13100.
- (33) Nguyen, T. L.; Barker, J. R.; Stanton, J. F. In *Advances in atmospheric chemistry*; Barker, J. R., Steiner, A. L., Wallington, T. J., Eds.; World Scientific, 2017; Vol. 1; Chapter 6: Atmospheric reaction rate constants and kinetic isotope effects computed using the HEAT protocol and semi-classical transition state theory, pp 403–492.
- (34) Frisch, M. J.; Trucks, G. W.; Schlegel, H. B.; Scuseria, G. E.; Robb, M. A.; Cheeseman, J. R.; Scalmani, G.; Barone, V.; Petersson, G. A.; Nakatsuji, H. et al. *Gaussian16*, Revision C.01; Gaussian Inc.: Wallingford CT, 2016.
- (35) Werner, H.-J.; Knowles, P. J.; Knizia, G.; Manby, F. R.; Schütz, M. Molpro: a general-purpose quantum chemistry program package. *Wiley Interdiscip. Rev.: Comput. Mol. Sci.* **2012**, *2*, 242–253.
- (36) Knizia, G.; Adler, T. B.; Werner, H.-J. Simplified CCSD (T)-F12 methods: theory and benchmarks. *J. Chem. Phys.* **2009**, *130*, No. 054104.
- (37) Peterson, K. A.; Adler, T. B.; Werner, H.-J. Systematically convergent basis sets for explicitly correlated wavefunctions: the atoms H, He, B–Ne, and Al–Ar. *J. Chem. Phys.* **2008**, *128*, No. 084102.
- (38) Rosnik, A. M.; Polik, W. F. VPT2+ K spectroscopic constants and matrix elements of the transformed vibrational Hamiltonian of a polyatomic molecule with resonances using Van Vleck perturbation theory. *Mol. Phys.* **2014**, *112*, 261–300.
- (39) Stanton, J. F. Semiclassical transition-state theory based on fourth-order vibrational perturbation theory: The symmetrical Eckart barrier. *J. Phys. Chem. Lett.* **2016**, *7*, 2708–2713.