

LETTER

Selection on non-social traits limits the invasion of social cheats

Andrew D. Morgan,^{1,2*} Benjamin J. Z. Quigley,^{1†} Sam P. Brown,^{1,2*} and Angus Buckling^{1,3}

Abstract

While the conditions that favour the maintenance of cooperation have been extensively investigated, the significance of non-social selection pressures on social behaviours has received little attention. In the absence of non-social selection pressures, patches of cooperators are vulnerable to invasion by cheats. However, we show both theoretically, and experimentally with the bacterium *Pseudomonas fluorescens*, that cheats may be unable to invade patches of cooperators under strong non-social selection (both a novel abiotic environment and to a lesser extent, the presence of a virulent parasite). This is because beneficial mutations are most likely to arise in the numerically dominant cooperator population. Given the ubiquity of novel selection pressures on microbes, these results may help to explain why cooperation is the norm in natural populations of microbes.

Keywords

Bacteria, cheat, coevolution, phage, positive frequency dependence, spatial structuring.

Ecology Letters (2012) 15: 841–846

INTRODUCTION

Spatial structure can favour the maintenance of indiscriminate cooperation through increases in the genetic similarity of interacting individuals, but cooperating patches can still be invaded by ‘cheats’ that benefit from the cooperative behaviour, but do not pay the costs of participating in it (Hamilton 1963, 1964; Nowak 2006). However, where explicitly investigated, cooperation is the norm in natural populations of microbes. For example, only eight of 345 natural isolates of *Pseudomonas aeruginosa* were found to be cheats with respect to the production of extracellular iron-scavenging siderophores (Bodilis *et al.* 2009). While this could be explained to some extent by assuming cheats rarely encounter patches of cooperators through immigration, a number of recent studies demonstrate how easily cheats can be generated by mutation, and subsequently increase in frequency (Rainey & Rainey 2003; Harrison & Buckling 2005; Sandoz *et al.* 2007; Kohler *et al.* 2009; Racey *et al.* 2010). Cheat invasion can be prevented if a single locus that confers cheating behaviour has a negative effect on another fitness trait (Foster *et al.* 2004), but such pleiotropy does not seem to be common in microbial cooperative behaviours (West *et al.* 2007), and certainly does not limit the invasion of siderophore cheats in laboratory adapted strains of *Pseudomonas aeruginosa* (Harrison & Buckling 2005). Here, we investigate a simple and potentially ubiquitous mechanism limiting cheat invasion in natural populations of microbes: strong non-social selection pressures.

Environmental change, particularly changes in other interacting organisms such as predators (Feldman *et al.* 2009), parasites (Koskella & Lively 2007), and competitors (Joshi & Thompson 1996), can result in maladaptation of populations to their local environment, and hence strong selection (Bell 2010). Assuming new patches are founded by cooperating cells, as patches of cooperators

are more productive and so produce more migrants (Hamilton 1963, 1964; Nowak 2006), beneficial mutations are more likely to arise by chance in the numerically dominant cooperator population, than in rare invading cheats. If these non-social beneficial mutations are under stronger selection than the cheating mutation, cooperative alleles will hitchhike with the beneficial mutations and the cheating mutation will decrease in frequency by clonal interference (Fisher 1930; Schiffels *et al.* 2011) from the beneficial non-social mutation. Crucially, there are likely to be many selective sweeps due to continual environmental change (especially with a coevolving parasite), or if multiple mutations are required to reach fitness optima. Hence, although a cheat may gain a beneficial non-social mutation, or a cheat may emerge from a cooperator population that has gained one beneficial non-social mutation, additional beneficial mutations are more likely to arise in the numerically dominant cooperator population.

To test our hypothesis of indirect positive frequency-dependent cooperator fitness when adapting to novel environments, we developed a theoretical model and tested it by evolving populations of the bacterium *Pseudomonas fluorescens* SBW25. Wild-type *P. fluorescens* produces extracellular siderophores that scavenge iron from the environment and are re-adsorbed by cells (Cornelis 2010), and we establish here that siderophore production is a cooperative trait, as is the case in the closely related bacterium, *Pseudomonas aeruginosa* (Griffin *et al.* 2004). We then evolved mixed populations of wild-type *P. fluorescens* and an isogenic mutant cheat strain at various starting frequencies. Strong directional selection was created by culturing them for *c.* 40 generations in iron-limited nutrient media, a novel environment for these non-laboratory adapted bacteria. Moreover, some populations were coevolved with a virus (the lytic DNA bacteriophage, SBW25Φ2), resulting in continual strong selection for resistance (Buckling & Rainey 2002; Morgan *et al.* 2005). Note that competition

¹ Department of Zoology, University of Oxford, South Parks Road, Oxford, OX1 3PS, UK

² Institute of Evolutionary Biology, School of Biological Sciences, University of Edinburgh, King's Buildings, Edinburgh, EH9 3JT, UK

³ Biosciences, University of Exeter, Penryn, Cornwall, TR10 9EX, UK

*Correspondence: E-mail: andrew.morgan@ed.ac.uk; sam.brown@ed.ac.uk

†These authors contributed equally to the work

Re-use of this article is permitted in accordance with the Terms and Conditions set out at http://wileyonlinelibrary.com/onlineopen#OnlineOpen_Terms (Free access after print publication in July 2012)

occurs only within-, and not between-, patches (i.e. soft selection; (Wallace 1975)) in both our model and experiments, although we implicitly assume the operation of global regulation and hence between-patch competition (i.e. hard selection) to explain why cooperators are likely to be the first to colonise empty patches.

MATERIALS AND METHODS

Theoretical methods

To explore the consequences of ongoing non-social selection pressures on the evolution of cooperation, we constructed a simple model to calculate the expected change Δp in the frequency p of a cooperative allele across a period of environmental adaptation (incorporating both selection and subsequent population recovery to a static carrying capacity K). We assumed that selection on the social trait is weak, and that selection is strong on an uncorrelated trait that drives environmental adaptation, such as resistance to a parasite. Together these assumptions allowed the calculation of Δp as the probability weighted sum of changes when cooperators alone gain resistance ($\Delta p = 1 - p$; cooperators fix); when cheats alone gain resistance ($\Delta p = -p$; cheats fix); and when neither or both cooperators or cheats gain resistance ($\Delta p = 0$). Assuming a binomial distribution of resistance mutations, and using a framework based on the Price Equation (Gardner 2008), we were able to calculate predicted changes in p (see Figure S1).

Experimental materials and methods

Microcosms

Populations of *P. fluorescens* were grown in static microcosms, which consisted of 30 mL glass universals containing 6 mL of King's media B (KB). We used static microcosms for consistency with previous studies (Griffin *et al.* 2004; Kummerli *et al.* 2009), where siderophore cheats can readily invade, presumably because of the high diffusibility of siderophores in liquid media. Hence each microcosm behaved as a single mixed patch with no migration, and so the role of kin selection was considered to be negligible. To create iron limited conditions, $70 \mu\text{g mL}^{-1}$ of apotransferrin was added to chelate the iron, and sodium bicarbonate (which is needed to raise the pH for the chelating activity of the apotransferrin) was added to a final concentration of 20 mM (Griffin *et al.* 2004). Additionally the microcosms were supplemented with an excess of pantothenic acid (0.0024%) (Rainey & Travisano 1998) to allow the cost-free growth of the marked wild-type (panB) strain (see below).

Determining fitness of cheat in presence and absence of cooperator

We first determined whether the cheat strain behaved as cheat by having higher fitness in the presence of the wild-type cooperator, than it was alone. Six replicate microcosms were set up per treatment. The treatments were: 100% (monoculture) cheat, 100% (monoculture) wild-type, 50%: 50% wild-type to cheat ratio, and 99.99%: 0.01% wild-type to cheat ratio. These ratios were chosen as they were the highest and lowest starting cheat frequencies used in the subsequent evolution experiment, allowing us to determine whether the cheat could invade across the whole range of frequencies in the absence of evolution. We note that by examining these extreme frequencies we assume a monotonic frequency effect. The wild-type bacterium was an isogenic *Pseudomonas fluorescens* SBW25 marked with a deletion of the entire *panB* gene, turning it into a

pantothenate auxotroph (Rainey & Travisano 1998). This marker has no negative effects on fitness when grown in an excess of pantothenate (Rainey & Travisano 1998), but allows the strain to be distinguished from the cheat on agar plates (see the 'enumeration of wild-type and cheat' section below). The cheat bacterium was an isogenic strain of *P. fluorescens* SBW25 that had the *pvdL* gene knocked out ($\Delta pvdL$) (Moon *et al.* 2008): *pvdL* is predicted to encode a non-ribosomal peptide synthase involved in pyoverdine chromophore biosynthesis (Moon *et al.* 2008). Approximately 10^7 cells in the correct ratios were added to each microcosm. The precise starting ratio was determined by serial plating as described in the 'enumeration of wild-type and cheat' section below. The microcosms were incubated at 28 °C, static, with loose caps for 48 hours. The final numbers of the wild-type and cheat were also determined by serial plating. Fitness of the cheat was calculated using the estimated Malthusian parameters (m), where $m = \ln(N_f/N_0)$ where N_0 is the starting density and N_f is the final density (Lenski *et al.* 1991).

To determine whether the cheat increased in frequency when mixed with the wild-type, we calculated v , which is the relative change in frequency of the cheat over time relative to the wild-type; where $v = x_2(1 - x_1)/x_1(1 - x_2)$, x_1 = starting proportion of cheat, and x_2 = final proportion of cheat (Ross-Gillespie *et al.* 2007). Therefore v was greater than 1 if the cheats increased as a proportion of the population, and less than 1 if they declined in proportion. Note that we used v here, rather than relative Malthusian parameters of competitors (Lenski *et al.* 1991), for consistency with the subsequent evolution experiment. Relative Malthusian parameters, which estimate relative exponential growth rates, are inappropriate over the multiple cycles of exponential and stationary phase growth experienced during the evolution experiment.

Evolving populations

Twelve replicate microcosms were set up for each ratio of wild-type (WT) to cheat bacteria tested (100% WT, 100% cheat, 50% WT: 50% cheat, 90% WT: 10% cheat, 99% WT: 1% cheat, 99.9% WT: 0.1% cheat, and 99.99% WT: 0.01% cheat). The WT and cheat were mixed at the specified ratio, and $c. 10^7$ of the mixed bacterial cells were added to each microcosm. Approximately 10^5 particles of phage SBW25 Φ 2 (Buckling & Rainey 2002) were added to half of the replicates of each of the different ratios. The microcosms were incubated at 28 °C, static, with loose caps.

Every 48 h, 1% of the cultures were transferred to fresh microcosms. Every second transfer, portions of the cultures were frozen in 20% glycerol and stored at -86 °C. The experiment continued for a total of 6 experimental transfers which allowed time for selective sweeps as the bacteria adapted to the novel abiotic (novel media) and biotic (coevolving bacteriophage) environments. The ratios of the wild-type to the cheat were determined by serial plating at the start of the experiment and at transfer 6 (at the end of the experiment), as described in the 'enumeration of wild-type and cheat' section below.

To calculate whether the cheat increased or decreased in frequency we used v , as described in the section above, and the data was \log_{10} transformed to meet assumptions of normality. Therefore, when the data was \log_{10} transformed, v was greater than 0 if the cheats increased as a proportion of the population, and less than 0 if they declined in proportion. The data were analysed with a General Linear Model, fitting presence or absence of phage as a factor, the starting proportion of cheat as a covariate, an interaction term between them, and a quadratic term.

Enumeration of wild-type and cheat

The wild-type and cheat were enumerated by serial dilution and plating on to King's agar B, and vitamin-free casein amino acid agar [KB agar with 20 g proteose peptone no. 3 per litre replaced with 10 g vitamin-free casamino acids (Buckling *et al.* 2000)]. The wild-type, due to the knock out of its *panB* gene, formed small or no colonies on the vitamin-free casein amino acid agar, while the cheat formed normal sized colonies. The cheat colonies were counted and the density determined was subtracted from the total (wild-type + cheat) bacteria density determined by the counts on the KB agar to give the density of the wild-type.

RESULTS

Theoretical results

The resulting model (derived from the Price equation, see the Supporting information) predicted indirect positive frequency-dependent selection on the cooperative trait, as dominant cooperators (high p) are more likely to gain mutations that are favourable in the face of strong non-social selection (Fig. 1a). The indirect positive frequency dependence is itself density dependent (maximal for intermediate densities K), due to the maximisation of the bias in mutational supply at intermediate densities (Fig. 1b and Figure S1).

Simulation results (Figure S3) which explicitly include the costs and benefits of cooperation, confirm the model predictions, demonstrating that these results hold when these further complexities and others, such as explicit host-parasite dynamics are added. The model we present in this paper thus provides us with a simple and robust framework that arrives at analytically tractable results. Moreover, it reveals a biologically plausible mechanism by which the maintenance of cooperation may be facilitated in natural populations.

Experimental results

We then tested our predictions with populations of *P. fluorescens*. Firstly, we established that the cheat strain of *P. fluorescens* SBW25

[a *prdL* knock-out that did not produce the primary siderophore, pyoverdinin (Moon *et al.* 2008)] had a selective advantage over the pyoverdinin-producing wild-type cooperator in mixed populations, when non-social selection pressures were relatively unimportant, that is, that it behaved as a cheat. We therefore carried out assays for the two strains over time periods too short (48 h, *i.e.* six generations) for beneficial non-social mutations to spontaneously arise and sweep to high frequencies. Fitness of the cheat was significantly greater when it was mixed with the wild-type than as a monoculture at both 50% cheat: 50% wild-type ratios ($T = 2.67$, $P = 0.032$, Figure S6a); and 99.99% wild-type: 0.01% cheat ratios ($T = 3.21$, $P = 0.018$, Figure S6a). Note that previous work has established a large growth cost of the cheat relative to the wild-type when grown as monocultures in iron-limited media (Moon *et al.* 2008). There was a cost to cooperation, as the fitness of the wild-type was significantly lower when it was mixed with the cheat at 50% cheat: 50% wild-type starting ratio than as a monoculture ($T = 3.52$, $P = 0.008$, Figure S6b). However, when the wild-type was mixed with the cheat at starting ratios of 99.99% wild-type: 0.01% cheat, the fitness of the wild-type was not significantly different to its fitness in monoculture ($T = 1.3$, $P = 0.229$, Figure S6b), presumably because the cooperators were at such high frequency, there were plenty of siderophores available, and so their growth wasn't diminished.

We also calculated ν , which is a measure of the invasion of the cheat: where if $\nu > 1$, then the cheat had increased in frequency as a proportion of the population; and if $\nu < 1$, then the cheat had declined in proportion. The cheat had increased from its starting frequency, as ν was significantly greater than 1, in both high (50%) starting frequencies of cheat ($T = 3.09$, $P = 0.027$, Fig. 2) and low (0.01%) starting frequencies of cheat ($T = 3.06$, $P = 0.028$, Fig. 2).

To determine whether strong non-social selection pressures could maintain cooperation, we mixed cheats at starting frequencies from 0.1% to 50% with the wild-type, and also set up monocultures of wild-type and cheat. These were cultured over a period of 40 generations, where significant adaptation to the abiotic environment (the novel media) could occur, and half of these populations were

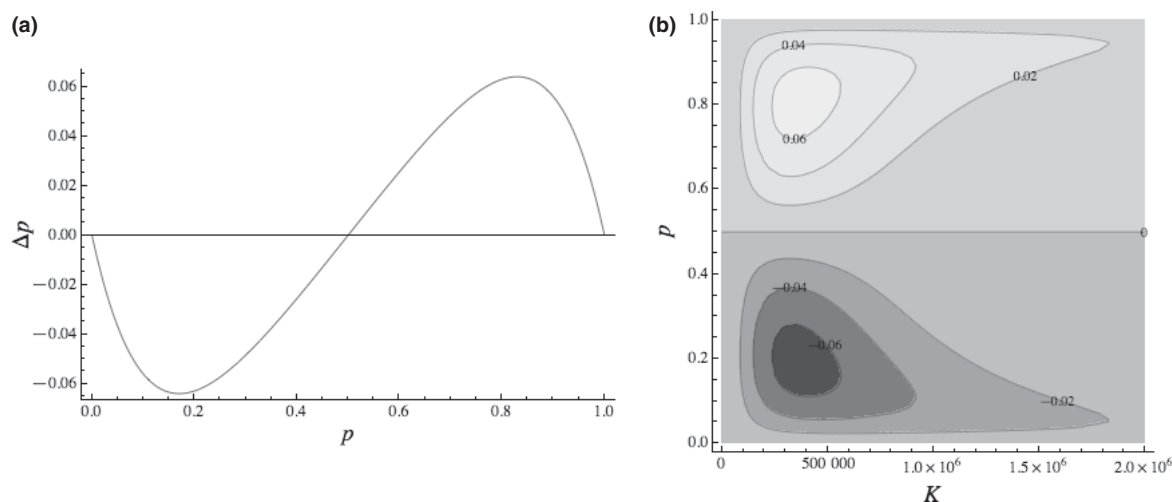


Figure 1 Strong selection creates frequency and density dependence on a social trait. The expected change in cooperative allele frequency Δp is plotted as a function of: (a) the frequency of cooperation p , and (b) the frequency of cooperation p and carrying capacity K . The social trait experiences positive frequency dependence, with Δp positive when $p > 0.5$. The frequency-dependent effect is maximised for intermediate densities K as these regions are where the bias in mutational supply are greatest. The model is derived in Figure S1. The per-cell probability of beneficial non-social mutation is $q = 1 \times 10^{-5}$, and density (a) is $K = 5 \times 10^5$.

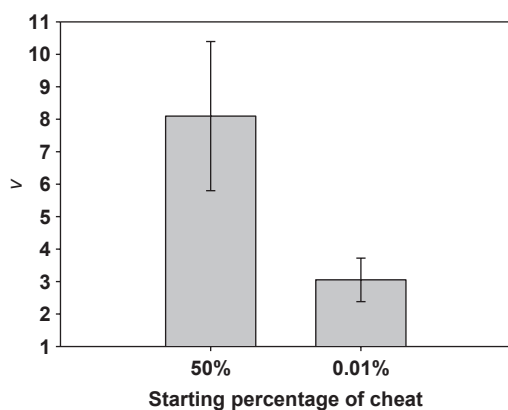


Figure 2 Invasion of cheat over a period too short (48 h) for evolution to occur, at high (50%) and low (0.01%) starting frequencies of cheat. ν is a measure of invasion of the cheat where $\nu > 1$ indicates an increase in the frequency of the cheat (invasion) as a proportion of the population, whereas $\nu < 1$ indicates that the cheat has declined in proportion. Error bars are ± 1 standard error of the mean.

exposed to a continual strong biotic selection pressure in the form of a coevolving phage. Adaptation to the abiotic environment was demonstrated by higher monoculture densities of both cheats and cooperators in the absence of phage at transfer 6 vs. transfer 2 (paired t-tests, wild-type $T = 7.04$, $P = 0.001$, cheat $T = 3.3$, $P = 0.021$). Adaptation to the biotic environment was shown over this timescale by cycles of coevolution with phages in monocultures of both wild-type and cheat, where phage infectivity (virulence) and bacterial resistance increases through time, as shown in Figure S7, consistent with previous studies (Buckling & Rainey 2002; Brockhurst *et al.* 2003). The rate of coevolution with phage did not differ significantly between the wild-type and the cheat, as their negative slopes of resistance to phages through time were not significantly different: ($T = 0.14$, $P = 0.892$, Figure S7), neither did mean resistance to contemporary phages ($T = 1.63$, $P = 0.155$, Figure S7), which suggests that there are no pleiotropic effects of knocking out the *pvdL* gene in the cheat, or the *panB* gene in the cooperator, on their ability to evolve resistance to phage. Recent Whole Genome Sequencing has confirmed that there is a mutational, rather than physiological basis, to phage resistance (Pauline Scanlan, personal communication).

As hypothesized from our model results, the fitness of cheats (and cooperators) was positive frequency dependent (linear $F_{1,66} = 38.42$, $P < 0.001$, and quadratic term $F_{1,66} = 12.09$, $P = 0.001$ Fig. 3), as they evolved to the abiotic environment, such that cheats declined in frequency at low initial frequencies and increased at high initial frequencies. In the absence of phages, cheats declined in frequency when they started at a frequency of 0.1% or less (Fig. 3). We note that because the data in Fig. 3 was \log_{10} transformed, then if $\nu > 0$, the cheats had increased as a proportion of the population, and if $\nu < 0$, then they declined in proportion. The departure from the theoretical threshold of 50% (Fig. 1 and Figure S3) follows from non-zero costs of cooperation generally favouring cheats. As the fitness of both cheat and cooperators was positive frequency dependent, it suggests that there were no or limited pleiotropic effects of knocking out the *pvdL* gene in the cheat or the *panB* gene in the cooperator.

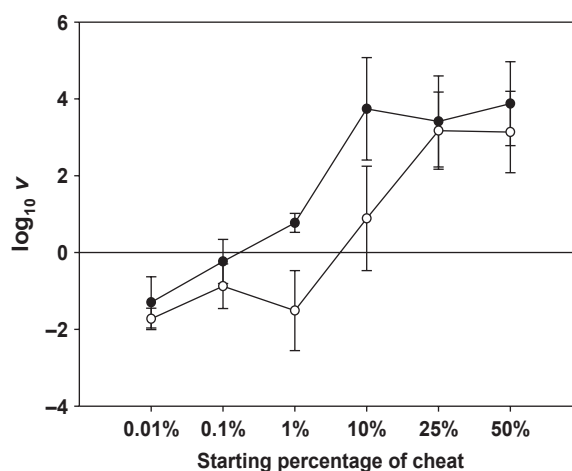


Figure 3 The change in frequency of cheats in the presence (white circles) and absence (black circles) of phages at different starting frequencies of cheats. $\log_{10} \nu$ is a measure of the invasion of the cheat where a positive value indicates an increase in the frequency of the cheat (invasion) as a proportion, whereas negative values indicate that the cheat has declined in proportion. Error bars are ± 1 standard error of the mean.

The presence of phages caused a significant net reduction in cheat fitness ($F_{1,66} = 4.84$, $P = 0.031$, Fig. 3) (stronger non-social selection) because at all starting frequencies (apart from 50%) the cheat was the minority, hence the wild-type population acquired resistance mutations more rapidly. An alternative, but not mutually exclusive, explanation is that the cheat is intrinsically less able to evolve resistance than the cooperator, but this seems unlikely (as discussed above), as rates of coevolution and contemporary resistance to phages was significantly different between monocultures of cheat and phage (Figure S7). We were surprised that there was no significant interaction ($F_{1,66} = 0.24$, $P = 0.624$) between the presence of phages and starting frequency of cheats: we assumed phages would reduce cheat fitness more at low frequencies. The absence of a frequency-dependent effect of phage most likely reflects the stronger selective effect of the abiotic environment compared with phage.

DISCUSSION

Our results show that selective sweeps in response to strong selection can indirectly prevent the invasion of single patches of cooperators by cheats. Moreover, as a result of this mechanism, fitness of both cheats and cooperators is indirectly positive frequency dependent, whereas models that ignore non-social selection typically either show frequency independence or negative frequency dependence, depending on population structure and other biological details (MacLean & Gudelj 2006; Ross-Gillespie *et al.* 2009). This indirect positive frequency dependence results from the fitness benefits conferred by the non-social mutations being significantly greater than the fitness benefit of the social trait (clonal interference; Fisher 1930), and the numerically dominant genotype having the greater probability of acquiring beneficial non-social mutations (genetic hitch-hiking).

This mechanism could of course also contribute to preventing the invasion of cheats by rare cooperators, as well as vice versa, so this mechanism can only provide a net advantage to indiscriminate

cooperation when cooperation is already the dominant strategy within the population as a whole. Such an advantage to indiscriminate cooperation can readily arise in a spatially structured populations (i.e. a metapopulation) under hard selection where kin competition is relaxed [e.g. if local populations can expand (Taylor 1992)]. Cheats can appear in patches of cooperators via immigration (from patches where cheats are present) or, particularly in the case of microbes, by mutation (Rainey & Rainey 2003; Harrison & Buckling 2005; Sandoz *et al.* 2007; Kohler *et al.* 2009; Racey *et al.* 2010). Under these circumstances, but in the absence of non-social selection pressures, cheats are likely to have a fitness advantage when rare, as there is a high probability of encountering patches of co-operators to exploit (Ross-Gillespie *et al.* 2007). Strong non-social selection pressures could then prevent their invasion. While cheats could of course continually mutate from cooperators that are well adapted to current environmental conditions, cheat invasion would be similarly prevented by further environmental change, such as a coevolving parasite.

We have only considered here the impact of positive selection, resulting in selective sweeps of beneficial mutations, on the evolution of cooperation. Selection imposed by the physical environment or natural enemies may also be diversifying, resulting in negative frequency-dependent fitness (Koskella & Lively 2009), which may promote coexistence of social strategies as a result of genetic linkage between the social trait and the trait experiencing diversifying selection. Indeed, a recent theoretical study demonstrated the importance of hitch-hiking with non-social alleles for the invasion of cooperation alleles (and coexistence with selfish alleles) in metapopulations, under the assumption that genetically diverse groups are more productive (social heterosis) (Santos & Szathmari 2008). Moreover, demographic changes resulting from strong selection may also have unexpected effects on cooperation. For example, population crashes may further decrease the probability of rare cheat invasion, but may also reduce cooperator fitness if threshold densities are required for the benefits of cooperation to be realised (Kadam & Velicer 2006; Brockhurst *et al.* 2007).

Whilst these results have little relevance to frequently recombining populations, where genetic hitch-hiking is likely to be short-lived (Barton 2000), selective sweeps may play a significant role on the evolution of social traits for many, largely asexual, microbial populations (including those used in experimental evolution studies that have not been pre-adapted to laboratory conditions). Microbes experience strong selection in many natural environments as a result of natural enemies, for example, competitors (Vos & Velicer 2009), microbial predators (Morgan *et al.* 2010), and environmental pollution (McArthur & Tuckfield 2000), and cheats can be readily generated by loss of function mutations (Rainey & Rainey 2003; Harrison & Buckling 2005; Sandoz *et al.* 2007; Kohler *et al.* 2009; Racey *et al.* 2010). The results are particularly relevant to pathogenic bacteria, which regularly encounter strong selection pressures in the form of antibiotics (Davies & Davies 2010; MacLean *et al.* 2010), immune pressure (Suerbaum & Josenhans 2007), and phages (O'Flynn *et al.* 2006); and whose virulence, infection duration, and transmissibility are affected by the production of public goods, such as siderophores (Harrison *et al.* 2006), proteases (Kennan *et al.* 2010), and biofilm polymer (Hoffmann *et al.* 2007). Indeed, our results may help to explain why *P. aeruginosa* cheats reached much higher frequencies in acute infections that were not treated with antibiotics compared with those that were (Kohler *et al.* 2009, 2010). Finally,

the study offers a cautionary note to the potential therapeutic gains from introducing engineered cheat lineages into recalcitrant infective populations (Harrison *et al.* 2006; Brown *et al.* 2009): despite their social advantages, introduced cheats face a potentially formidable frequency-dependent barrier to invasion in the context of non-social selection.

ACKNOWLEDGEMENTS

We thank the European Research Council, NERC, BBSRC, and the Wellcome Trust for funding, and three anonymous referees for their constructive comments. Mike Brockhurst kindly provided SBW25 Δ pvdL.

AUTHORSHIP

ADM and AB designed and analysed the empirical study, ADM performed the empirical study, BJZQ and SPB developed the theoretical model, and all authors wrote the manuscript.

REFERENCES

- Barton, N.H. (2000). Genetic hitchhiking. *Philos. Trans. R. Soc. B-Biol. Sci.*, 355, 1553–1562.
- Bell, G. (2010). Fluctuating selection: the perpetual renewal of adaptation in variable environments. *Philos. Trans. R. Soc. B-Biol. Sci.*, 365, 87–97.
- Bodilis, J., Ghysels, B., Osayande, J., Matthijs, S., Pirnay, J.P., Denayer, S. *et al.* (2009). Distribution and evolution of ferripyoverdine receptors in *Pseudomonas aeruginosa*. *Environ. Microbiol.*, 11, 2123–2135.
- Brockhurst, M.A., Morgan, A.D., Rainey, P.B. & Buckling, A. (2003). Population mixing accelerates coevolution. *Ecol. Lett.*, 6, 975–979.
- Brockhurst, M.A., Buckling, A. & Gardner, A. (2007). Cooperation peaks at intermediate disturbance. *Curr. Biol.*, 17, 761–765.
- Brown, S.P., West, S.A., Diggle, S.P. & Griffin, A.S. (2009). Social evolution in micro-organisms and a Trojan horse approach to medical intervention strategies. *Philos. Trans. R. Soc. B-Biol. Sci.*, 364, 3157–3168.
- Buckling, A. & Rainey, P.B. (2002). Antagonistic coevolution between a bacterium and a bacteriophage. *Proc. R. Soc. Lond., B-Biol. Sci.*, 269, 931–936.
- Buckling, A., Kassen, R., Bell, G. & Rainey, P.B. (2000). Disturbance and diversity in experimental microcosms. *Nature*, 408, 961–964.
- Cornelis, P. (2010). Iron uptake and metabolism in pseudomonads. *Appl. Microbiol. Biotechnol.*, 86, 1637–1645.
- Davies, J. & Davies, D. (2010). Origins and evolution of antibiotic resistance. *Microbiol. Mol. Biol. Rev.*, 74, 417–433.
- Feldman, C.R., Brodie, E.D. & Pfrender, M.E. (2009). The evolutionary origins of beneficial alleles during the repeated adaptation of garter snakes to deadly prey. *Proc. Natl Acad. Sci. U. S. A.*, 106, 13415–13420.
- Fisher, R.A. (1930). *The Genetical Theory of Natural Selection*. Clarendon, Oxford.
- Foster, K.R., Shaulsky, G., Strassmann, J.E., Queller, D.C. & Thompson, C.R.L. (2004). Pleiotropy as a mechanism to stabilize cooperation. *Nature*, 431, 693–696.
- Gardner, A. (2008). The Price equation. *Curr. Biol.*, 18, R198–R202.
- Griffin, A.S., West, S.A. & Buckling, A. (2004). Cooperation and competition in pathogenic bacteria. *Nature*, 430, 1024–1027.
- Hamilton, W.D. (1963). Evolution of altruistic behavior. *Am. Nat.*, 97, 354–356.
- Hamilton, W.D. (1964). Genetical evolution of social behaviour I. *J. Theor. Biol.*, 7, 1–16.
- Harrison, F. & Buckling, A. (2005). Hypermutability impedes cooperation in pathogenic bacteria. *Curr. Biol.*, 15, 1968–1971.
- Harrison, F., Browning, L.E., Vos, M. & Buckling, A. (2006). Cooperation and virulence in acute *Pseudomonas aeruginosa* infections. *BMC Biol.*, DOI: 10.1186/1741-7007-4-21.
- Hoffmann, N., Lee, B., Hentzer, M., Rasmussen, T.B., Song, Z.J., Johansen, H. K. *et al.* (2007). Azithromycin blocks quorum sensing and alginate polymer formation and increases the sensitivity to serum and stationary-growth-phase

- killing of *Pseudomonas aeruginosa* and attenuates chronic *P. aeruginosa* lung infection in Cfr(-/-) mice. *Antimicrob. Agents Chemother.*, 51, 3677–3687.
- Joshi, A. & Thompson, J.N. (1996). Evolution of broad and specific competitive ability in novel versus familiar environments in *Drosophila* species. *Evolution*, 50, 188–194.
- Kadam, S.V. & Velicer, G.J. (2006). Variable patterns of density-dependent survival in social bacteria. *Behav. Ecol.*, 17, 833–838.
- Kennan, R.M., Wong, W., Dhungyel, O.P., Han, X.Y., Wong, D., Parker, D. et al. (2010). The subtilisin-like protease AprV2 is required for virulence and uses a novel disulphide-tethered exosite to bind substrates. *PLoS Path.*, 6, e1001210.
- Kohler, T., Buckling, A. & van Delden, C. (2009). Cooperation and virulence of clinical *Pseudomonas aeruginosa* populations. *Proc. Natl Acad. Sci. U. S. A.*, 106, 6339–6344.
- Kohler, T., Perron, G.G., Buckling, A. & van Delden, C. (2010). Quorum sensing inhibition selects for virulence and cooperation in *Pseudomonas aeruginosa*. *PLoS Path.*, 6, e1000883.
- Koskella, B. & Lively, C.M. (2007). Advice of the rose: experimental coevolution of a trematode parasite and its snail host. *Evolution*, 61, 152–159.
- Koskella, B. & Lively, C.M. (2009). Evidence for negative frequency-dependent selection during experimental coevolution of a freshwater snail and a sterilizing trematode. *Evolution*, 63, 2213–2221.
- Kummerli, R., Griffin, A.S., West, S.A., Buckling, A. & Harrison, F. (2009). Viscous medium promotes cooperation in the pathogenic bacterium *Pseudomonas aeruginosa*. *Proc. R. Soc. Lond., B-Biol. Sci.*, 276, 3531–3538.
- Lenski, R.E., Rose, M.R., Simpson, S.C. & Tadler, S.C. (1991). Long-term experimental evolution in *Escherichia coli*. 1. Adaptation and divergence during 2,000 generations. *Am. Nat.*, 138, 1315–1341.
- MacLean, R.C. & Gudelj, I. (2006). Resource competition and social conflict in experimental populations of yeast. *Nature*, 441, 498–501.
- MacLean, R.C., Hall, A.R., Perron, G.G. & Buckling, A. (2010). The population genetics of antibiotic resistance: integrating molecular mechanisms and treatment contexts. *Nat. Rev. Genet.*, 11, 405–414.
- McArthur, J.V. & Tuckfield, R.C. (2000). Spatial patterns in antibiotic resistance among stream bacteria: effects of industrial pollution. *Appl. Environ. Microbiol.*, 66, 3722–3726.
- Moon, C.D., Zhang, X.X., Matthijs, S., Schafer, M., Budzikiewicz, H. & Rainey, P.B. (2008). Genomic, genetic and structural analysis of pyoverdine-mediated iron acquisition in the plant growth-promoting bacterium *Pseudomonas fluorescens* SBW25. *BMC Microbiol.*, DOI: 10.1186/1471-2180-8-7.
- Morgan, A.D., Gandon, S. & Buckling, A. (2005). The effect of migration on local adaptation in a coevolving host-parasite system. *Nature*, 437, 253–256.
- Morgan, A.D., MacLean, R.C., Hillesland, K.L. & Velicer, G.J. (2010). Comparative analysis of *Mycobacterium* predation on soil bacteria. *Appl. Environ. Microbiol.*, 76, 6920–6927.
- Nowak, M.A. (2006). Five rules for the evolution of cooperation. *Science*, 314, 1560–1563.
- O'Flynn, G., Coffey, A., Fitzgerald, G.F. & Ross, R.P. (2006). The newly isolated lytic bacteriophages st104a and st104b are highly virulent against *Salmonella enterica*. *J. Appl. Microbiol.*, 101, 251–259.
- Racey, D., Inglis, R.F., Harrison, F., Oliver, A. & Buckling, A. (2010). The effect of elevated mutation rates on the evolution of cooperation and virulence of *Pseudomonas aeruginosa*. *Evolution*, 64, 515–521.
- Rainey, P.B. & Rainey, K. (2003). Evolution of cooperation and conflict in experimental bacterial populations. *Nature*, 425, 72–74.
- Rainey, P.B. & Travisano, M. (1998). Adaptive radiation in a heterogeneous environment. *Nature*, 394, 69–72.
- Ross-Gillespie, A., Gardner, A., West, S.A. & Griffin, A.S. (2007). Frequency dependence and cooperation: theory and a test with bacteria. *Am. Nat.*, 170, 331–342.
- Ross-Gillespie, A., Gardner, A., Buckling, A., West, S.A. & Griffin, A.S. (2009). Density dependence and cooperation: theory and a test with bacteria. *Evolution*, 63, 2315–2325.
- Sandoz, K.M., Mitzimberg, S.M. & Schuster, M. (2007). Social cheating in *Pseudomonas aeruginosa* quorum sensing. *Proc. Natl Acad. Sci. U. S. A.*, 104, 15876–15881.
- Santos, M. & Szathmary, E. (2008). Genetic hitchhiking can promote the initial spread of strong altruism. *BMC Evol. Biol.*, DOI: 10.1186/1471-2148-8-281.
- Schiffels, S., Szollosi, G.J., Mustonen, V. & Laessig, M. (2011). Emergent neutrality in adaptive asexual evolution. *Genetics*, 189, 1361–1375.
- Suerbaum, S. & Josenhans, C. (2007). *Helicobacter pylori* evolution and phenotypic diversification in a changing host. *Nat. Rev. Microbiol.*, 5, 441–452.
- Taylor, P.D. (1992). Altruism in viscous populations – an inclusive fitness model. *Evol. Ecol.*, 6, 352–356.
- Vos, M. & Velicer, G.J. (2009). Social conflict in centimeter and global-scale populations of the bacterium *Mycobacterium xanthus*. *Curr. Biol.*, 19, 1763–1767.
- Wallace, B. (1975). Hard and soft selection revisited. *Evolution*, 29, 465–473.
- West, S.A., Griffin, A.S. & Gardner, A. (2007). Evolutionary explanations for cooperation. *Curr. Biol.*, 17, R661–R672.

SUPPORTING INFORMATION

Additional Supporting Information may be downloaded via the online version of this article at Wiley Online Library (www.ecologyletters.com).

As a service to our authors and readers, this journal provides supporting information supplied by the authors. Such materials are peer-reviewed and may be re-organized for online delivery, but are not copy-edited or typeset. Technical support issues arising from supporting information (other than missing files) should be addressed to the authors.

Editor, Minus van Baalen

Manuscript received 21 March 2012

First decision made 17 April 2012

Manuscript accepted 25 April 2012