


 Cite this: *RSC Adv.*, 2022, 12, 18722

Transient directing group enabled Pd-catalyzed C–H oxygenation of benzaldehydes and benzylic amines†

 Mixiang Tian,^a Lidong Shao,^b Xiaosan Su,^a Xuhong Zhou,^a Honglei Zhang,^a Kun Wei,^b Ruifen Sun^{*a} and Junliang Wang^{†*a}

We report a general protocol for *ortho*-C–H fluoroalkoxylation of benzaldehydes and benzylic amines utilizing an inexpensive amino amide as a transient directing group. In the presence of an electrophilic fluorinating bystanding oxidant and fluorinated alcohols, a wide range of benzaldehydes and benzylic amines could be oxygenated selectively at the *ortho* positions to afford fluoroalkyl aryl ethers. This elegant approach would provide appealing strategies for synthesis of drug molecules and natural products.

Received 13th January 2022

Accepted 11th June 2022

DOI: 10.1039/d2ra00241h

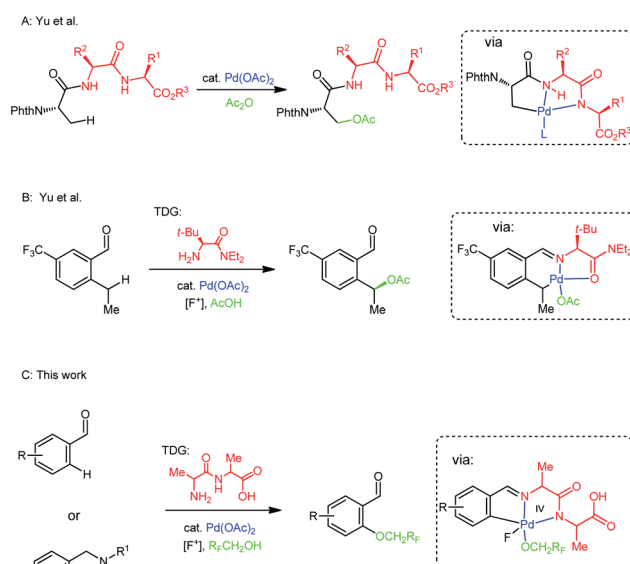
rsc.li/rsc-advances

Introduction

The directed activation of carbon–hydrogen bonds (C–H) is a topic of increasing importance with a wide range of applications in organic synthesis.¹ However, one of the major challenges in selective, catalytic functionalization of C–H bonds is to enable the use of native substrates without covalently installing external directing groups. Transient directing groups (TDGs), which form reversible linkages with the substrates *in situ*, complement a promising alternative approach to direct metal-catalysed or -mediated C–H functionalization, thereby avoiding the additional installation and removal of directing groups.² While most of the achievements for TDG-mediated and Pd-catalyzed C(sp²)-H functionalization are restricted in C(sp²)-H arylation,³ alkylation,⁴ and alkenylation,⁵ efforts to develop Pd-catalyzed C(sp²)-O and C(sp²)-N bond forming reactions have recently afforded new advances.⁶ Recently, the seminal examples of these rare reactions, which were reported by Erik J. Sorensen and co-workers, featured the utilization of 4-chloroanthranilic acid as the bidentate transient directing group (BiTDG), and 1-fluoro-2,4,6-trimethylpyridinium triflate as the bystanding oxidant.⁷ Soon after, *ortho*-C–H methoxylation and fluoroalkoxylation of benzaldehydes were also realized by employing monodentate directing groups^{8a} and BiTDG respectively which form *N*, *O*-bis-coordinated complexes with Pd(II) catalyst and promote the C–H activation process.^{8b}

Nevertheless, mild and selective transformations of this type are still largely undeveloped and the new catalytic TDGs, *e.g.*, *N*, *N*-bidentate coordination, remain to be further exploited. Therefore, the investigation of new TDGs allowing flexible and diverse reactivities is of great importance and highly desirable.

The use of the peptide backbone in site-selective C–H oxygenations of tripeptides presented catalytic action by *N*, *N*-bidentate coordination of amide groups with Pd (Scheme 1A).⁹ Significantly, a bulky, amino amide transient directing group was developed to selectively promote the benzylic C(sp³)-H acetoxylation with low yield (29%) (Scheme 1B).¹⁰ Based on this particular investigation and our previous studies of using



Scheme 1 Controlled site-selective C–H bond oxygenation.

^aCenter for Scientific Research, Yunnan University of Chinese Medicine, Kunming, Yunnan 650500, P. R. China. E-mail: wangjunliangedu@163.com; sunruifen@ynutcm.edu.cn

^bSchool of Chemical Science and Technology, Yunnan University, Kunming, Yunnan 650500, P. R. China

† Electronic supplementary information (ESI) available. See <https://doi.org/10.1039/d2ra00241h>



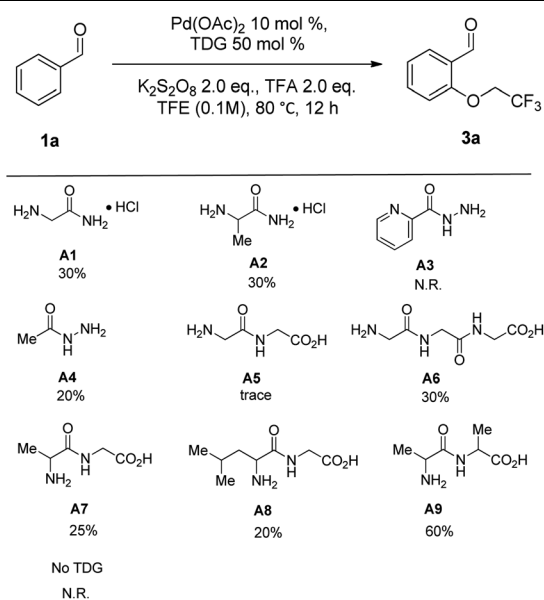
amino amide as catalytic transient directing group enabled C(sp²)-H activation *via* *N,N*-bidentate coordination with Pd catalyst,^{3d,k} we speculated that an amino amide could serve as a suitable TDG which could form a *N,N*-coordinated complex with Pd(II) to enable subsequent C(sp²)-H oxidation in a manner similar to the *N,N*-bidentate coordination in the tripeptides, and decided to explore the feasibility of oxidation of benzaldehydes using amino amide transient directing group. Herein, we report an amino amide as TDG utilized to promote C(sp²)-H oxygenation of broad range of benzaldehydes and benzylic amines using *N*-fluoro-2,4,6-trimethylpyridinium tetrafluoroborate as the bystanding oxidant (Scheme 1C), the protocol features a one-step coupling between a wide range of benzaldehydes and benzylic amines and alcohols *via* C-O bond formation at the unactivated positions.¹¹

To establish the viability of the C(sp²)-H oxygenation of benzaldehydes, diverse molecules containing amino groups were investigated their role in palladium-catalyzed oxygenation of benzaldehyde (**1a**) with trifluoroethanol (**2a**) in the presence of 10 mol% of Pd(OAc)₂, 2 equiv. of TFA and 2 equiv. of K₂S₂O₈ (Table 1). First, commercially available glycinamides, such as 2-aminoacetamide hydrochloride (**A1**) and 2-aminopropanamide hydrochloride (**A2**), and hydrazides, such as picolinohydrazide (**A3**) and acetohydrazide (**A4**), were employed as TDGs for C(sp²)-H oxygenation and all afforded low yield. To further explore the efficiency of TDG, the screening of selected short peptides was conducted. It turned out that the reaction failed with 2-(2-aminoacetamido)acetic acid (**A5**) as the TDG, inversely its analogue, 2-(2-(2-aminoacetamido)acetamido)-acetic acid

(**A6**), exhibited moderate catalytic activity. In contrast, all substituted peptides (**A7-A9**) led to the formation of the desired oxidation products (**3a**) compared with **A5**, and **A9** afforded the best result. Then, a control experiment without a TDG afforded no desired product, indicating that TDGs are crucial to this reaction.

With the best TDG in the presence of K₂S₂O₈ identified, we tested different oxidants and found that 1-fluoro-2,4,6-trimethylpyridinium tetrafluoroborate **F1** resulted in a better yield (Table 2, entries 1-5). Screening of the amount of TFA indicated that either low or high loading was not beneficial for the reaction (Table 2, entries 6-10), and 2 equiv. of TFA were still preferred. Other reaction parameters, including reaction temperature and solvents, were examined. Decreases in the reaction temperature led to an obvious drop in the yield (Table

Table 1 TDG evaluation for the C(sp²)-H oxygenation of benzaldehydes^a



^a Reaction conditions: **1a** (0.2 mmol), TFE (2 mL), Pd(OAc)₂ (10 mol%), TDG (50 mol%), K₂S₂O₈ (0.4 mmol), TFA (2 equiv.) and stirred at 80 °C for 12 h. The per-centages under the chemical structures are their isolated yields.

Table 2 Optimization of the reaction conditions^a

Reaction scheme showing the conversion of benzaldehyde (**1a**) to 2-(2-(2-(2-aminoacetamido)acetamido)acetamido)acetic acid (**3a**) using Pd(OAc)₂ (10 mol%), oxidant (**A9**, 50 mol%), TFA (2.0 equiv.), TFE (0.1M), 80 °C, 12 h.

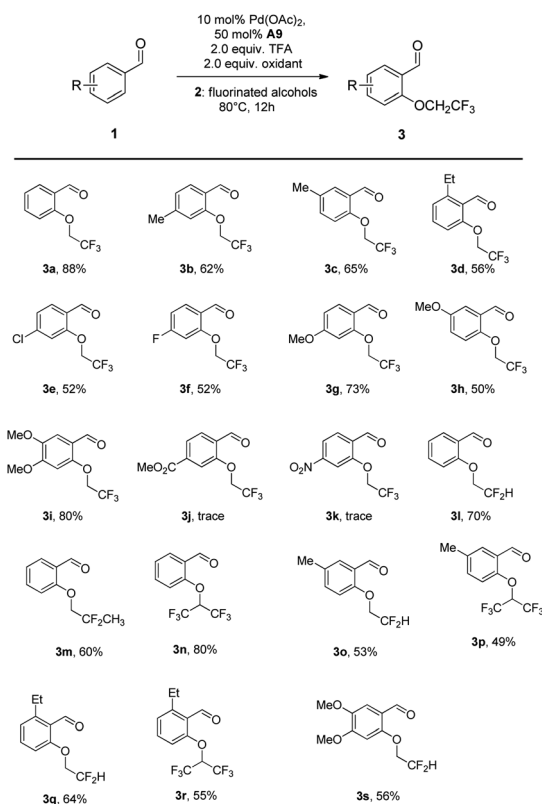
| Entry | Oxidant | TFA (equiv.) | Yield ^b (%) |
|-----------------|-----------------------------|--------------|------------------------|
| 1 | F1 | 2 | 88 |
| 2 | F2 | 2 | 60 |
| 3 | F3 | 2 | 45 |
| 4 | F4 | 2 | 60 |
| 5 | Other oxidants ^c | 2 | <30 |
| 6 | F1 | 0 | 30 |
| 7 | F1 | 1 | 50 |
| 8 | F1 | 3 | 80 |
| 9 | F1 | 5 | 78 |
| 10 | F1 | 10 | 78 |
| 11 ^d | F1 | 2 | 75 |
| 12 ^e | F1 | 2 | 60 |
| 13 ^f | F1 | 2 | Trace |
| 14 ^g | F1 | 2 | 30 |
| 15 ^h | F1 | 2 | Trace |
| 16 ⁱ | F1 | 2 | Trace |
| 17 ^j | F1 | 2 | 25 |
| 18 ^k | F1 | 2 | 35 |
| 19 ^l | F1 | 2 | 30 |
| 20 ^m | F1 | 2 | 72 |
| 21 ⁿ | F1 | 2 | N.R. |
| 22 | — | 2 | N.R. |

^a Reaction conditions: **1a** (0.2 mmol), TFE (2 mL), [Pd] (10 mol%), TDG (50 mol%), oxidant (0.4 mmol), TFA (2 equiv.) and stirred at 80 °C for 12 h. ^b Isolated yield. ^c Other oxidants: (NH₄)₂S₂O₈, Na₂S₂O₈, PhI(OAc)₂, AgTFA, AgOAc, Ag₂CO₃, Ag₂O. ^d 60 °C. ^e 40 °C. ^f Solvent: TFE/Toluene (v/v, 1 : 1). ^g Solvent: TFE/DCM (v/v, 1 : 1). ^h DCM as solvent, 10 equiv. TFE. ⁱ DCM as solvent, 20 equiv. TFE. ^j DCM as solvent, 30 equiv. TFE. ^k 2-Aminopropanoic acid instead of **A9**. ^l Reaction performed with 0.3 equiv. of **A9**. ^m Reaction performed with 0.7 equiv. of **A9**. ⁿ without Pd(OAc)₂.

2, entries 11 and 12). Compared with trifluoroethanol, other solvents, such as toluene and dichloromethane, were not applicable to the reaction (Table 2, entries 13–17). Additionally, 2-aminopropanoic acid was used as a contrast TDG under the optimum conditions, only 35% yield was achieved (Table 2, entry 18). Therefore, it can be presumed that the short peptides rather than its hydrolysate can coordinate with Pd(II) *via* N, N-bidentate coordination and further promote the C–H activation process. Interestingly, a lower yield was observed with either increased or decreased loading of the **A9** (Table 2, entries 19 and 20). Lastly, control experiments show both Pd(OAc)₂ and the oxidant **F1** are essential for this transformation (Table 2, entry 21 and 22).

Under optimal conditions, we next investigated the substrate scope of substrates of benzaldehydes and fluorinated alcohols (Scheme 2). Firstly, the substrate scope of the various benzaldehydes was examined for the C(sp²)-H bond trifluoroethoxylation. We were delighted to find that different benzaldehydes bearing the alkyl group, halogen and the electron-rich methoxy group substituents were well tolerated to give the desired products in moderate to good yields (**3a–3i**).

When we changed the placement of the methyl or methoxy group from the para-position to the meta-position, satisfactory results were also obtained (**3b**, **3c**, **3g** and **3h**). It is noteworthy that 2-ethylbenzaldehyde also showed reaction activity in spite



Scheme 2 Scope of aldehydes and fluorinated alcohols.^{a, a} Reaction conditions: **1** (0.2 mmol), fluorinated alcohols (2 mL), Pd(OAc)₂ (10 mol%), **A9** (50 mol%), **F1** (0.4 mmol), TFA (2 equiv.) and stirred at 80 °C for 12 h. All yields given are those for the isolated products.

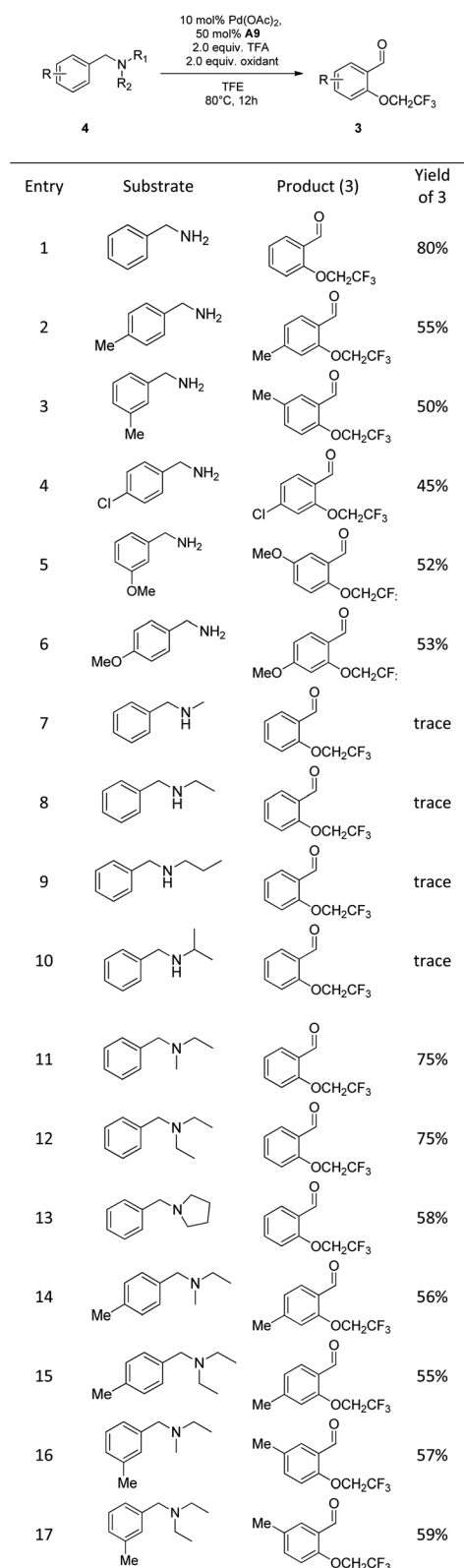
of the steric hindrance effect, affording the corresponding product in moderate yields (**3d**). Whereas, strong electron-deficient benzaldehydes with ester and nitro substituents only provided trace amounts of the product (**3j** and **3k**). Furthermore, we also screened the other fluorinated alcohols under the standard conditions for obtaining fluorinated compounds. Gratifyingly, polyfluoroalkoxylation of benzaldehyde with other polyfluoro-alcohols proceeded smoothly with completely selectivity in moderate yields (**3l–3n**).¹² Significantly, the *ortho*-C–H di-polyfluoroalkoxylation products could not be detected, demonstrating that the transformation showed good selectivity for the mono-fluoroalkoxylation. Moreover, 3-methylbenzaldehyde and 3, 4-dimethoxy-benzaldehyde also afforded the corresponding mono-polyfluoroalkoxylated products in 49–64% yields (**3o**, **3p** and **3s**). Notably, secondary fluorinated alcohols such as 1,1,1,3,3,3-hexafluoro-2-propanol were also effective nucleophiles towards the benzaldehyde with steric hindrance, affording the highly hindered fluoroalkyl ethers in 55% isolated yields (**3r**).

Since the current reaction conditions were oxidative, we next wondered whether benzylic amines could be oxidized and serve as effective coupling partners for this reaction. Benzylamine instead of benzaldehyde was used as a substrate, and reacted with trifluoroethanol under the optimal reaction conditions (Table 3). To our delight, the C–N and *ortho*-C(sp²)-H consecutive oxidation of benzylamine could also be accomplished in one pot, albeit with lower efficiency (Table 3, entries 1). Upon evaluation of various oxidants, we discovered that although the [F⁺] bystander oxidants gave inferior yields of the corresponding products in less than 10% (Table 3, entry 3–5), K₂S₂O₈ was identified as potentially effective oxidant for this reaction, affording the desired product in 70% yield (Table 3, entry 2). Interestingly, the reaction with dual oxidant (**F1**/**F4**) system

Table 3 Optimization of the consecutive oxidation of benzylamine

| Entry | Oxidant | Temperature(°C) | Yield ^a (%) |
|-----------------|--|-----------------|------------------------|
| 1 | F1 | 80 | 18% |
| 2 | K ₂ S ₂ O ₈ | 80 | 70% |
| 3 | F2 | 80 | Trace |
| 4 | F3 | 80 | Trace |
| 5 | F4 | 80 | 10% ^b (86%) |
| 6 ^c | F1 + K ₂ S ₂ O ₈ | 80 | 78% |
| 7 ^d | F1 + F4 | 80 | 80% |
| 8 ^d | F1 + F4 | 60 | 70% |
| 9 ^d | F1 + F4 | 50 | 55% |
| 10 ^e | F1 + F4 | 80 | 78% |

^a Isolated yields. ^b Benzaldehyde was formed as major product. ^c **F1** (0.2 mmol), K₂S₂O₈ (0.2 mmol), under air. ^d **F1** (0.2 mmol), **F4** (0.2 mmol), under air. ^e **F1** (0.2 mmol), **F4** (0.2 mmol), under N₂.

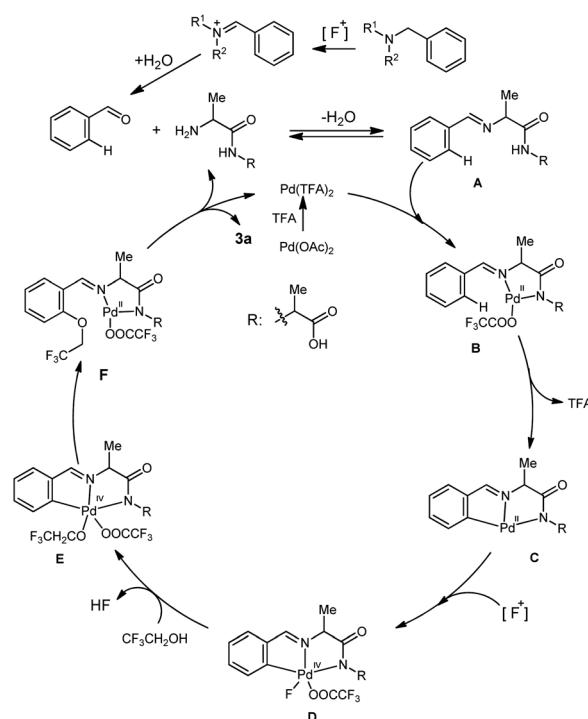


Scheme 3 Scope of benzylic amines.^a Reaction conditions: 4 (0.2 mmol), TFE (2 mL), Pd(OAc)₂ (10 mol%), A9 (50 mol%), F1 (0.2 mmol), F4 (0.2 mmol), TFA (2 equiv.) and stirred at 80 °C for 12 h. All yields given are those for the isolated products.

could be further optimized up to 80% isolated yield (Table 3, entry 6–10).

On the basis of this strategy, a variety of amines were investigated under new conditions. *N*-benzyl primary amines having methyl group, halogens and the electron-rich methoxy group on the aromatic ring all underwent the desired oxidation reaction in 45–80% yields (Scheme 3, entry 1–6). Unfortunately, *N*-benzyl secondary amines, such as *N*-methyl-1-phenylmethanamine and *N*-benzylpropan-1-amine, only provided trace amounts of yield, which indicated that the secondary amines are not suitable for this process (Scheme 3, entry 7–10). Remarkably, *N*-benzyl tertiary amines were competent to undergo the reaction in moderate yields (Scheme 3, entry 11–17).

Based on our experiments and related literature,^{3d,k,6–8} a putative mechanism was proposed for the palladium-catalyzed *ortho*-C(sp²)-H oxidation of benzaldehydes (Scheme 4). Benzyl amines get converted into imine intermediate by the [F⁺] bystanding oxidant, which in turn could be hydrolyzed to the aldehydes. Condensation of benzaldehydes with the ligand 2-(2-aminopropanamido)propanoic acid provides the imine intermediate **A**. Coordination of this imine to a palladium species followed by cyclopalladation process generates the [5, 5]-bicyclic palladium intermediate **C** via a site-selective C–H bond activation process, and oxidative addition of the intermediate **C** with fluorinating bystanding oxidant generates the palladium(IV) species **D**. Next, the fluoride anion is displaced by the fluorinated alcohol to provide intermediate **E**. Reductive elimination of this palladium complex followed by a ligand dissociation process provides the α -imino amide, which releases the desired product, and ligand 2-(2-aminopropanamido)propanoic acid.



Scheme 4 Proposed mechanism.

Conclusions

In summary, we have developed a general method for the C(sp²)-H fluoroalkoxylation of benzaldehydes and benzylic amines using 2-(2-aminopropanamido)propanoic acid as the transient directing group and the [F⁺] bystander oxidant. Moderate to good yields were obtained for a broad substrate scope under mild conditions. Given the efficient and selective processes for the functionalization of C(sp²)-H bonds, the approach will greatly enrich the toolbox and provide an alternative method for transformation of advanced synthetic intermediates in a single step. More importantly, the approach should find broad applications in synthesis of ubiquitous structural units in biologically active natural products and pharmaceuticals. Detailed mechanistic studies and new applications of this TDG strategy are underway in our laboratory.

Experimental

Typical procedure for palladium-catalyzed C(sp²)-H polyfluoroalkoxylation of benzaldehydes

An 8 mL vial equipped with a stir bar was charged with Pd(OAc)₂ (4.5 mg, 0.02 mmol, 10 mol%), **A9** (16.0 mg, 0.1 mmol, 50 mol%), 1-fluoro-2,4,6-trimethylpyridinium triflate (**F1**) (90.8 mg, 0.4 mmol, 2.0 equiv.), and benzaldehydes (0.2 mmol, 1.0 equiv.), followed by the addition of fluorinated alcohols (2.0 mL) and TFA (2.0 equiv.). The flask was then sealed and the mixture was stirred at room temperature for 10 min before being heated to 80 °C for 12 h. The reaction mixture was cooled to room temperature, followed by the addition of water and ethyl acetate. The organic layer was separated and the aqueous layer was extracted with ethyl acetate. The combined organic layer was washed with brine and dried over anhydrous MgSO₄, filtrated and concentrated *in vacuo*, the residue was purified through column chromatography on silica gel to give the desired products.

Typical procedure for the C-N and *ortho*-C(sp²)-H consecutive oxidation of benzylamines

Selectfluor (**F4**) (70.8 mg, 0.2 mmol, 1.0 equiv.) and 1-fluoro-2,4,6-trimethylpyridinium triflate (**F1**) (90.8 mg, 0.2 mmol, 1.0 equiv.) were added to a solution of benzylamines (0.2 mmol, 1.0 equiv.) in fluorinated alcohols (2.0 mL). The reaction mixture was stirred at 80 °C for 30 min, followed by the addition of Pd(OAc)₂ (4.5 mg, 0.02 mmol, 10 mol%), **A9** (16.0 mg, 0.1 mmol, 50 mol%), and TFA (2.0 equiv.). The reaction mixture was stirred at the same temperature for 12 h. Upon completion, the reaction mixture was cooled to room temperature, followed by the addition of water and ethyl acetate. The organic layer was separated and the aqueous layer was extracted with ethyl acetate. The combined organic layer was washed with brine and dried over anhydrous MgSO₄, filtrated and concentrated *in vacuo*, the residue was purified through column chromatography on silica gel to give the desired products.

Conflicts of interest

There are no conflicts to declare.

Acknowledgements

This research was financially supported by the Scientific Research Foundation of Yunnan Provincial Education Department (No. 2019J1061), Applied Basic Research Project of Yunnan (No. 202001AU070096).

Notes and references

- For examples on functionalization of C-H bond: (a) M. C. Whisler, S. MacNeil, V. Snieckus and P. Beak, *Angew. Chem., Int. Ed.*, 2004, **43**, 2206–2225; (b) O. Daugulis, H. Q. Do and D. Shabashov, *Acc. Chem. Res.*, 2009, **42**, 1074–1086; (c) K. M. Engle, T. S. Mei, M. Wasa and J. Q. Yu, *Acc. Chem. Res.*, 2012, **45**, 788–802; (d) X. Chen, K. Engle, D. Wang and J. Yu, *Angew. Chem., Int. Ed.*, 2009, **48**, 5094–5115; (e) D. Colby, R. Bergman and J. Ellman, *Chem. Rev.*, 2010, **110**, 624–655; (f) T. Lyons and M. Sanford, *Chem. Rev.*, 2010, **110**, 1147–1169; (g) G. Rouquet and N. Chatani, *Angew. Chem., Int. Ed.*, 2013, **52**, 11726–11743; (h) F. L. Zhang, K. Hong, T. J. Li, H. Park and J. Q. Yu, *Science*, 2016, **351**, 252; (i) V. K. Tiwari and M. Kapur, *Org. Biomol. Chem.*, 2019, **17**, 1007–1026; (j) R. Bisht and B. Chattopadhyay, *J. Am. Chem. Soc.*, 2016, **138**, 84–87; (k) J. He, M. Wasa, K. S. L. Chan, Q. Shao and J. Q. Yu, *Chem. Rev.*, 2017, **117**, 8754; (l) Y.-Q. Chen, S. Singh, Y. Wu, Z. Wang, W. Hao, P. Verma, J. X. Qiao, R. B. Sunoj and J. Q. Yu, *J. Am. Chem. Soc.*, 2020, **142**, 9966; (m) L. J. Xiao, K. Hong, F. Luo, L. Hu, W. R. Ewing, K. S. Yeung and J. Q. Yu, *Angew. Chem., Int. Ed.*, 2020, **59**, 9594; (n) P. A. Provencher, J. F. Hoskin, J. J. Wong, X. Chen, J. Q. Yu, K. N. Houk and E. J. Sorensen, *J. Am. Chem. Soc.*, 2021, **143**, 20035; (o) P. A. Provencher, K. L. Bay, J. F. Hoskin, K. N. Houk, J. Q. Yu and E. J. Sorensen, *ACS Catal.*, 2021, **11**, 3115; (p) Y.-H. Li, Y. Ouyang, N. Chekshin and J. Q. Yu, *J. Am. Chem. Soc.*, 2022, **144**, 4727; (q) I. Higham and J. A. Bull, *Angew. Chem., Int. Ed.*, 2022, e202202933; (r) J.-T. Cheng, L.-J. Xiao, S.-Q. Qian, Z. Zhuang, A. Liu and J.-Q. Yu, *Angew. Chem., Int. Ed.*, 2022, **61**, e202117233.
- For examples on directing groups: (a) V. G. Zaitsev, D. Shabashov and O. Daugulis, *J. Am. Chem. Soc.*, 2005, **127**, 13154–13155; (b) L. V. Desai, H. A. Malik and M. S. Sanford, *Org. Lett.*, 2006, **8**, 1141–1144; (c) P. J. Cabrera, M. Lee and M. S. Sanford, *J. Am. Chem. Soc.*, 2018, **140**, 5599–5606; (d) N. R. Deprez and M. S. Sanford, *J. Am. Chem. Soc.*, 2009, **131**, 11234–11241; (e) S. R. Neufeldt and M. S. Sanford, *Acc. Chem. Res.*, 2012, **45**, 936–946; (f) Y. Xu, M. C. Young, C. Wang, D. M. Magness and G. Dong, *Angew. Chem., Int. Ed.*, 2016, **55**, 9084–9087; (g) J. Wang, R. Li, Z. Dong, P. Liu and G. Dong, *Nat. Chem.*, 2018, **10**, 866–872. For selected reviews on transient directing groups: (h) N. Goswami, T. Bhattacharya and D. Maiti, *Nat. Rev. Chem.*, 2021, **5**, 646–659; (i) C. Jacob, B. U. W. Maes and G. Evano, *Chem. - Eur. J.*, 2021, **27**, 13899–13952; (j) B. Zu, Y. Guo, J. Ke and C. He, *Synthesis*, 2021, **53**, 2029–2042; (k) M. I. Lapuh, S. Mazeh and

- T. Besset, *ACS Catal.*, 2020, **10**, 12898–12919; (l) J. Das, S. Guin and D. Maiti, *Chem. Sci.*, 2020, **11**, 10887–10909; (m) J. I. Higham and J. A. Bull, *Org. Biomol. Chem.*, 2020, **18**, 7291–7315; (n) D. Bag, P. K. Verma and S. D. Sawant, *Chem.-Asian J.*, 2020, **15**, 3225–3238; (o) G. Liao, T. Zhang, Z. K. Lin and B.-F. Shi, *Angew. Chem., Int. Ed.*, 2020, **59**, 19773–19786; (p) B. Niu, K. Yang, B. Lawrence and H. Ge, *ChemSusChem*, 2019, **12**, 2955–2969; (q) O. K. Rasheed and B. Sun, *ChemistrySelect*, 2018, **3**, 5689–5708; (r) S. St John-Campbell and J. Bull, *Org. Biomol. Chem.*, 2018, **16**, 4582–4595; (s) P. Gandeepan and L. Ackermann, *Chem*, 2018, **4**, 199–222; (t) Z. Qun, P. Thomas, P. Xavier and B. Tatiana, *Synthesis*, 2017, **49**, 4808–4826.
- 3 For examples on TDG enabled C(sp²)-H (hetero)arylations: (a) X.-H. Liu, H. Park, J.-H. Hu, Y. Hu, Q.-L. Zhang, B.-L. Wang, B. Sun, K.-S. Yeung, F.-L. Zhang and J.-Q. Yu, *J. Am. Chem. Soc.*, 2017, **139**, 888–896; (b) J. Xu, Y. Wang, Y. Li, X. Xu and Z. Jin, *Org. Lett.*, 2017, **19**, 1562–1565; (c) N. Thrimurtulu, A. Dey, A. Singh, K. Pal, D. Maiti and C. M. R. Volla, *Adv. Synth. Catal.*, 2019, **361**, 1441–1446; (d) J. Wang, C. Dong, L. Wu, M. Xu, J. Lin and K. Wei, *Adv. Synth. Catal.*, 2018, **360**, 3709–3715; (e) Y. Cheng, J. Zheng, C. Tian, Y. He, C. Zhang, Q. Tan, G. An and G. Li, *Asian J. Org. Chem.*, 2019, **8**, 526–531; (f) J. Xu, Y. Liu, J. Zhang, X. Xu and Z. Jin, *Chem. Commun.*, 2018, **54**, 689–692; (g) G. Liao, H.-M. Chen, Y.-N. Xia, B. Li, Q.-J. Yao and B.-F. Shi, *Angew. Chem., Int. Ed.*, 2019, **58**, 11464–11468; (h) S. St John-Campbell, A. Ou and J. Bull, *Chem*, 2018, **24**, 17838–17843; (i) B. Li, K. Seth, B. Niu, L. Pan, H. Yang and H. Ge, *Angew. Chem., Int. Ed.*, 2018, **57**, 3401–3405; (j) D.-Y. Wang, S.-H. Guo, G.-F. Pan, X.-Q. Zhu, Y.-R. Gao and Y.-Q. Wang, *Org. Lett.*, 2018, **20**, 1794–1797; (k) L.-F. Wu, J.-W. Yao, X. Zhang, S.-Y. Liu, Z.-N. Zhuang and K. Wei, *Org. Lett.*, 2021, **23**, 6237–6241.
- 4 For examples on TDG enabled C(sp²)-H alkylations: (a) X.-Y. Chen and E. J. Sorensen, *J. Am. Chem. Soc.*, 2018, **140**, 2789–2792; (b) G. Liao, B. Li, H.-M. Chen, Q.-J. Yao, Y.-N. Xia, J. Luo and B.-F. Shi, *Angew. Chem., Int. Ed.*, 2018, **57**, 17151–17155; (c) H.-M. Chen, S. Zhang, G. Liao, Q.-J. Yao, X.-T. Xu, K. Zhang and B.-F. Shi, *Organometallics*, 2019, **38**, 4022–4028; (d) P. W. Tan, N. A. B. Juwaini and J. Seayad, *Org. Lett.*, 2013, **15**, 5166–5169; (e) G. Li, J. Jijun, H. Xie and J. Wang, *Chem. - Eur. J.*, 2019, **25**, 4688–4694; (f) H.-M. Chen, G. Liao, C.-K. Xu, Q.-J. Yao, S. Zhang and B.-F. Shi, *CCS Chem.*, 2021, **3**, 455–465.
- 5 For examples on TDG enabled C(sp²)-H alkenylation: (a) K. M. Engle and J.-Q. Yu, *J. Org. Chem.*, 2013, **78**, 8927–8955; (b) Q. Shao, K. Wu, Z. Zhuang, S. Qian and J.-Q. Yu, *Acc. Chem. Res.*, 2020, **53**, 833–851; (c) S. Bag, S. Jana, S. Pradhan, S. Bhowmick, N. Goswami, S. K. Sinha and D. Maiti, *Nat. Commun.*, 2021, **12**, 1393; (d) Q.-J. Yao, S. Zhang, B.-B. Zhan and B.-F. Shi, *Angew. Chem., Int. Ed.*, 2017, **56**, 6617–6621; (e) U. Dhawa, C. Tian, T. Wdowik, J. C. A. Oliveira, J. Hao and L. Ackermann, *Angew. Chem., Int. Ed.*, 2020, **59**, 13451–13457.
- 6 (a) X.-Y. Chen, S. Ozturk and E. J. Sorensen, *Org. Lett.*, 2017, **19**, 6280–6283; (b) J. Jiang, D. Yuan, C. Ma, W. Song, Y. Lin, L. Hu and Y. Zhang, *Org. Lett.*, 2021, **23**, 279–284; (c) L. Jin, X.-L. Zhang, R.-L. Guo, M.-Y. Wang, Y.-R. Gao and Y.-Q. Wang, *Org. Lett.*, 2021, **23**, 1921–1927.
- 7 X. Chen, S. Ozturk and E. Sorensen, *Org. Lett.*, 2017, **19**, 6280–6283.
- 8 (a) F. Li, Y. Zhou, H. Yang, Z. Wang, Q. Yu and F. Zhang, *Org. Lett.*, 2019, **21**, 3692–3695; (b) L. Jin, X. Zhang, R. Guo, M. Wang, Y. Gao and Y. Wang, *Org. Lett.*, 2021, **23**, 1921–1927. During our preparation of manuscript, a related report occurred, which form N, O-bis-coordinated complexes with Pd(II) catalyst and promote the C-H activation process. see: J. Zhou, D. Liu, C. Bai, A. Bao, T. Muschin, M. Baiyin and Y. S. Bao, *Org. Chem. Front.*, 2021, **8**, 5975–5981.
- 9 W. Gong, G. Zhang, T. Liu, R. Giri and J. Yu, *J. Am. Chem. Soc.*, 2014, **136**, 16940–16946.
- 10 H. Park, P. Verma, K. Hong and J. Yu, *Nat. Chem.*, 2018, **10**, 755–762.
- 11 For examples on preparation of alkyl aryl ethers (a) R. Szpera, P. G. Isenegger, M. Ghosez, N. J. W. Straathof, R. Cookson, D. C. Blakemore, P. Richardson and V. Gouverneur, *Org. Lett.*, 2020, **22**, 6573–6577; (b) Z. Chen, Y. Jiang, L. Zhang, Y. Guo and D. Ma, *J. Am. Chem. Soc.*, 2019, **141**, 3541–3549; (c) J. A. Terrett, J. D. Cuthbertson, V. W. Shurtleff and D. W. MacMillan, *Nature*, 2015, **524**, 330–334; (d) K. Zhang, X.-H. Xu and F.-L. Qing, *J. Fluorine Chem.*, 2017, **196**, 24–31; (e) D.-Y. Wang, Z.-K. Yang, C. Wang, A. Zhang and M. Uchiyama, *Angew. Chem., Int. Ed.*, 2018, **57**, 3641–3645; (f) H. Zhang, P. Ruiz-Castillo and S. L. Buchwald, *Org. Lett.*, 2018, **20**, 1580–1583; (g) S. D. Laffoon, V. S. Chan, M. G. Fickes, B. Kotecki, A. R. Ickes, J. Henle, J. G. Napolitano, T. S. Franczyk, T. B. Dunn, D. M. Barnes, A. R. Haight, R. F. Henry and S. Shekhar, *ACS Catal.*, 2019, **9**, 11691–11708; (h) J. Irurre, J. Casas and A. Messeguer, *Bioorg. Med. Chem. Lett.*, 1993, **3**, 179–182.
- 12 Nonfluorinated alcohols and other long chain fluorinated alcohols, such as methanol, ethanol, and 3,3,3-trifluoropropan-1-ol, not suitable substrates under the current reaction conditions, probably due to their different pK_a values.