




Since January 2020 Elsevier has created a COVID-19 resource centre with free information in English and Mandarin on the novel coronavirus COVID-19. The COVID-19 resource centre is hosted on Elsevier Connect, the company's public news and information website.

Elsevier hereby grants permission to make all its COVID-19-related research that is available on the COVID-19 resource centre - including this research content - immediately available in PubMed Central and other publicly funded repositories, such as the WHO COVID database with rights for unrestricted research re-use and analyses in any form or by any means with acknowledgement of the original source. These permissions are granted for free by Elsevier for as long as the COVID-19 resource centre remains active.

Contents lists available at [ScienceDirect](#)

# Sleep Health

Journal of the National Sleep Foundation

journal homepage: [sleephealthjournal.org](http://sleephealthjournal.org)

## Racial discrimination as a mediator of racial disparities in insomnia disorder



Philip Cheng, PhD<sup>a\*</sup>, Ruby Cuellar, MA<sup>b</sup>, Dayna A Johnson, PhD<sup>c</sup>, David A. Kalmbach, PhD<sup>a</sup>, Christine LM Joseph, PhD<sup>a</sup>, Andrea Cuamatzi Castelan, BS<sup>a</sup>, Chaewon Sagong, BS<sup>a</sup>, Melynda D. Casement, PhD<sup>b</sup>, Christopher L. Drake, PhD<sup>a</sup>

<sup>a</sup> Thomas Roth Sleep Disorders and Research Center, Henry Ford Health System, Novi, MI USA

<sup>b</sup> Department of Psychology, University of Oregon, Eugene, OR, USA

<sup>c</sup> Department of Epidemiology, Rollins School of Public Health, Emory University, Atlanta, GA, USA

### ARTICLE INFO

#### Key Words:

Insomnia  
Health disparities  
Discrimination

### ABSTRACT

**Study Objectives:** Racial and ethnic minorities are more likely to suffer from insomnia that is more severe; however, few studies have examined mechanisms by which racial disparities in severity of insomnia disorder may arise. One potential mechanism for disparities in insomnia severity is perceived discrimination. This study tested discrimination as a mediator in the relationship between race and insomnia.

**Methods:** Participants were recruited from communities in the Detroit metropolitan area and were diagnosed with insomnia disorder using the DSM-5 (Diagnostic and Statistical Manual of Mental Disorders, Fifth Edition). The final sample included 1,458 individuals. Insomnia symptom severity was assessed via the Insomnia Severity Index and self-reported racial discrimination was evaluated using a single item. Racial discrimination was tested as a mediator in the relationship between race and insomnia symptom severity. Individuals were categorized as either White or a racial minority (i.e., non-White individuals), with sensitivity analyses examining Black individuals and non-Black racial minority groups.

**Results:** Consistent with our hypothesis, racial discrimination was a significant mediator accounting for 57.3% of the relationship between race and insomnia symptom severity. Sensitivity analyses indicated that the indirect effect of racial discrimination was stronger in the non-Black racial minority group compared to Black individuals. **Conclusions:** These results provide support that racial discrimination is likely an important mechanism by which racial and ethnic sleep disparities exist. Implications for prevention, intervention, and treatment of insomnia in racial minorities to reduce health disparities are discussed.

© 2020 National Sleep Foundation. Published by Elsevier Inc. All rights reserved.

### Introduction

Among several of the fundamental and longstanding societal challenges we face is the problem of racial disparities in health. An overwhelming body of evidence indicates that living as a racial minority in the United States is frequently accompanied by excessive rates of chronic disease (e.g., hypertension, diabetes, and obesity)<sup>1</sup> and disproportionate mortality across the most prevalent diseases.<sup>2–4</sup>

Unsurprisingly, racial sleep disparities also exist. A multitude of evidence indicates that racial minority groups are more likely to report sleep disturbances compared to White individuals.<sup>5–10</sup> For example, Black individuals report having worse sleep quality,<sup>10</sup> more

nonrestorative sleep,<sup>6</sup> and more restless sleep<sup>11</sup> compared to White individuals.<sup>5,8</sup> Indeed, a study of urban primary care patients found that the odds of reporting clinically significant sleep disturbance (based on the Pittsburgh Sleep Quality Index) was 3 times higher in Black patients than White patients.<sup>12</sup> Findings of insufficient sleep have also been documented in Asian Americans<sup>13</sup> and Native Americans.<sup>14</sup>

With adequate severity and chronicity, these sleep disturbances can develop into insomnia disorder. While emergent evidence for racial disparities in rates of insomnia disorder is still inconclusive,<sup>15</sup> extant studies suggest that when insomnia disorder occurs in racial minorities it is often more severe compared to their White counterparts.<sup>16–18</sup> For example, relative to White individuals, Black individuals have a 67% increased risk of insomnia disorder with short sleep,<sup>17</sup> which is the most severe phenotype.<sup>19</sup> A large prospective study also found that Black individuals were 2 times more likely to exhibit

\*Corresponding author: Thomas Roth Sleep Disorders and Research Center, Henry Ford Health System, Novi, MI 48197 USA

E-mail address: [pcheng1@hfhs.org](mailto:pcheng1@hfhs.org) (P. Cheng).

chronic insomnia (>1 year) compared to White individuals.<sup>20</sup> Another study of insomnia of army soldiers predeployment found that rates of moderate to severe insomnia symptoms were most prevalent in Native Americans compare to other racial groups.<sup>21</sup>

While it is important to describe racial sleep disparities, it is equally important to examine potential mechanisms driving such disparities.<sup>22</sup> Without established mechanisms of these disparities, race could be conflated as a risk factor as opposed to a risk *marker*. The increased risk of adverse health in racial minority groups not caused by their race; instead, race serves as a proxy for the various mechanisms by which these disparities arise. For example, racial minorities face differential exposure to stressors, barriers to education and health literacy, and limited access to health care, all of which increases risk for poor health. This issue has been at the center of ongoing discourse in the field of sleep health,<sup>23,24</sup> particularly because the distinction has important implications for how intervention approaches might mitigate these disparities.

One important potential mechanism for disparities in insomnia is racial discrimination.<sup>22</sup> Racial minorities are disproportionately impacted by discrimination based on actual or perceived membership of a particular racial group.<sup>7,25</sup> Although discrimination does occur in acute and distinct incidents, it also commonly exists in more subtle and “everyday” forms (e.g., microaggressions),<sup>26,27</sup> and thus can function as a chronic stressor. Like other stressors, perceived discrimination can trigger and exacerbate insomnia,<sup>28</sup> potentially by increasing vigilance against threat and triggering ruminative cognitions that result in difficulties falling and staying asleep.<sup>29</sup> Indeed, studies find that exposure to racial or ethnic discrimination is associated with self-reported insufficient sleep<sup>30</sup> and poorer sleep quality,<sup>31</sup> as well as complaints of insomnia.<sup>32,33</sup> However, few studies have tested discrimination as a mechanism of racial disparities in insomnia disorder. To date, only one study conducted in a sample of 133 first and second year college students demonstrated that perceived discrimination was a mediator of sleep difficulties measured using a subset of the subscales of the Pittsburgh Sleep Quality Index modeled as a latent variable.<sup>34</sup>

Though research in racial sleep disparities has typically focused on sleep quantity, it is important that this work extends into clinical contexts such as insomnia disorder. First, insomnia disorder rises to a level of severity that not only impairs functioning, but also significantly increases risk for other health complications. For example, insomnia has been implicated as a risk factor for obesity,<sup>35</sup> cardiovascular disease,<sup>36</sup> diabetes,<sup>37</sup> and depression<sup>38,39</sup> (see<sup>35</sup> for review), all of which also show disparities by race.<sup>41</sup> Indeed, as a robust risk factor, disparities in insomnia is likely a fundamental component in the etiology of health disparities.<sup>36</sup> Second, while differences in sleep characteristics (e.g., sleep duration) have been described by race, their association with adverse health consequences has been underexplored with mixed evidence<sup>42–44</sup>; it may be that characteristics of poor sleep is most predictive of poor health in a clinical context.<sup>17,19,45</sup> Finally, the chronicity and severity of insomnia disorder are stronger motivators for treatment seeking behaviors, which present opportunities for interventions to treat insomnia and prevent the cascade of morbidities leading to health disparities.

This present study aimed to examine racial discrimination as a candidate mechanism in the relationship between race and insomnia in a large sample of individuals with DSM-5 insomnia recruited from communities in the greater Detroit metropolitan area. Perceived discrimination was tested as a mediator of the racial differences of insomnia symptoms severity as measured by the Insomnia Severity Index. We hypothesized that differences in insomnia severity between racial minority groups and White individuals would be significantly mediated by perceived discrimination.

## Participants and methods

### Participants

Data for this study was obtained from communities in Detroit metropolitan area and the surrounding communities in southeastern Michigan. Recruitment included primary care patients from 6 hospitals, 38 medical centers, and subscribers of a major health insurance company in Michigan. Recruitment materials targeted individuals with sleep difficulties who would be interested in completing a behavioral insomnia intervention delivered via the internet, and data for this study were drawn from the screening questionnaires. All study materials were delivered in English. Eligible participants met DSM-5<sup>46</sup> diagnostic criteria for chronic insomnia disorder and were at least 18 years old. Exclusion criteria included diagnosed sleep disorders other than insomnia (e.g., restless legs, narcolepsy) or untreated obstructive sleep apnea, severe depression, bipolar or seizure disorders. A total of 1,458 individuals were included in the final analysis, after removing 28 individuals who declined to report their race or reported their race as unknown (see Fig. 1 for enrollment chart). Experimental protocols were approved by the local Institutional Review Board, and all participants provided informed consent for study participation.

### Variables of interest

The dependent variable was insomnia severity measured using the Insomnia Severity Index (ISI).<sup>47,48</sup> The ISI comprises of seven components, with the first 3 items quantifying disturbance by sleep onset, maintenance, and early morning awakenings. The latter 4 queries sleep satisfaction and impact of sleep disorders on quality of life. Higher scores on the ISI indicate increased insomnia severity (range 0–28). The independent variable was race per self-report in

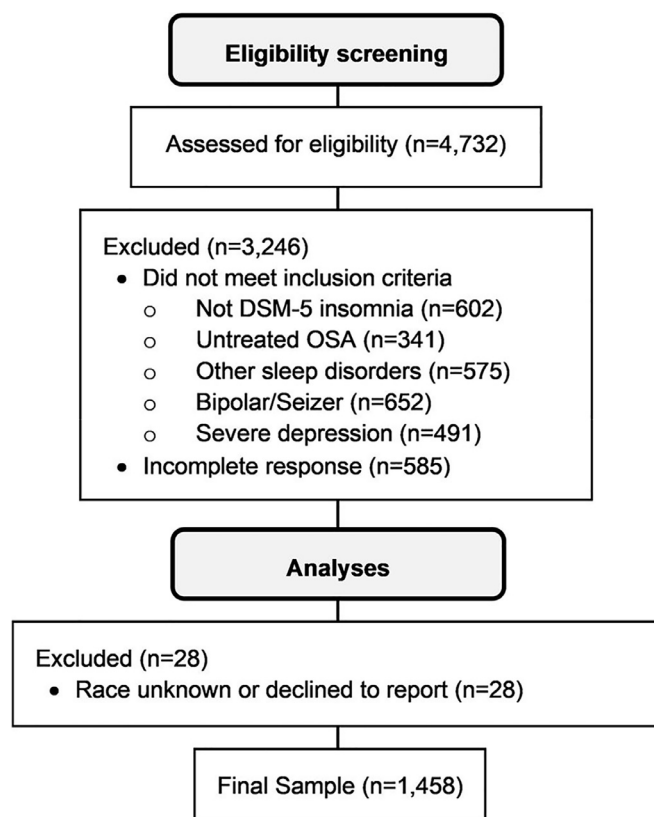


Fig. 1. Study enrollment flowchart.

the following categories: White, Black or African American, Asian, American Indian/Alaska Native, More than one race, Unknown (or do not wish to report). Analyses compared non-White to White individuals, with sensitivity analyses further comparing White to Black individuals and White individuals to non-Black racial minority groups (see Analytical Approach below). Though racial discrimination is commonly experienced across races, discrimination may manifest differently between racial groups. As such, analyses powered to disaggregate racial groups may reduce masking or distortion of these associations. In all models, race was included as a categorical variable with White as the reference group.

The mediator was racial discrimination as assessed via a single-item measure from the Commonwealth Fund 2001 Health Care Quality Survey<sup>49</sup> and the 2003 California Health Interview Survey.<sup>50</sup> These are validated and population-based surveys that are widely cited in academic research,<sup>51–53</sup> and used in briefings for Congress and other governmental agencies to increase equity in health care policies. The prompt was “Thinking about your race or ethnicity, how often have you felt treated badly or unfairly because of your race or ethnicity.”, and responses included “Never” (0), “Rarely” (1), “Sometimes” (2), “A lot” (3), and “All the time” (4). The construct validity of this measure has been demonstrated using health outcomes known to be associated with other measures of racism.<sup>51,53,54</sup>

All final models covaried for age, sex, and socioeconomic status (annual household income and education) due to their established relationship with insomnia and racial discrimination as variables of interest. Medical comorbidities and body mass index were tested as covariates during model building but were removed in the final analyses due to nonsignificance across all models. Annual household income was operationalized as a categorical variable with four ordered levels: very low, low, middle, and high. The lowest category of household income was operationalized as an annual household income less than 15k, which is consistent with the poverty threshold for a 2-person household in 2016.<sup>55</sup> The cutoffs for low, middle, and high income were <35k, <75k, and ≥75k, respectively. Education was similarly operationalized with four ordered levels: high school or less, some college, college, and graduate school. These categories correspond to the International Standard Classification of Education<sup>56</sup> levels 3 or below, 4 and 5, 6, and 7 or higher.

**Analytical approach**

The hypothesis was tested using mediation analyses conducted in accordance with procedures outlined by Fairchild and MacKinnon,<sup>57</sup>

with significance testing of the indirect effect using the distribution of the product approach (i.e., the PRODCLIN method) implemented in R.<sup>58</sup> This method is less vulnerable to Type I errors compared to traditional significance tests,<sup>59</sup> and does not assume a normal distribution, which allows for asymmetric confidence intervals.<sup>60,61</sup> Statistical significance was determined if the 95% CI for the indirect effect did not include zero. The parameters required for the PRODCLIN approach (pathways  $\alpha$ ,  $\beta$ ,  $c$ , and  $c'$ ) were determined via three ordinary least squares regression models with covariates (see Fig. 2). The direct effect (pathway  $c$ ) was obtained by regressing race on insomnia severity controlling for covariates. Pathway  $\alpha$  was obtained by regressing race on racial discrimination controlling for covariates. The remaining parameters were obtained in a third regression that tested the effect of the mediator (racial discrimination) on the outcome variable (insomnia severity) controlling for the predictor (race; pathway  $\beta$ ) and covariates, and the effect of the predictor (race) after controlling for the mediator (racial discrimination; pathway  $c'$ ) and covariates. The indirect (i.e., mediated) effect of the predictor on the outcome variable was tested using the product of the  $\alpha$  and  $\beta$  parameter estimates. Sensitivity analyses were also conducted to examine the specific effects within racial groups. The proportion of the mediated effect was calculated using a ratio of the indirect effect to the total effect.

In order to account for potential differences by racial groups, the analytical approach included sensitivity analyses parsed by racial minority groups. A power analysis indicated that a minimum sample size of 78 in each racial minority group was needed to achieve 0.8 power to detect statistical significance. As such, we were able to include one sensitivity analysis that compared the specific effect of Black (n = 271) compared to White individuals, and an option of a second analysis that compared the aggregated effect of non-Black racial minority groups to White individuals. In building the latter model, exploratory analyses were run by each non-Black racial group (Asian American, American Indian/Alaska Native, More than one race), and groups that demonstrated similar results were aggregated to achieve adequate statistical power. This approach optimized statistical power while minimized the chance of masking intergroup differences.

**Results**

The final sample included 1,458 individuals with insomnia disorder as defined by the DSM-5. Of the total sample, 74.2% were White (n = 1082) and 25.8% were a racial minority (Black: n = 271, Asian-American: n = 33, American Indian/Alaska Native: n = 14, more than

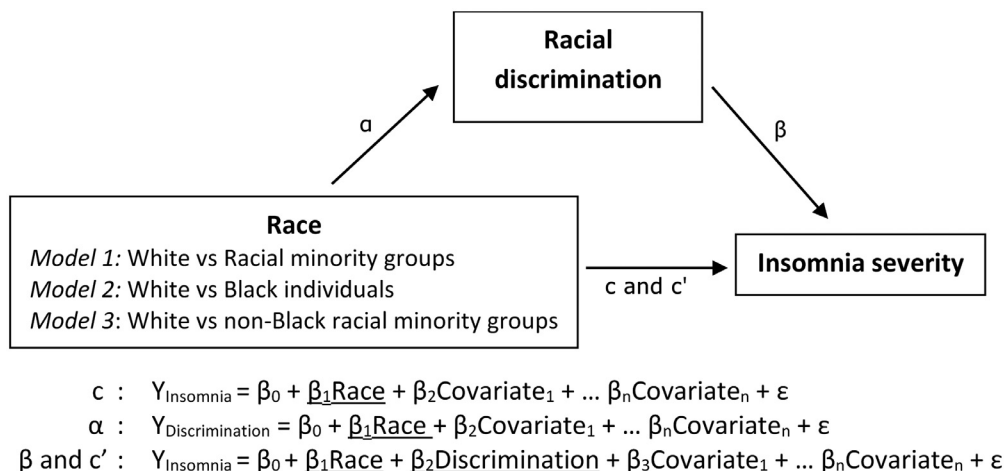


Fig. 2. Schematic of the mediation approach.

**Table 1**  
Sample characteristics by race

	White	Black	Asian	AI/AN	Multiracial
N	1082	271	33	14	58
Sex (F)	77.6%	84.1%	69.7%	71.4%	79.3%
Age	42.2 ± 16.3	43.5 ± 14.4	38.3 ± 13.8	37.8 ± 13.5	32.2 ± 16.2
Hispanic/Latinx	5.9%	1.1%	3.0%	28.6%	37.9%
Income					
Very low	17.3%	19.9%	12.1%	35.7%	31.0%
Low	35.6%	30.6%	18.8%	28.6%	34.5%
Middle	22.8%	33.6%	36.4%	28.6%	25.9%
High	24.3%	15.9%	33.3%	7.1%	8.6%
Education					
≤ High school	24.7%	17.7%	12.1%	42.9%	36.2%
Some college	43.4%	46.1%	18.2%	42.9%	44.8%
College	16.9%	18.8%	30.3%	7.14%	10.3%
Graduate school	15.0%	17.3%	39.4%	7.14%	8.6%
ISI	17.3 ± 4.2	18.1 ± 4.3	17.5 ± 4.7	17.1 ± 5.8	17.9 ± 4.2
Discrimination	0.4 ± 0.7	1.5 ± 1.1	1.6 ± 1.1	1.2 ± 1.0	1.3 ± 1.2

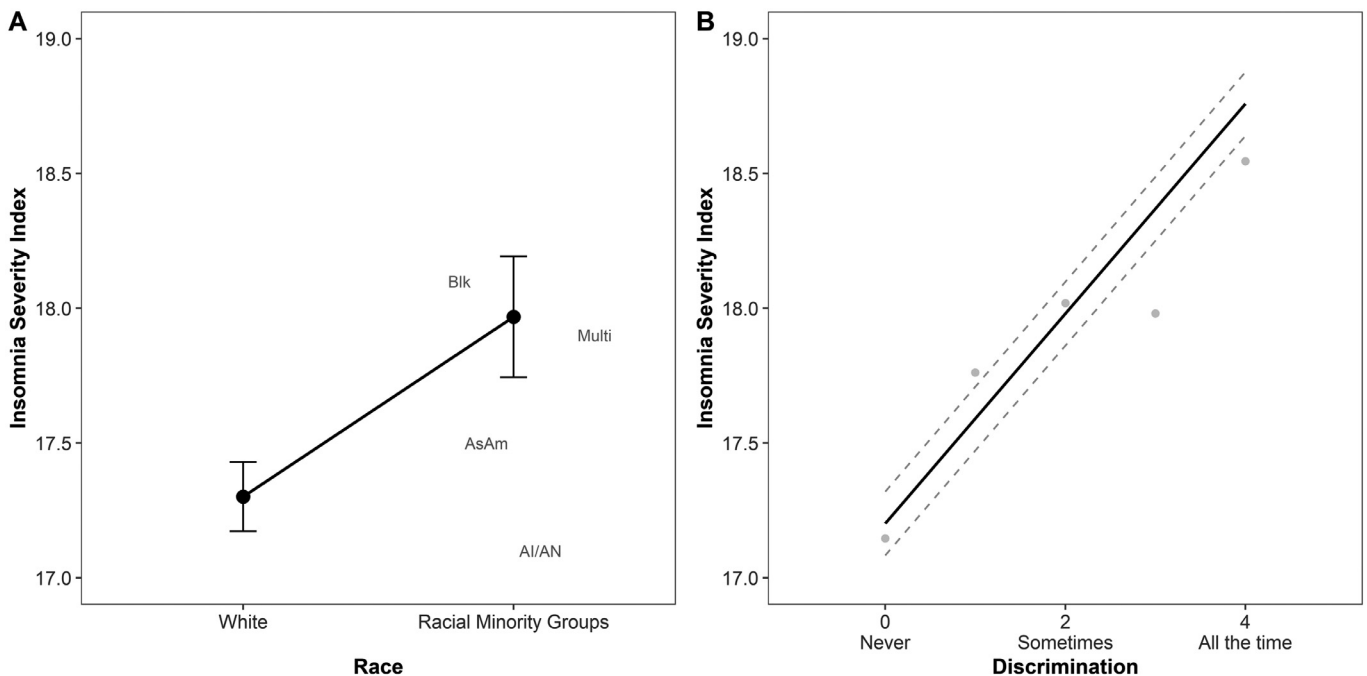
AI/AN = American Indian or Alaska Native.

one race:  $n=58$ ). The sample was predominantly female (racial minority: 81.6%, White: 77.6%), with a mean age of  $41.9 \pm 15.9$  SD (racial minority:  $41.1 \pm 14.6$  SD, White:  $42.2 \pm 16.3$  SD). The mean ISI score of the sample was  $17.4 \pm 4.27$  SD, indicating moderate insomnia severity. As expected, racial minorities reported significantly more frequent discrimination compared to White individuals (see Table 1). As a group, insomnia symptoms were more severe in racial minorities ( $t [1456]=2.62, P < .01$ ), though the effect (Cohen's  $d=0.16$ ) was small, likely because the sample comprised those meeting criteria for a diagnosis of insomnia. Individuals who reported higher levels of racial discrimination also reported more severe insomnia ( $t [1456]=3.29, P = .001$ ); however, the effect size of racial discrimination was over twice the effect size of race (Cohen's  $d=0.37$ ) (see Fig. 3). An exploratory post-hoc multivariate regression analysis with the components of the ISI found that racial discrimination was associated with higher severity across

all components except for difficulty staying asleep and sleep satisfaction.

#### Mediation analyses

The first regression revealed a significant direct effect where belonging to a racial minority group was associated with higher ISI scores (pathway c:  $B=0.14 \pm 0.06$  SE,  $P < .05$ ). Educational attainment was the only covariate that reached statistical significance, with higher education associated with lower insomnia severity ( $B = -0.15 \pm 0.07$  SE,  $P < .05$ ). As expected, belonging to a racial minority group was also associated with higher reported discrimination (pathway  $\alpha$ :  $B = 1.09 \pm 0.05$  SE,  $P < .001$ ). Finally, while racial discrimination remained a significant predictor of insomnia severity after accounting for race (pathway  $\beta$ :  $B = 0.07 \pm 0.03$  SE,  $P < .05$ ), racial minority status was no longer significantly associated with



**Fig. 3.** Panel A) Comparison of insomnia severity by White versus non-White individuals. Insomnia values for specific racial groups in the non-White category indicated with the following labels: Blk = Black; Multi = More than one race; AsAm = Asian American; AI/AN = American Indian/Alaska Native. Panel B) Insomnia severity by discrimination. Error bars indicate one standard error.

higher ISI scores (pathway  $c'$ :  $B = 0.06 \pm 0.07$  SE,  $P = .439$ ). The 95% confidence interval (CI) of the indirect effect did not overlap with zero ( $\alpha \times \beta$ : 0.08, 95% CI [0.01, 0.15]), and the indirect effect accounted for 57.3% of the relationship between race and insomnia severity.

#### *Black individuals versus White individuals*

A significant direct effect indicated that Black individuals reported more severe insomnia symptoms compared to White individuals (pathway  $c$ :  $B = 0.17 \pm 0.07$  SE,  $P < .05$ ). Educational attainment was the only covariate that reached statistical significance, with higher education associated with less insomnia severity ( $B = -0.15 \pm 0.07$  SE,  $P < .05$ ). Being Black was also associated with higher reported discrimination (pathway  $\alpha$ :  $B = 1.18 \pm 0.06$  SE,  $P < .001$ ). Finally, racial discrimination remained a significant predictor of insomnia severity even after adjusting for race (pathway  $\beta$ :  $B = 0.09 \pm 0.03$  SE,  $P < .01$ ), but being Black was no longer a statistically significant predictor of insomnia severity after adjusting for racial discrimination (pathway  $c'$ :  $B = 0.07 \pm 0.08$  SE,  $P = .39$ ). The 95% CI of the indirect effect did not overlap with zero ( $\alpha \times \beta$ : 0.10, 95% CI [0.03, 0.18]), and the indirect effect accounted for 60.8% of the relationship between race and insomnia severity in Black and White participants.

#### *Non-Black racial minority groups versus White individuals*

Exploratory analyses indicated that individuals who identified as Asian American and multiracial exhibited similar patterns of results, and thus were aggregated in the final analysis. Results did not show a significant direct effect of race on insomnia severity for Asian American or multiracial individuals compared to White individuals (pathway  $c$ :  $B = 0.11 \pm 0.11$  SE,  $P = .31$ ); however, being Asian American or multiracial was significantly associated with more reported discrimination compared to White individuals (pathway  $\alpha$ :  $B = 1.18 \pm 0.10$  SE,  $P < .001$ ). Educational attainment was the only covariate that reached statistical significance, with higher education associated with less insomnia severity ( $B = -0.24 \pm 0.07$  SE,  $P < .001$ ). As testing the significance of an indirect effect does not require a direct effect,<sup>62–65</sup> we continued to test for a significant indirect pathway from race through discrimination. Racial discrimination remained a significant predictor of insomnia severity even after adjusting for race (pathway  $\beta$ :  $B = 0.08 \pm 0.03$  SE,  $P < .05$ ), but the relationship between race and insomnia severity was close to zero after accounting for racial discrimination (pathway  $c'$ :  $B = 0.02 \pm 0.12$  SE,  $P = .98$ ). The 95% CI of the indirect effect did not overlap with zero ( $\alpha \times \beta$ : 0.09, 95% CI [0.02, 0.17]), and the indirect effect accounted for 84.0% of the relationship between race and insomnia.

In contrast, exploratory analyses in American Indian/Alaska Native individuals ( $n = 14$ ) revealed a small and non-significant decrease in insomnia symptom severity compared to White individuals ( $B = -0.08 \pm 0.28$  SE,  $P = .75$ ), when controlling for covariates. As was the case with the other models, educational attainment was the only covariate that reached statistical significance, with higher education associated with less insomnia severity ( $B = -0.25 \pm 0.08$  SE,  $P < .01$ ). After accounting for racial discrimination, the relationship between race and insomnia severity remained nonsignificant, though the coefficient increased in strength ( $B = -0.17 \pm 0.27$  SE,  $P = .52$ ).

## **Discussion**

This study examined the role of racial discrimination as a potential mechanism for racial sleep disparities in a large clinical sample comprising White and racial minority groups with DSM-5 insomnia. Results supported our hypothesis that racial discrimination was indeed a significant mediator in the relationship between race and insomnia severity. In general, we found that racial discrimination explained almost 60% of the differences in insomnia severity between

White individuals and racial minority groups after accounting for covariates, including socioeconomic status (i.e. income and education). Indeed, the effect size of the difference in insomnia severity by racial discrimination was twice that of the difference by race. These results are consistent with prior research implicating racial discrimination as a contributor to sleep disturbances in the general population,<sup>32,33,66</sup> and extends these findings to racial disparities in insomnia disorder.

Insomnia is likely an important part of the landscape of health disparities because it may serve as a fundamental pathway to health disparities.<sup>36</sup> Insomnia exacerbates stress and potentiates risk for multiple morbidities, including but not limited to depression, anxiety, suicide, substance use disorders, impaired immune functioning, cardiovascular diseases, and chronic pain (see<sup>40,67</sup> for review). Though racial minorities experience an enhanced baseline risk for these morbidities, insomnia may facilitate their progression,<sup>36</sup> particularly as insomnia may manifest more intensely or as more severe phenotypes in racial minorities.<sup>16–18</sup> Furthermore, the consequences of insomnia are often higher for those already disenfranchised.<sup>17,18</sup> For example, whereas absenteeism and diminished work productivity are commonly associated with insomnia,<sup>68</sup> those with the least access to social capital and economic resources are most vulnerable to the cascading consequences such as lost wages or employment termination.<sup>69</sup>

Insomnia is also important in the landscape of health disparities because it represents an opportunity for both intervention and prevention.<sup>16,70</sup> In contrast to many other risk factors for health disparities (e.g., socioeconomic status, residential segregation, and food insecurity) insomnia is highly modifiable via behavioral intervention.<sup>71,72</sup> In fact, our research using Cognitive Behavioral Therapy (delivered digitally for increased accessibility) demonstrated comparable efficacy between Black and White individuals<sup>16</sup> despite historically established differences in treatment engagement and adherence in other forms of psychotherapy.<sup>73,74</sup> Furthermore, we have also demonstrated that early intervention of insomnia can prevent incident depression.<sup>70</sup> Together, these data suggest that interventions that target and/or mitigate the impact of racial discrimination on insomnia may play an important role in reducing health disparities.

Though racial discrimination has been well-documented as a predictor of poor health, mental health, and coping,<sup>31</sup> few studies have examined the role of racial discrimination in the development of insomnia. In the 3-P etiological model of insomnia,<sup>28</sup> stress is the most common precipitating factor of sleep disturbances. Indeed, evidence from large epidemiological studies have found that psychosocial stress—including racial discrimination—was associated with less sleep, worse sleep quality, and incidence of insomnia symptoms.<sup>33,75</sup> Another study in older Black women also found that racial discrimination was associated with worse insomnia symptoms.<sup>32</sup> However, the evolution from acute sleep perturbations to insomnia disorder is understood to be perpetuated by common compensatory behaviors that inadvertently exacerbate and maintain insomnia symptoms (e.g., daytime napping, extending time in bed, etc.), such that the insomnia disorder persists even if the precipitating stressor dissipates. Accordingly, precipitating stressors (e.g., racial discrimination) may not be a robust predictor of symptom severity in the context of a clinical disorder. Consistent with this model, the direct association between the frequency of racial discrimination and insomnia severity in this clinical sample of DSM-5 insomnia was small, albeit stronger than the association between race and insomnia severity. Importantly, racial discrimination is also a chronic or repetitive stressor, and thus may also contribute to the maintenance of insomnia symptoms. These results add additional evidence for racial discrimination as a mechanism driving insomnia in racial minorities and lend support that racial disparities in insomnia are likely a consequence of social inequities (e.g., discrimination) and other determinants of health.

Interestingly, sensitivity analyses indicated that the indirect effect of racial discrimination was stronger in Asian American or multiracial individuals relative to Black individuals. While the results from this study do not speak to why racial discrimination might play a differential role between racial minority groups, it is unlikely that racial discrimination is a less potent mediator of insomnia severity in Black individuals. Black individuals have a long and complex history of social, political, and economic disenfranchisement; notably, racism—particularly anti-Black racism has expanded beyond overt forms of discrimination (e.g., accepted use of anti-Black slurs, overt racial segregation) to more insidious and covert forms of discrimination (e.g., racial gerrymandering enacted via partisan gerrymandering,<sup>76</sup> mortgage redlining,<sup>77</sup> discriminatory hiring practices<sup>78,79</sup>) that relate to social determinants of health (e.g., neighborhood and physical environmental conditions, education and health literacy, access to resources, food, and health care, etc.). However, these covert forms of discrimination may not be adequately captured on an instrument that elicits more proximal experiences of maltreatment due to race. On the other hand, overt forms of discrimination against non-Black minorities have persisted (e.g., yellowface in entertainment industry,<sup>80</sup> overt anti-Chinese rhetoric and violence during the COVID-19 pandemic,<sup>81</sup> Native American mascots,<sup>82</sup> etc.). Future research should test whether such differences between racial groups are replicated in larger samples.

### Limitations

Importantly, we had limited statistical power for a more fine-grained analysis that parses non-Black racial minority groups and that further examines differences by ethnicity. However, because of the paucity of research in non-Black racial minorities, we opted to include sensitivity analyses that aggregated non-Black racial minority groups that exhibited similar trends; this allowed us to achieve adequate statistical power while minimizing the risk of masking intergroup differences. Regrettably, there was insufficient power to parse analyses by both race and ethnicity. The underrepresentation of non-Black racial minorities in research samples is likely because investigators largely have not set intentional recruitment goals for non-Black racial minorities,<sup>83</sup> and the minority of investigators that have made a priori minority recruitment goals often fall short of those goals.<sup>83</sup> These data imply that research questions (and thus study and recruitment designs) have not focused on these minority groups, perhaps in part because there is little extant research to build from. As such, we also opted to include these sensitivity analyses so they may be considered in the generation of hypotheses for additional research, which should aim to replicate these findings in larger samples and to further examine the complexities and nuances in the mechanisms by which sleep disparities arise within different racial and ethnic minority groups.

The present study used a cross-sectional design and is therefore limited in the determination of temporal precedence. However, our results are consistent with prior research indicating that racial discrimination was a significant mediator of the prospective relationship between race and sleep disturbances in a sample of college students,<sup>34</sup> and extend this finding to clinically significant insomnia. Additionally, interpretation and generalization of results should take into consideration racial differences in help seeking<sup>84,85</sup> as the sample comprised individuals interested in receiving a behavioral intervention for insomnia. A common limitation of health disparities research is that many instruments have been developed and validated in predominantly White samples. That said, there is some evidence that the ISI shows cross-cultural and racial invariance.<sup>86,87</sup> Another limitation may be the use of a single item that broadly measured the frequency of racial discrimination. Though commonly used in large epidemiological studies, the use of more complex instruments may capture nuances and dimensions of racial discrimination.

### Conclusions

Overall, this study implicates racial discrimination as an important mechanism driving racial disparities in symptom severity in insomnia disorder, and adds novel information regarding potential differences in the role of racial discrimination between racial minority groups. Future research should replicate and extend these findings with a prospective design using more comprehensive instruments measuring racial discrimination along with additional relevant predictors in a sample that better represents the diverse racial groups. The potential for treatment and prevention of insomnia in racial minorities to reduce health disparities should also be explored.

### Acknowledgments

Support for this study was provided from the Robert Wood Johnson Foundation and from the National Institute of Mental Health R56MH115150 awarded to CLD. Funding for PC was provided from the National Heart Lung and Blood Institute (K23HL138166). We would also like to thank the staff at the Thomas Roth Sleep Disorders and Research Center and the Henry Ford Health System for their continued support.

### References

- Williams DR, Jackson PB. Social sources of racial disparities in health. *Health Aff (Millwood)*. 2005;24(2):325–334.
- Aizer AA, Wilhite TJ, Chen M-H, et al. Lack of reduction in racial disparities in cancer-specific mortality over a 20-year period. *Cancer*. 2014;120(10):1532–1539.
- Kung H-C, Hoyert DL, Xu J, Murphy SL. Deaths: final data for 2005. *Natl Vital Stat Rep*. 2008;56(10):1–120.
- Peterson K, Anderson J, Boundy E, Ferguson L, McCleery E, Waldrip K. Mortality disparities in racial/ethnic minority groups in the Veterans Health Administration: an evidence review and map. *Am J Public Health*. 2018;108(3):e1–e11.
- Grandner MA, Petrov MER, Rattanaumpawan P, Jackson N, Platt A, Patel NP. Sleep symptoms, race/ethnicity, and socioeconomic position. *J Clin Sleep Med*. 2013;09(09):897–905.
- Kingsbury JH, Buxton OM, Emmons KM, Redline S. Sleep and its relationship to racial and ethnic disparities in cardiovascular disease. *Curr Cardiovasc Risk Rep*. 2013;7(5):387–394.
- Slopen N, Williams DR. Discrimination, other psychosocial stressors, and self-reported sleep duration and difficulties. *Sleep*. 2014;37(1):147–156.
- Pigeon WR, Heffner K, Duberstein P, Fiscella K, Moynihan J, Chapman BP. Elevated sleep disturbance among blacks in an urban family medicine practice. *J Am Board Fam Med*. 2011;24(2):161–168.
- Marczyk Organek KD, Taylor DJ, Petrie T, et al. Adolescent sleep disparities: sex and racial/ethnic differences. *Sleep Health*. 2015;1(1):36–39.
- Grandner MA, Williams NJ, Knutson KL, Roberts D, Jean-Louis G. Sleep disparity, race/ethnicity, and socioeconomic position. *Sleep Med*. 2016;18:7–18.
- Petrov ME, Lichstein KL. Differences in sleep between black and white adults: an update and future directions. *Sleep Med*. 2016;18:74–81.
- Pigeon WR, Heffner K, Duberstein P, Fiscella K, Moynihan J, Chapman BP. Elevated sleep disturbance among blacks in an urban family medicine practice. *J Am Board Fam Med*. 2011;24(2):161–168.
- Whinnery J, Jackson N, Rattanaumpawan P, Grandner MA. Short and long sleep duration associated with race/ethnicity, sociodemographics, and socioeconomic position. *Sleep*. 2014;37(3):601–611.
- Chapman DP, Croft JB, Liu Y, Perry GS, Presley-Cantrell LR, Ford ES. Excess frequent insufficient sleep in American Indians/Alaska natives. *J Environ Public Health*. 2013;2013.
- Johnson DA, Jackson CL, Williams NJ, Alcántara C. Are sleep patterns influenced by race/ethnicity – a marker of relative advantage or disadvantage? Evidence to date. *Nat Sci Sleep*. 2019;11:79–95.
- Cheng P, Luik AI, Fellman-Couture C, et al. Efficacy of digital CBT for insomnia to reduce depression across demographic groups: a randomized trial. *Psychol Med*. 2018;1–10. Published online.
- Kalmbach DA, Pillai V, Arnedt JT, Drake CL. DSM-5 insomnia and short sleep: comorbidity landscape and racial disparities. *Sleep*. 2016;39(12):2101–2111.
- Kaufmann CN, Mojtabei R, Hock RS, et al. Racial/ethnic differences in insomnia trajectories among U.S. older adults. *Am J Geriatr Psychiatry Off J Am Assoc Geriatr Psychiatry*. 2016;24(7):575–584.
- Vgontzas AN, Fernandez-Mendoza J, Liao D, Bixler EO. Insomnia with objective short sleep duration: the most biologically severe phenotype of the disorder. *Sleep Med Rev*. 2013;17(4):241–254.
- Singareddy R, Vgontzas AN, Fernandez-Mendoza J, et al. Risk factors for incident chronic insomnia: a general population prospective study. *Sleep Med*. 2012;13(4):346–353.

- 21 Taylor DJ, Pruiksma KE, Hale WJ, et al. Prevalence, correlates, and predictors of insomnia in the US Army prior to deployment. *Sleep*. 2016;39(10):1795–1806.
- 22 Jackson CL, Walker JR, Brown MK, Das R, Jones NL. A workshop report on the causes and consequences of sleep health disparities. *Sleep*. 2020. Published online.
- 23 Grandner M, Patel S. Sleep Differences or Disparities: Do disparities in Sleep Really Exist? Presented at the: *SLEEP 2019*; June 11, 2019. San Antonio, TX.
- 24 Jean-Louis G, Grandner M. Importance of recognizing sleep health disparities and implementing innovative interventions to reduce these disparities. *Sleep Med*. 2016;18:1–2.
- 25 Sue DW, Nadal KL, Capodilupo CM, Lin AI, Torino GC, Rivera DP. Racial microaggressions against Black Americans: implications for counseling. *J Couns Dev*. 2008;86(3):330–338.
- 26 Williams DR, Mohammed SA. Discrimination and racial disparities in health: evidence and needed research. *J Behav Med*. 2009;32(1):20–47.
- 27 Lewis TT, Troxel WM, Kravitz HM, Bromberger JT, Matthews KA, Hall MH. Chronic exposure to everyday discrimination and sleep in a multiethnic sample of middle-aged women. *Health Psychol*. 2013;32(7):810–819.
- 28 Spielman AJ, Caruso LS, Glovinsky PB. A behavioral perspective on insomnia treatment. *Psychiatr Clin North Am*. 1987;10(4):541–553.
- 29 Beatty DL, Hall MH, Kamarck TA, et al. Unfair treatment is associated with poor sleep in African American and Caucasian adults: pittsburgh SleepSCORE project. *Health Psychol*. 2011;30(3):351.
- 30 Grandner MA, Hale L, Jackson N, Patel NP, Gooneratne NS, Troxel WM. Perceived racial discrimination as an independent predictor of sleep disturbance and daytime fatigue. *Behav Sleep Med*. 2012;10(4):235–249.
- 31 Steffen PR, Bowden M. Sleep disturbance mediates the relationship between perceived racism and depressive symptoms. *Ethn Dis*. 2006;16:16–21.
- 32 Bethea N, Zhou ES, Schernhammer ES, Castro-Webb N, Cozier YC, Rosenberg L. Perceived racial discrimination and risk of insomnia among middle-aged and elderly Black women. *Sleep*. 2019. Published online.
- 33 Lee S, Chang A.M., Buxton O.M., Jackson C.L. Multiple types of perceived job discrimination and sleep health among working women: findings from the Sister Study. *Am J Epidemiol*. 2020. Published online.
- 34 Fuller-Rowell TE, Curtis DS, El-Sheikh M, Duke AM, Ryff CD, Zgierska AE. Racial Discrimination Mediates Race Differences in Sleep Problems: a Longitudinal Analysis. *Cultur Divers Ethnic Minor Psychol*. 2017;23(2):165–173.
- 35 Watson NF, Goldberg J, Arguelles L, Buchwald D. Genetic and environmental influences on insomnia, daytime sleepiness, and obesity in twins. *Sleep*. 2006;29(5):645–649.
- 36 Jackson CL, Redline S, Emmons KM. Sleep as a potential fundamental contributor to disparities in cardiovascular health. *Annu Rev Public Health*. 2015;36(1):417–440.
- 37 Vgontzas AN, Liao D, Pejovic S, Calhoun S, Karataraki M, Bixler EO. Insomnia with objective short sleep duration is associated with type 2 diabetes: a population-based study. *Diabetes Care*. 2009;32(11):1980–1985.
- 38 Ford D, Kamerow D. Epidemiologic study of sleep disturbances and psychiatric disorders: an opportunity for prevention? *JAMA*. 1989;262(11):1479–1484.
- 39 Riemann D, Voderholzer U. Primary insomnia: a risk factor to develop depression. *J Affect Disord*. 2003;76(1–3):255–259.
- 40 Taylor DJ, Mallory LJ, Lichstein KL, et al. Comorbidity of chronic insomnia with medical problems. *Sleep*. 2007;30(2):213.
- 41 Russell L. Fact sheet: health disparities by race and ethnicity. *Cent Am Prog*. 2010;9. Published online.
- 42 Laposky AD, Van Cauter E, Diez-Roux AV. Reducing Health Disparities: the role of sleep deficiency and sleep disorders. *Sleep Med*. 2016;18:3–6.
- 43 Adenekan B, Pandey A, McKenzie S, Zizi F, Casimir GJ, Jean-Louis G. Sleep in America: role of racial/ethnic differences. *Sleep Med Rev*. 2013;17(4):255–262.
- 44 Piccolo RS, Yang M, Bliwise DL, Yaggi HK, Araujo AB. Racial and socioeconomic disparities in sleep and chronic disease: results of a longitudinal investigation. *Ethn Dis*. 2013;23(4):499–507.
- 45 Zitser J, Anatiürk M, Zsoldos E, et al. Sleep duration over 28 years, cognition, gray matter volume, and white matter microstructure: a prospective cohort study. *Sleep*. 2020. Published online in press.
- 46 American Psychiatric Association. *Diagnostic and Statistical Manual of Mental Disorders (DSM-5®)*. American Psychiatric Pub; 2013.
- 47 Morin CM, Belleville G, Bélanger L, Ivers H. The Insomnia Severity Index: psychometric indicators to detect insomnia cases and evaluate treatment response. *Sleep*. 2011;34(5):601–608.
- 48 Thorndike FP, Ritterband LM, Saylor DK, Magee JC, Gonder-Frederick LA, Morin CM. Validation of the insomnia severity index as a web-based measure. *Behav Sleep Med*. 2011;9(4):216–223.
- 49 The Commonwealth Fund. 2001Health Care Quality Survey.
- 50 UCLA Center for Health Policy Research. California Health Interview Survey.
- 51 Otiniano AD, Gee GC. Self-reported discrimination and health-related quality of life among Whites, Blacks, Mexicans and central Americans. *J Immigr Minor Health*. 2012;14(2):189–197.
- 52 Gee GC, Ponce N. Associations between racial discrimination, limited english proficiency, and health-related quality of life among 6 Asian ethnic groups in California. *Am J Public Health*. 2010;100(5):888–895.
- 53 Shariff-Marco S, Klassen AC, Bowie JV. Racial/ethnic differences in self-reported racism and its association with cancer-related health behaviors. *Am J Public Health*. 2010;100(2):364–374.
- 54 Agunwamba AA, Kawachi I, Williams DR, Rutten LJF, Wilson PM, Viswanath K. Mental health, racial discrimination, and tobacco use differences across rural-urban California. *J Rural Health*. 2017;33(2):180–189.
- 55 US Census Bureau. *Preliminary Estimate of Weighted Average Poverty Thresholds For 2016*. 2016.
- 56 UNESCO Institute for Statistics. *International Standard Classification of Education: ISCED 2011*. Montreal, Quebec: UIS; 2012.
- 57 Fairchild AJ, MacKinnon DP. A general model for testing mediation and moderation effects. *Prev Sci*. 2009;10(2):87–99.
- 58 Tofighi D, MacKinnon DP. RMediation: an R package for mediation analysis confidence intervals. *Behav Res Methods*. 2011;43(3):692–700.
- 59 Hayes AF, Scharkow M. The relative trustworthiness of inferential tests of the indirect effect in statistical mediation analysis: does method really matter? *Psychol Sci*. 2013;24(10):1918–1927.
- 60 MacKinnon DP, Lockwood CM, Williams J. Confidence limits for the indirect effect: distribution of the product and resampling methods. *Multivar Behav Res*. 2004;39(1):99–128.
- 61 MacKinnon DP, Lockwood CM, Hoffman JM, West SG, Sheets V. A comparison of methods to test mediation and other intervening variable effects. *Psychol Methods*. 2002;7(1):83.
- 62 Hayes AF. Beyond Baron and Kenny: statistical mediation analysis in the new millennium. *Commun Monogr*. 2009;76(4):408–420.
- 63 MacKinnon DP, Krull JL, Lockwood CM. Equivalence of the mediation, confounding and suppression effect. *Prev Sci*. 2000;1(4):173–181.
- 64 Shrout PE, Bolger N. Mediation in experimental and nonexperimental studies: new procedures and recommendations. *Psychol Methods*. 2002;7(4):422.
- 65 Zhao X, Lynch Jr JG, Chen Q. Reconsidering Baron and Kenny: myths and truths about mediation analysis. *J Consum Res*. 2010;37(2):197–206.
- 66 Slopen N, Lewis TT, Williams DR. Discrimination and sleep: a systematic review. *Sleep Med*. 2016;18:88–95.
- 67 Taylor DJ, Lichstein KL, Durrence HH. Insomnia as a Health Risk Factor. *Behav Sleep Med*. 2003;1(4):227–247.
- 68 Daley M, Morin CM, LeBlanc M, Grégoire JP, Savard J, Baillargeon L. Insomnia and its relationship to health-care utilization, work absenteeism, productivity and accidents. *Sleep Med*. 2009;10(4):427–438.
- 69 Virtanen M, Kivimäki M, Vahtera J, et al. Sickness absence as a risk factor for job termination, unemployment, and disability pension among temporary and permanent employees. *Occup Environ Med*. 2006;63(3):212–217.
- 70 Cheng P, Kalmbach D, Tallent G, Joseph C, Espie CA, Drake C. Depression prevention via digital CBT for insomnia: a randomized controlled trial. *Sleep*. 2019;42(10):zsz150.
- 71 Qaseem A, Kansagara D, Forciea MA, Cooke M, Denberg TD. Management of chronic insomnia disorder in adults: a clinical practice guideline from the American College of Physicians. *Ann Intern Med*. 2016;165(2):125–133.
- 72 Riemann D, Baglioni C, Bassetti C, et al. European guideline for the diagnosis and treatment of insomnia. *J Sleep Res*. 2017;26(6):675–700.
- 73 Sue S, McKinney H, Allen D, Hall J. Delivery of community mental health services to black and white clients. *J Consult Clin Psychol*. 1974;42(6):794.
- 74 Yamamoto J, James QC, Bloombaum M, Hattem J. Racial factors in patient selection. *Am J Psychiatry*. 1967;124(5):630–636.
- 75 Johnson DA, Lisabeth L, Lewis TT, et al. The Contribution of Psychosocial Stressors to Sleep among African Americans in the Jackson Heart Study. *Sleep*. 2016;39(7):1411–1419.
- 76 Levitt J. Amicus Brief of Civil Rights Organizations (NAACP LDF, Et al.) in Whitford v. Gill. Social Science Research Network; 2017.
- 77 Hernandez J. Redlining Revisited: mortgage Lending Patterns in Sacramento 1930–2004. *Int J Urban Reg Res*. 2009;33(2):291–313.
- 78 Agan A, Starr S. Ban the box, criminal records, and racial discrimination: a field experiment. *QJ Econ*. 2018;133(1):191–235.
- 79 Pager D. The mark of a criminal record. *Am J Sociol*. 2003;108(5):937–975.
- 80 Chan F. Cosmopolitan pleasures and affects; or why are we still talking about yellowface in twenty-first-century cinema? *Aesthetic Cosmop Glob Cult*. 2019:246–268. Published online November 4.
- 81 Chung RY-N, Li MM. Anti-Chinese sentiment during the 2019-nCoV outbreak. *The Lancet*. 2020;395(10225):686–687.
- 82 Kraus MW, Brown X, Swoboda H. Dog whistle mascots: native American mascots as normative expressions of prejudice. *J Exp Soc Psychol*. 2019;84:103810.
- 83 Durant RW, Davis RB, DMMSt George, Williams IC, Blumenthal C, Corbie-Smith GM. Participation in Research Studies: factors Associated with Failing to Meet Minority Recruitment Goals. *Ann Epidemiol*. 2007;17(8):634–642.
- 84 Dean KE, Long AC, Matthews RA, Buckner JD. Willingness to seek treatment among Black students with anxiety or depression: the synergistic effect of sociocultural factors with symptom severity and intolerance of uncertainty. *Behav Ther*. 2018;49(5):691–701.
- 85 Ghali JK, Cooper RS, Kowatly I, Liao Y. Delay between onset of chest pain and arrival to the coronary care unit among minority and disadvantaged patients. *J Natl Med Assoc*. 1993;85(3):180–184.
- 86 Chen P-Y, Yang C-M, Morin CM. Validating the cross-cultural factor structure and invariance property of the Insomnia Severity Index: evidence based on ordinal EFA and CFA. *Sleep Med*. 2015;16(5):598–603.
- 87 Otte JL, Bakoyannis G, Rand KL, et al. Confirmatory factor analysis of the Insomnia Severity Index (ISI) and invariance across race: a pooled analysis of MsFLASH data. *Menopause*. 2019;26(8):850–855.