

## Organocatalysis

International Edition: DOI: 10.1002/anie.201706402  
German Edition: DOI: 10.1002/ange.201706402Aryloxide-Facilitated Catalyst Turnover in Enantioselective  $\alpha,\beta$ -Unsaturated Acyl Ammonium Catalysis

Anastassia Matviitsuk, Mark D. Greenhalgh, Diego-Javier Barrios Antúnez, Alexandra M. Z. Slawin, and Andrew D. Smith\*

**Abstract:** A new general concept for  $\alpha,\beta$ -unsaturated acyl ammonium catalysis is reported that uses *p*-nitrophenoxide release from an  $\alpha,\beta$ -unsaturated *p*-nitrophenyl ester substrate to facilitate catalyst turnover. This method was used for the enantioselective isothioureacatalyzed Michael addition of nitroalkanes to  $\alpha,\beta$ -unsaturated *p*-nitrophenyl esters in generally good yield and with excellent enantioselectivity (27 examples, up to 79% yield, 99:1 *er*). Mechanistic studies identified rapid and reversible catalyst acylation by the  $\alpha,\beta$ -unsaturated *p*-nitrophenyl ester, and a recently reported variable-time normalization kinetic analysis method was used to delineate the complex reaction kinetics.

Lewis base organocatalysis is a widely studied field due to the diverse range of molecular frameworks that can be produced with high levels of regio-, chemo- and stereocontrol.<sup>[1]</sup> At the carboxylic acid oxidation level a variety of ammonium intermediates with differing reactivity can be accessed from readily available substrates using tertiary amine Lewis bases (Scheme 1a). Acyl ammonium and ammonium enolate intermediates have been extensively studied and applied in enantioselective acyl transfer processes and formal cycloadditions, respectively.<sup>[2,3]</sup> A less studied but equally powerful reactivity mode is that of  $\alpha,\beta$ -unsaturated acyl ammonium intermediates.<sup>[4]</sup> These species contain electrophilic centres at the C1 and C3 positions, and a latent nucleophilic centre at C2, providing new opportunities for reaction design to target previously inaccessible product architectures.<sup>[5]</sup>

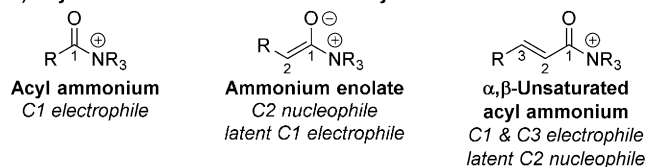
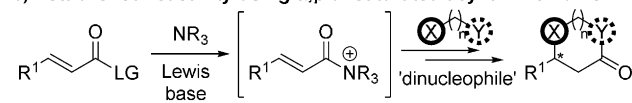
Seminal work by Fu first demonstrated the feasibility of this concept in a formal [3+2] cycloaddition using  $\alpha,\beta$ -unsaturated acyl fluorides as the  $\alpha,\beta$ -unsaturated acyl ammonium precursor (Scheme 1b).<sup>[6]</sup> Recent studies from ourselves, Romo, and Matsubara, has built on this precedent to achieve highly enantioselective Michael addition-annulation, formal cycloaddition and complex cascade methodologies.<sup>[7]</sup>

[\*] A. Matviitsuk, Dr. M. D. Greenhalgh, D.-J. B. Antúnez, Prof. A. M. Z. Slawin, Prof. A. D. Smith  
EaStCHEM, School of Chemistry, University of St Andrews  
North Haugh, St Andrews, Fife, KY16 9ST (UK)  
E-mail: ads10@st-andrews.ac.uk  
Homepage: <http://ch-www.st-andrews.ac.uk/staff/ads/group/>

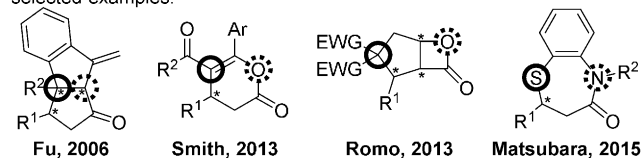
† The ORCID identification number(s) for the author(s) of this article can be found under <https://doi.org/10.1002/anie.201706402>.

© 2017 The Authors. Published by Wiley-VCH Verlag GmbH & Co. KGaA. This is an open access article under the terms of the Creative Commons Attribution License, which permits use, distribution and reproduction in any medium, provided the original work is properly cited.

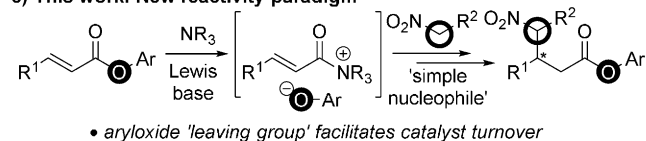
## a) Key intermediates in ammonium catalysis

b) Established reactivity using  $\alpha,\beta$ -unsaturated acyl ammoniums

• 'dinucleophile' required for conjugate addition and catalyst turnover  
selected examples:



## c) This work: New reactivity paradigm



**Scheme 1.** Nomenclature, reactivity and applications of ammonium intermediates in catalysis.

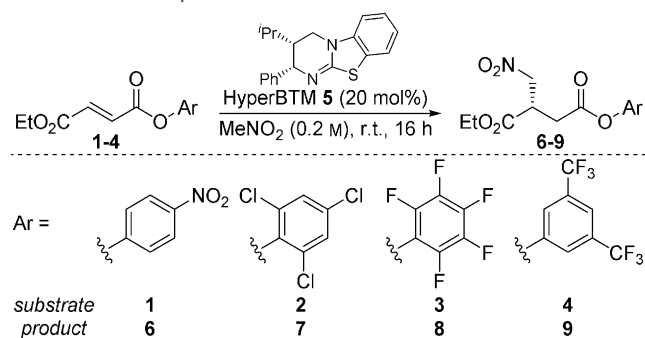
These examples used  $\alpha,\beta$ -unsaturated acid anhydrides or halides as the  $\alpha,\beta$ -unsaturated acyl ammonium precursors. In addition, these methodologies require the reactive partner to contain two distinct nucleophilic functionalities to 1) undergo conjugate addition to the  $\alpha,\beta$ -unsaturated acyl ammonium intermediate, and 2) enable turnover of the Lewis base catalyst (Scheme 1b). This requirement inherently limits  $\alpha,\beta$ -unsaturated acyl ammonium catalysis and must be overcome to allow more diverse processes. In addition only preliminary experimental mechanistic work has been undertaken, with no kinetic analysis reported to date.<sup>[8]</sup>

Here we report the development of a new general concept for  $\alpha,\beta$ -unsaturated acyl ammonium catalysis. Catalyst turnover is not facilitated by the nucleophilic reaction partner, but by an aryloxide counterion released in situ during the reaction by using an  $\alpha,\beta$ -unsaturated aryl ester as the  $\alpha,\beta$ -unsaturated acyl ammonium precursor (Scheme 1c).<sup>[9-11]</sup> This allows the use of simple nucleophiles as reaction partners, providing enhanced potential for further advancement of the field. Mechanistic work including kinetic analysis, catalyst labeling and crossover studies are also reported to deliver a fundamental understanding of this process.

As initial proof of concept, the Michael addition of nitroalkanes to  $\alpha,\beta$ -unsaturated aryl esters using a Lewis basic isothioureia catalyst was investigated.<sup>[12]</sup> Although the organocatalytic enantioselective Michael addition of nitroalkanes to enones or enals is well precedented,<sup>[13]</sup> Lewis base catalysis of this process has not been demonstrated at the carboxylic acid oxidation level.

Initial investigations focused on the reaction of a range of  $\alpha,\beta$ -unsaturated aryl esters **1–4**, bearing different aryl groups, with excess nitromethane using HyperBTM **5** as catalyst (Table 1, entries 1–4). The Michael addition products **6–9**

**Table 1:** Reaction optimization.



Entry	Subst.	Solvent	Additive (equiv)	Yield [%] <sup>[a]</sup>	er <sup>[b]</sup>
1	<b>1</b>	neat	–	81 (55)	96:4
2	<b>2</b>	neat	–	54 (41)	94:6
3	<b>3</b>	neat	–	48 (33)	95:5
4	<b>4</b>	neat	–	78 (45)	93:7
5	<b>1</b>	MeNO <sub>2</sub> :THF (1:1)	–	50	ND <sup>[c]</sup>
6	<b>1</b>	MeNO <sub>2</sub> :MeCN (1:1)	–	43	ND <sup>[c]</sup>
7	<b>1</b>	neat	2,6-lutidine (0.2)	63	ND <sup>[c]</sup>
8 <sup>[d]</sup>	<b>1</b>	neat	–	0	–

[a] Determined by <sup>1</sup>H NMR spectroscopic analysis using 1,4-dinitrobenzene as internal standard (isolated yields given in parentheses).

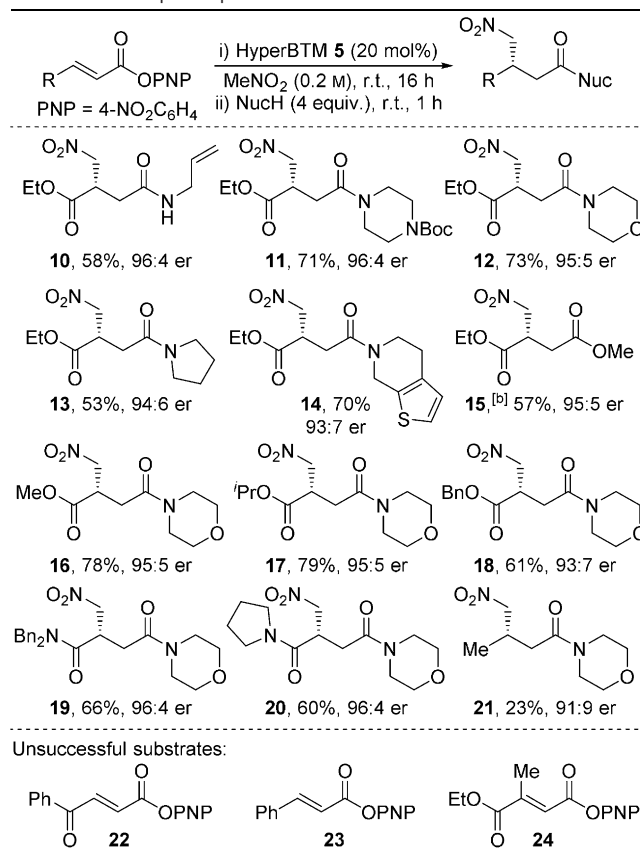
[b] Determined by chiral HPLC analysis. [c] ND = not determined.

[d] Reaction performed at 70 °C.

were formed in each case in moderate to excellent yield (48–81 %) but with uniformly high enantioselectivity (up to 96:4 er) and with complete regioselectivity.<sup>[14]</sup> The highest yields were obtained using *p*-nitrophenyl (PNP) and 3,5-bis(trifluoromethyl)phenyl esters **1** and **4**, with PNP ester **1** chosen for further studies due to the higher enantioselectivity obtained. Mixed solvent systems proved ineffective, with lower yields obtained in the presence of both THF and MeCN (entries 5 and 6). The addition of a base (2,6-lutidine) did not prove beneficial (entry 7),<sup>[15]</sup> whilst heating the reaction at 70 °C resulted in complete decomposition (entry 8). Alternative isothioureia catalysts did not provide improved results, and lower catalyst loadings resulted in incomplete conversion, which complicated product isolation.<sup>[16]</sup>

The scope and limitations of the method was then investigated. Given the moderate isolated yields of PNP ester products, the addition of a suitable nucleophile at the end of the reaction was used to give a range of readily isolable

**Table 2:** Reaction scope: Variation of  $\alpha,\beta$ -unsaturated *p*-nitrophenyl ester and nucleophilic quench.<sup>[a]</sup>

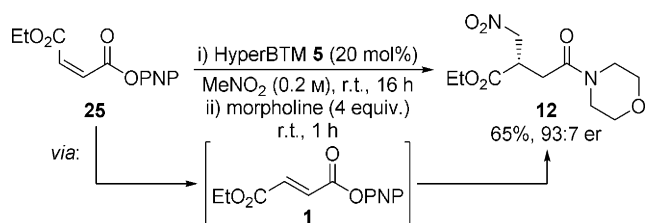


[a] Isolated yields given; er determined by chiral HPLC analysis.

[b] Excess MeOH and DMAP (20 mol %) used in step ii).

functionalized products (Table 2). The use of primary and secondary amines gave secondary and tertiary amides **10–14** in good yield, whilst addition of methanol gave methyl ester **15**. All amide and ester products were obtained with high enantioselectivity indicating no significant loss in enantiopurity during the derivatization process. The scope of  $\beta$ -substituted  $\alpha,\beta$ -unsaturated aryl esters amenable to the process was then investigated. Methyl-, isopropyl- and benzyl esters gave the addition products **16–18** in good yield and with excellent enantioselectivity. The incorporation of amides at the  $\beta$ -position was also well tolerated, giving unsymmetrical succinamide derivatives **19** and **20** in equally high yield and levels of enantiocontrol. The absolute configuration of **19** was confirmed by single crystal X-ray analysis, with all other examples assigned by analogy.<sup>[17]</sup> Limitations of this methodology include incompatibility of substrates such as  $\gamma$ -keto ester derivative **22**, which gave a complex mixture of products, and cinnamic acid derivative **23**, which was completely unreactive. A derivative bearing  $\beta$ -alkyl substitution however gave product **21** with excellent enantiocontrol, albeit in low yield. The synthesis of a quaternary stereogenic carbon centre was also attempted, however application of  $\beta,\beta$ -disubstituted derivative **24** failed to give the desired Michael addition product.

The effect of olefin configuration was investigated using maleate PNP ester derivative **25** (Scheme 2). Interestingly,



**Scheme 2.** Michael addition using maleate derivative **25**.

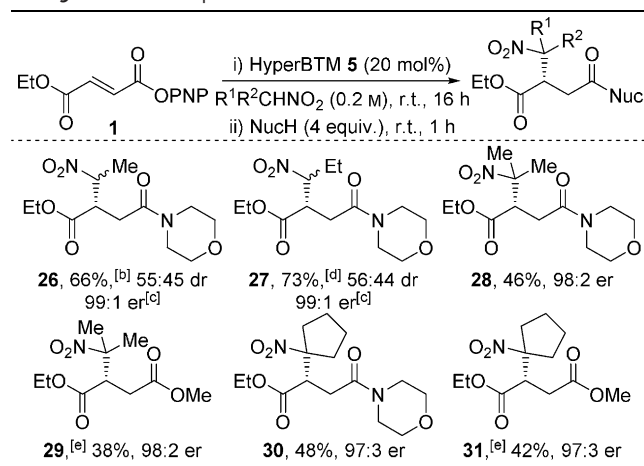
the Michael addition product **12** was obtained in the same enantiomeric form (93:7 er) as when using the isomeric fumarate PNP ester **1** (95:5 er). Monitoring reaction progress by  $^1\text{H}$  NMR spectroscopy revealed rapid isomerization of maleate **25** to fumarate PNP ester **1** on a faster timescale than formation of product, with control reactions in  $[\text{D}_6]$ DMSO indicating reversible aryloxy conjugate addition as a possible mechanism for this isomerization process.<sup>[16,18]</sup>

Attention was next turned to the use of alternative nitroalkanes and subsequent derivatization of the products. Nitroethane and nitropropane were suitable nucleophiles giving addition products **26** and **27** in good yield. Although only minimal diastereocontrol was observed, both diastereoisomers were obtained with excellent enantioselectivity (99:1 er, Table 3). Pleasingly, the use of 2-nitropropane and nitrocyclopentane was also successful, giving amide and ester products **28–31** in moderate yield but with excellent enantiocontrol.

Reduction of  $\gamma$ -nitro methyl esters **15**, **29** and **31** and subsequent cyclization was achieved with no loss in enantiopurity to give pyrrolidinone derivatives **32–34** in excellent yield and highly enantioenriched form (Table 4).<sup>[19]</sup> The biological importance of pyrrolidinones, and  $\gamma$ -aminobutyric acid (GABA) derivatives in general, is well precedented.<sup>[20]</sup>

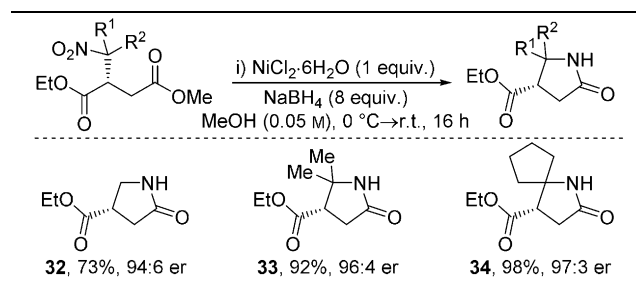
To provide greater insight into this methodology, the reaction mechanism and kinetics were investigated to identify reaction intermediates and determine the reaction order with respect to each component. Quantitative reaction monitoring was achieved by in situ  $^{19}\text{F}\{^1\text{H}\}$  NMR spectroscopy using  $^{19}\text{F}$ -labeled PNP ester **35** and (2*R*,3*S*)-8*F*-HyperBTM **36** in  $\text{MeNO}_2$  using PhF as internal standard and a  $\text{C}_6\text{D}_6$ -filled

**Table 3:** Reaction scope: Nitroalkane variation.<sup>[a]</sup>

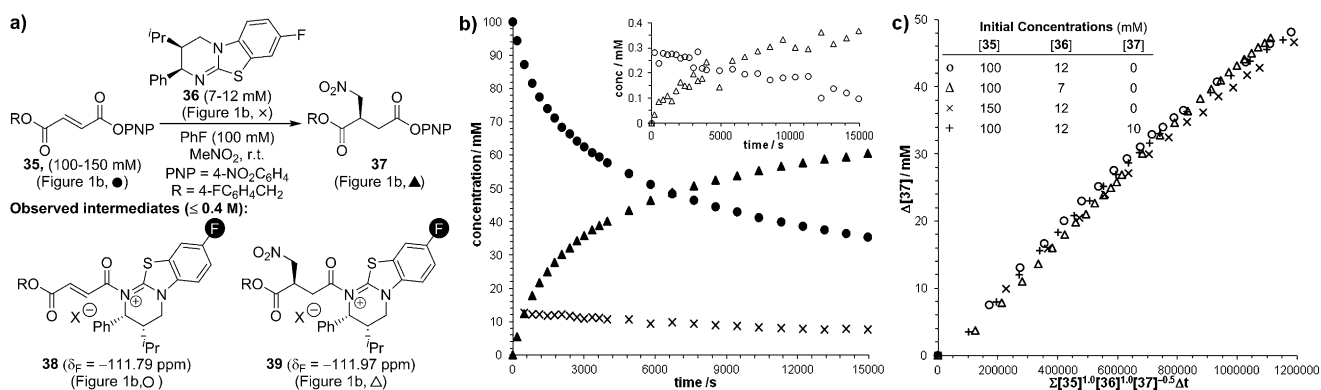


[a] Isolated yields given; dr of crude product determined by  $^1\text{H}$  NMR spectroscopic analysis (relative configurations not confirmed); er determined by chiral HPLC analysis. [b] Isolated as a mixture of diastereoisomers. [c] er of both diastereoisomers. [d] Diastereoisomers separated by column chromatography [41% (major); 32% (minor)]. [e] Excess MeOH and DMAP (20 mol%) used in step ii).

**Table 4:** Product derivatization: Synthesis of enantioenriched pyrrolidinones.<sup>[a]</sup>



capillary reference (Figure 1 a,b). Attempts to interrogate the kinetic data revealed a substantial reduction in reaction rate over the course of the reaction, suggesting deactivation of the catalyst. During the reaction, the  $^{19}\text{F}$  chemical shift ( $\delta_{\text{F}}$ ) of

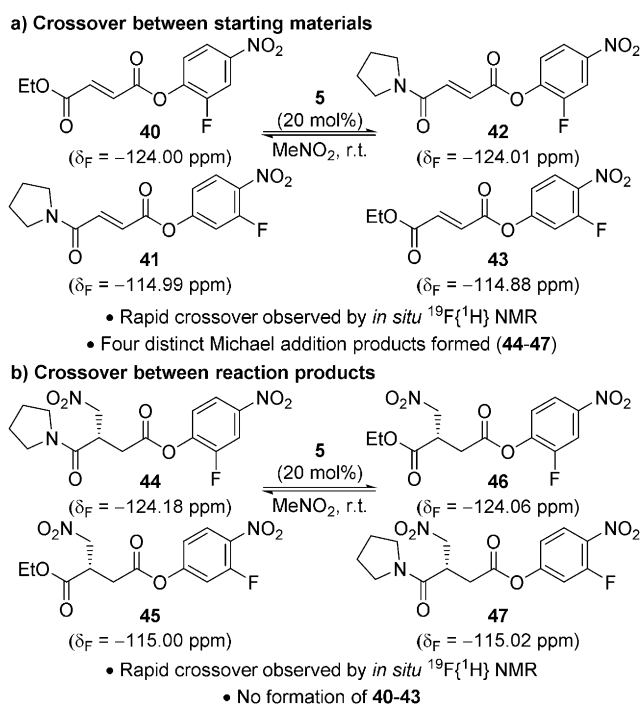


**Figure 1.** Temporal concentration data and variable time normalization kinetic analysis (VTNKA) for Michael addition of nitromethane to **35** using (2*R*,3*S*)-8*F*-HyperBTM **36**. a) Reaction Scheme. b) Typical reaction profile: initial conditions: **35** (100 mM), **36** (12 mmol) in  $\text{MeNO}_2$  (0.6 mL), PhF (100 mM),  $\text{C}_6\text{D}_6$  capillary reference, RT; Key: ● = **35**; × = freebase **36** (calculated); ▲ = **37**; inset: ○ = **38**; △ = **39**. c) VTNKA: x-axis normalization for [**35**], [**36**] and [**37**].

(2*R*,3*S*)-8*F*-HyperBTM **36** underwent a significant downfield drift ( $\delta_{\text{F}} = -122.68 \rightarrow \approx -119.6$  ppm), indicative of an equilibrating mixture of protonated and freebase isothioureia. Using an independently synthesized sample of **36**·HCl as a reference ( $\delta_{\text{F}} = -116.72$  ppm), the proportion of freebase isothioureia **36** in the reaction was calculated as a function of its chemical shift (Figure 1 b,  $\times$ ).<sup>[16,21]</sup> Low concentrations ( $\leq 0.4$  mM) of proposed acyl isothiouronium species **38** (○) and **39** (Δ) were also identified by the downfield chemical shift of the isothiouronium fluorine label ( $\delta_{\text{F}} = -111.79$  and  $-111.97$  ppm) (Figure 1 a and b, inset).<sup>[10d]</sup> Addition of an isolated  $\alpha,\beta$ -unsaturated acyl isothiouronium **38** (where X = Cl,  $\delta_{\text{F}} = -111.81$  ppm)<sup>[22]</sup> to a reaction in progress resulted in significant enhancement of both signals, providing support for this assignment. In addition, mixing (2*R*,3*S*)-8*F*-HyperBTM **36** and Michael addition product **37** gave a minor species with  $\delta_{\text{F}} = -111.97$  ppm, consistent with nucleophilic addition of **36** to **37** to give the post-Michael addition acyl isothiouronium **39**.<sup>[16]</sup> These studies are consistent with speciation of the isothioureia catalyst between at least four forms, with the dominant, resting state, the freebase isothioureia **36**.

Having established a method for quantifying the temporal concentration of reaction components, determination of the reaction order with respect to each component was sought. The complex catalyst speciation, in addition to slow hydrolysis of starting material over the reaction course, indicated that kinetic analysis may be challenging. However, as the temporal concentrations of each component were easily measured, the innovative variable time normalization graphical analysis method reported recently by Burés was applied.<sup>[23]</sup> Kinetic analysis was performed for three reactions with different starting concentrations of  $\alpha,\beta$ -unsaturated ester **35** and (2*R*,3*S*)-8*F*-HyperBTM **36** (Figure 1 a), with the concentration of MeNO<sub>2</sub> assumed to remain constant (pseudo-zero order in MeNO<sub>2</sub>). A plot of concentration of product **37** against a normalized time axis of  $\Sigma[35]^{\alpha}[36]^{\beta}\Delta t$  (where  $\alpha$  and  $\beta$  represent the respective reaction orders of each component) allowed graphical interrogation of the kinetic profiles. Systematically varying  $\alpha$  and  $\beta$  provided optimal overlay for  $\alpha = 1.0$  and  $\beta = 1.0$ , indicating the reaction is first order in both ester substrate and catalyst.<sup>[16]</sup> Despite good overlay, the curvature of the plot suggested an additional reaction variable had been omitted from the analysis. Further studies showed that addition of product **37** (10 mM) at the start of the reaction resulted in rate retardation, consistent with product inhibition.<sup>[16]</sup> Incorporation of  $[37]^{\gamma}$  into the normalized time axis ( $\Sigma[35]^{\alpha}[36]^{\beta}[37]^{\gamma}\Delta t$ ) resulted in good overlay and linearity at an arbitrary value of  $\gamma = -0.5$  (Figure 1 c).

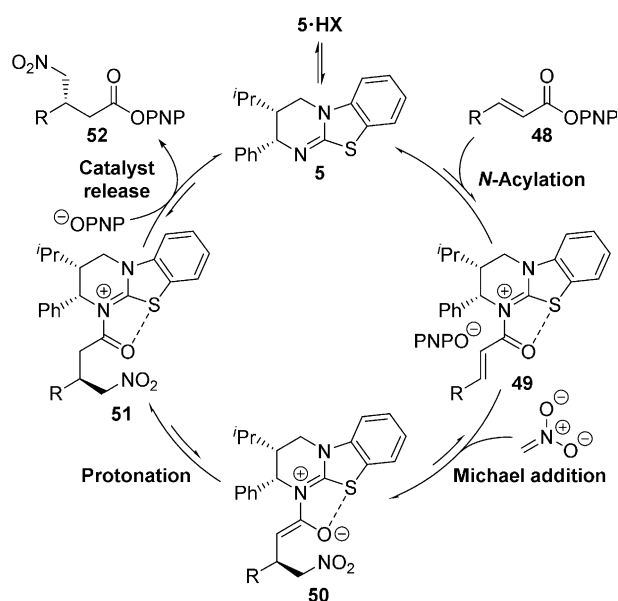
A series of crossover reactions was used to investigate the reversibility of the primary catalytic steps (Scheme 3). Treatment of  $\alpha,\beta$ -unsaturated esters **40** and **41** bearing two distinct PNP ester groups (2-fluoro and 3-fluoro) and two distinct  $\beta$ -substituents (amide and ester) under catalytic conditions was monitored by *in situ* <sup>19</sup>F{<sup>1</sup>H} NMR spectroscopy (Scheme 3 a). Rapid equilibration gave a mixture of all four possible  $\alpha,\beta$ -unsaturated esters **40–43** within 5 minutes, with subsequent formation of the four corresponding Michael addition products **44–47**.<sup>[24]</sup> A second crossover experiment between two



**Scheme 3.** Crossover experiments monitored by *in situ* <sup>19</sup>F{<sup>1</sup>H} NMR spectroscopy.

Michael addition products, **44** and **45**, bearing distinct PNP ester groups and  $\beta$ -substituents, also resulted in rapid exchange (Scheme 3 b). These experiments show that the isothioureia undergoes rapid and reversible acylation by both the  $\alpha,\beta$ -unsaturated PNP ester and the reaction product. Competitive acylation of the catalyst **5** by the product and starting material is consistent with the observed product inhibition and partial negative order in product.

Based on these studies the following catalytic cycle is proposed (Scheme 4). The process begins with rapid and



**Scheme 4.** Proposed mechanism.

reversible catalyst acylation by the  $\alpha,\beta$ -unsaturated PNP ester **48** to give  $\alpha,\beta$ -unsaturated acyl isothiuronium **49**, with the position of equilibrium favoring the free catalyst **5** and  $\alpha,\beta$ -unsaturated PNP ester **48**. Michael addition of nitronate to  $\alpha,\beta$ -unsaturated acyl isothiuronium **49**, followed by protonation, gives acyl isothiuronium **51**.<sup>[25]</sup> It is conceivable that the *p*-nitrophenoxide counterion released upon acylation may facilitate deprotonation of nitromethane,<sup>[26]</sup> with subsequent protonation of the isothiuronium enolate **50** facilitated by either nitromethane or *p*-nitrophenol. Finally, catalyst turnover by *p*-nitrophenoxide gives the Michael addition product **52** and regenerates isothiurea **5**. Based on kinetic studies and the rapid crossover between <sup>19</sup>F-labeled  $\alpha,\beta$ -unsaturated PNP esters **40** and **41** relative to the overall rate of reaction, it is likely that Michael addition of nitronate to  $\alpha,\beta$ -unsaturated acyl isothiuronium **49** is the turnover rate-limiting step. Based on previous experimental and computational studies it is believed the  $\alpha,\beta$ -unsaturated acyl isothiuronium **49** adopts an *s-cis* conformation, with a *syn*-coplanar non-covalent 1.5-S $\cdots$ O interaction between the acyl O and catalyst S providing a conformational lock.<sup>[7b,d,8,10d,27]</sup> The stereochemical outcome of the process can therefore be rationalized by Michael addition of nitronate to the  $\alpha,\beta$ -unsaturated acyl isothiuronium **49** *anti*- to the stereodirecting phenyl substituent of the isothiurea catalyst.

In conclusion, a new general concept for  $\alpha,\beta$ -unsaturated acyl ammonium catalysis has been developed which exploits *p*-nitrophenoxide release from an  $\alpha,\beta$ -unsaturated *p*-nitrophenyl ester substrate to facilitate catalyst turnover. This method allows the use of simple nucleophilic reaction partners for the first time. The concept was demonstrated in an enantioselective Michael addition of nitroalkanes to  $\alpha,\beta$ -unsaturated *p*-nitrophenyl esters in generally good yield and with excellent enantioselectivity (27 examples, up to 79% yield, 99:1 er). Mechanistic studies identified rapid and reversible catalyst acylation by the  $\alpha,\beta$ -unsaturated *p*-nitrophenyl ester to give a key  $\alpha,\beta$ -unsaturated acyl isothiuronium intermediate. Product inhibition and catalyst deactivation by protonation were identified under the reaction conditions, and application of a recently-reported variable time normalization graphical analysis method was required to allow the complex reaction kinetics to be probed. It is hoped that the report of this new reaction paradigm in  $\alpha,\beta$ -unsaturated acyl ammonium catalysis will enable and encourage further advancement of this burgeoning field.<sup>[28]</sup>

## Acknowledgements

We thank the European Research Council under the European Union's Seventh Framework Programme (FP7/2007–2013) ERC grant agreement no. 279850 (A.D.S.) and the EPSRC (EP/J018139/1, A.M.) for funding. A.D.S. thanks the Royal Society for a Wolfson Research Merit Award. We also thank the EPSRC UK National Mass Spectrometry Facility at Swansea University. We thank Daniel Stark for help with preliminary experiments.

## Conflict of interest

The authors declare no conflict of interest.

**Keywords:** aryloxides · isothiurea · kinetic analysis · Lewis base catalysis ·  $\alpha,\beta$ -unsaturated ammonium compounds

**How to cite:** *Angew. Chem. Int. Ed.* **2017**, *56*, 12282–12287  
*Angew. Chem.* **2017**, *129*, 12450–12455

- [1] S. E. Denmark, G. L. Beutner, *Angew. Chem. Int. Ed.* **2008**, *47*, 1560–1638; *Angew. Chem.* **2008**, *120*, 1584–1663.
- [2] C. E. Müller, P. R. Schreiner, *Angew. Chem. Int. Ed.* **2011**, *50*, 6012–6042; *Angew. Chem.* **2011**, *123*, 6136–6167.
- [3] a) M. J. Gaunt, C. C. C. Johansson, *Chem. Rev.* **2007**, *107*, 5596–5605; b) L. C. Morrill, A. D. Smith, *Chem. Soc. Rev.* **2014**, *43*, 6214–6226.
- [4] For a review see: S. Vellalath, D. Romo, *Angew. Chem. Int. Ed.* **2016**, *55*, 13934–13943; *Angew. Chem.* **2016**, *128*, 14138–14148.
- [5] For a recent review on the related area of  $\alpha,\beta$ -unsaturated acyl azolium catalysis see: C. Zhang, J. F. Hooper, D. W. Lupton, *ACS Catal.* **2017**, *7*, 2583–2596.
- [6] E. Bappert, P. Müller, G. C. Fu, *Chem. Commun.* **2006**, 2604–2606.
- [7] For a review see Ref. [4]. For selected examples see: a) S. Pandiancherri, S. J. Ryan, D. W. Lupton, *Org. Biomol. Chem.* **2012**, *10*, 7903–7911; b) E. R. T. Robinson, C. Fallan, C. Simal, A. M. Z. Slawin, A. D. Smith, *Chem. Sci.* **2013**, *4*, 2193–2200; c) G. Liu, M. E. Shirley, K. N. Van, R. L. McFarlin, D. Romo, *Nat. Chem.* **2013**, *5*, 1049–1057; d) M. E. Abbasov, B. M. Hudson, D. J. Tantillo, D. Romo, *J. Am. Chem. Soc.* **2014**, *136*, 4492–4495; e) Y. Fukata, K. Asano, S. Matsubara, *J. Am. Chem. Soc.* **2015**, *137*, 5320–5323; f) A. Matviitsuk, J. E. Taylor, D. B. Cordes, A. M. Z. Slawin, A. D. Smith, *Chem. Eur. J.* **2016**, *22*, 17748–17757.
- [8] For studies which have included computational mechanistic work see: Ref. [7d] and; a) E. R. T. Robinson, D. M. Walden, C. Fallan, M. D. Greenhalgh, P. H.-Y. Cheong, A. D. Smith, *Chem. Sci.* **2016**, *7*, 6919–6927; b) M. E. Abbasov, B. M. Hudson, D. J. Tantillo, D. Romo, *Chem. Sci.* **2017**, *8*, 1511–1524.
- [9] For a review on aryloxide-assisted catalyst turnover in Lewis base catalysis see: W. C. Hartley, T. J. C. O'Riordan, A. D. Smith, *Synthesis* **2017**, 3303–3310.
- [10] For examples of aryloxide-assisted catalyst turnover in ammonium enolate catalysis see: a) T. H. West, D. S. B. Daniels, A. M. Z. Slawin, A. D. Smith, *J. Am. Chem. Soc.* **2014**, *136*, 4476–4479; b) K. J. Schwarz, J. L. Amos, J. C. Klein, D. T. Do, T. N. Snaddon, *J. Am. Chem. Soc.* **2016**, *138*, 5214–5217; c) X. Jiang, J. J. Beiger, J. F. Hartwig, *J. Am. Chem. Soc.* **2017**, *139*, 87–90; d) T. H. West, D. M. Walden, J. E. Taylor, A. C. Brueckner, R. C. Johnston, P. H.-Y. Cheong, G. C. Lloyd-Jones, A. D. Smith, *J. Am. Chem. Soc.* **2017**, *139*, 4366–4375.
- [11] For examples of using aryl esters as azolium enolate and  $\alpha,\beta$ -unsaturated acyl azolium precursors see: a) L. Hao, Y. Du, H. Lv, X. Chen, H. Jiang, Y. Shao, Y. R. Chi, *Org. Lett.* **2012**, *14*, 2154–2157; b) J. Cheng, Z. Huang, Y. R. Chi, *Angew. Chem. Int. Ed.* **2013**, *52*, 8592–8596; *Angew. Chem.* **2013**, *125*, 8754–8758; c) Z. Fu, X. Wu, Y. R. Chi, *Org. Chem. Front.* **2016**, *3*, 145–149.
- [12] For a recent review of isothiurea catalysis see: J. Merad, J.-M. Pons, O. Chuzel, C. Bressy, *Eur. J. Org. Chem.* **2016**, 5589–5610.
- [13] a) L. S. Aitken, N. R. Arezki, A. Dell'Isola, A. J. A. Cobb, *Synthesis* **2013**, 2627–2648; b) R. Ballini, G. Bosica, D. Fiorini, A. Palmieri, M. Petri, *Chem. Rev.* **2005**, *105*, 933–971.
- [14] Yields determined by <sup>1</sup>H NMR spectroscopy using an internal standard. Isolated yields were 13–33% lower, which was

- attributed to hydrolysis of the PNP ester upon purification by flash silica column chromatography.
- [15] Romo has reported a beneficial effect of using 2,6-lutidine in Diels–Alder/lactonization organocascades, see Refs [7d,8b].
- [16] See the Supporting Information for full details.
- [17] CCDC 1554262 (**19**) contains the supplementary crystallographic data for this paper. These data can be obtained free of charge from The Cambridge Crystallographic Data Centre.
- [18] For thiophenolate-catalyzed isomerization of maleate esters to fumarate esters see: a) H. Yamashita, T. Mukaiyama, *Chem. Lett.* **1985**, *14*, 363–366; b) R. Kowalczyk, P. J. Boratynski, *Adv. Synth. Catal.* **2016**, *358*, 1289–1295.
- [19] CCDC 1554261 (**34**) contains the supplementary crystallographic data for this paper. These data can be obtained free of charge from The Cambridge Crystallographic Data Centre.
- [20] a) S. Shorvon, *Lancet* **2001**, *358*, 1885–1892; b) M. Ordóñez, C. Cativiela, *Tetrahedron: Asymmetry* **2007**, *18*, 3–99.
- [21] T. Rodima, V. Maemets, I. Koppel, *J. Chem. Soc. Perkin Trans. I* **2000**, 2637–2644.
- [22]  $\alpha,\beta$ -Unsaturated acyl isothiuronium chloride **38** (where X = Cl) was unreactive in MeNO<sub>2</sub>, however upon addition of tetrabutylammonium *p*-nitrophenoxide (1 equiv), product **37** and starting material **35** were formed rapidly (< 120 s), with subsequent full conversion to product **37** over time ( $\approx$  600 s). See the Supporting Information for full details.
- [23] a) J. Burés, *Angew. Chem. Int. Ed.* **2016**, *55*, 16084–16087; *Angew. Chem.* **2016**, *128*, 16318–16321; b) J. Burés, *Angew. Chem. Int. Ed.* **2016**, *55*, 2028–2031; *Angew. Chem.* **2016**, *128*, 2068–2071.
- [24] Michael addition products **44–47** were independently synthesised to allow identification.
- [25] In the crossover experiment between reaction products (Scheme 3b), the formation of  $\alpha,\beta$ -unsaturated esters **40–43** was not observed. In addition, whilst reaction of (2*R*,3*S*)-8F-HyperBTM **36** with Michael addition product **37** gave post-Michael addition acyl isothiuronium **39**, the formation of  $\alpha,\beta$ -unsaturated acyl isothiuronium **38** or PNP ester **35** was not observed. Both of these experiments suggest that one or both steps in the catalytic cycle between **49** and **51** may be essentially irreversible under the reaction conditions (Scheme 4).
- [26] For examples in which deprotonation has been postulated to be facilitated by a basic counter-anion of an acyl ammonium intermediate see: a) S. Xu, I. Held, B. Kempf, H. Mayr, W. Steglich, H. Zipse, *Chem. Eur. J.* **2005**, *11*, 4751–4757; b) K. Nakata, K. Gotoh, K. Ono, K. Futami, I. Shiina, *Org. Lett.* **2013**, *15*, 1170–1173; c) L. C. Morrill, J. Douglas, T. Lebl, A. M. Z. Slawin, D. J. Fox, A. D. Smith, *Chem. Sci.* **2013**, *4*, 4146–4155.
- [27] Non-covalent S $\cdots$ O interactions have recognized importance in medicinal chemistry: a) B. R. Beno, K.-S. Yeung, M. D. Bartberger, L. D. Pennington, N. A. Meanwell, *J. Med. Chem.* **2015**, *58*, 4383–4438; b) X. Zhang, Z. Gong, J. Li, T. Lu, *J. Chem. Inf. Model.* **2015**, *55*, 2138–2153; For discussions of S $\cdots$ O interactions in isothiourea-catalyzed reactions: c) V. B. Birman, X. Li, Z. Han, *Org. Lett.* **2007**, *9*, 37–40; d) P. Liu, X. Yang, V. B. Birman, K. N. Houk, *Org. Lett.* **2012**, *14*, 3288–3291.
- [28] The research data underpinning this publication can be found at DOI: <https://doi.org/10.17630/421487e5-d537-4fc8-b067-b6dd664c20d3>.

Manuscript received: June 23, 2017

Accepted manuscript online: August 9, 2017

Version of record online: August 25, 2017