



## Psychometric properties of the Persian version of the Geriatric Anxiety Inventory (GAI-PV) and its short form

Mohsen Shati<sup>1</sup>, Seyede Salehe Mortazavi<sup>2,3\*</sup> , Mozghan Taban<sup>1\*</sup> , Seyed Kazem Malakouti<sup>1</sup>, Shiva Mehravaran<sup>4</sup>, Ali Norouzi<sup>5,6</sup>, Nancy A. Pachana<sup>7</sup>

Received: 24 Feb 2020

Published: 10 Apr 2021

### Abstract

**Background:** Despite studies about anxiety in the older adult, the prevalence of anxiety in this age group is not exactly clear, which may be due to the use of tools and criteria that were not born for this age group. One of the instruments designed to assess anxiety in the elderly is the Geriatric Anxiety Inventory (GAI). The aim of this research was to analyze the psychometric properties of the Persian version of the Geriatric Anxiety Inventory (GAI-PV) and its short form (GAI-PV-SF) in a sample of older adults in Iran.

**Methods:** In this cross-sectional study, a sample of 150 community-dwelling and a psychogeriatric sample of 48 adults older than 60 years completed the GAI-PV and GAI-PV-SF, the anxiety sub-scale of the General Health Questionnaire (GHQ-28), the Geriatric Depression Scale (GDS-15), and the Structured Clinical Interview for DSM-IV (SCID-I). Different types of validity and reliability were evaluated for GAI-PV and GAI-PV-SF using SPSS and the LISREL software.

**Results:** Both the GAI-PV and GAI-PV-SF exhibited excellent internal consistency (over 80 %) and desirable concurrent validity against GHQ-28 and GDS-15. The optimal cutpoint score to detect current generalized anxiety disorder (GAD) was 10/11 and 13/14 for GAI-PV in the community-dwelling and psychogeriatric samples, respectively, and 3/4 for GAI-PV-SF in both study samples. Good test-retest reliability (correlation coefficient: 0.96 and 0.88 for GAI-PV and GAI-PV-SF, respectively) and a single-factor structure were also demonstrated.

**Conclusion:** Sound psychometric properties of the GAI-PV in both subsamples suggest that the instrument could be used successfully as an accurate screening instrument in the elderly Iranian population.

**Keywords:** Geriatric Anxiety Inventory (GAI), Aged, Psychometric Property, Validity, Reliability

**Conflicts of Interest:** None declared

**Funding:** This project was financed by the Mental Health Research Center of Iran University of Medical Sciences under grant number 92-03-121-23143.

\*This work has been published under CC BY-NC-SA 1.0 license.

Copyright© Iran University of Medical Sciences

**Cite this article as:** Shati M, Mortazavi SS, Taban M, Malakouti SK, Mehravaran Sh, Norouzi A, Pachana NA. Psychometric properties of the Persian version of the Geriatric Anxiety Inventory (GAI-PV) and its short form. *Med J Islam Repub Iran.* 2021 (10 Apr);35:47. <https://doi.org/10.47176/mjiri.35.47>

### Introduction

Mental illnesses, such as depression and anxiety, are health-related issues that need to be identified and addressed in elderly populations (1). Despite its influence on the functional status and quality of life of older adults, anxiety remains undiagnosed or untreated in many cases and

receives less attention than depression among the elderly; this can be due to the lower prevalence of anxiety in older adults compared to other age groups (2-7). The importance of anxiety lies in the fact that it frequently manifests with

**Corresponding author:** Dr Seyede Salehe Mortazavi, [mortazavi.ss@iums.ac.ir](mailto:mortazavi.ss@iums.ac.ir)  
[Mozghan.Taban, taban.m@iums.ac.ir](mailto:Mozghan.Taban, taban.m@iums.ac.ir)

<sup>1</sup> Mental Health Research Center, Psychosocial Health Research Institute, Iran University of Medical Sciences, Tehran, Iran

<sup>2</sup> School of Behavioral Sciences and Mental Health (Tehran Institute of Psychiatry) Iran University of Medical Sciences, Tehran, Iran

<sup>3</sup> Spiritual Health Research Center, Iran University of Medical Sciences, Tehran, Iran

<sup>4</sup> ASCEND Center for Biomedical Research, Morgan State University, Baltimore, MD, USA

<sup>5</sup> Medical Education Department, Medical School, Tehran University of Medical Sciences, Tehran, Iran

<sup>6</sup> Education Development Center, Zanjan University of Medical Sciences, Zanjan, Iran

<sup>7</sup> School of Psychology, University of Queensland, Brisbane, Australia

#### ↑What is “already known” in this topic:

- The GAI-P is a valid measure of anxiety in the elderly population and now can be used in geriatric studies in Iran.

#### →What this article adds:

- Confirmatory factor analyses were performed to assess the factor structure of the Geriatric Anxiety Inventory (GAI-PV) and its short form (GAI-PV-SF).
- The optimal cutpoint score was presented to detect current generalized anxiety disorder for GAI-PV and GAI-PV-SF in the community-dwelling and psychogeriatric samples.

somatic symptoms, and their overlap with those of age-related diseases can make the diagnosis more difficult and lead to under-reporting of anxiety in the elderly (8).

Studies have reported different prevalence rates of anxiety disorders among the elderly. The discrepancy can be due to different research methodologies, duration criteria (e.g., one month, six months, and one year), diagnostic tools and criteria, and true differences in prevalence rates in certain populations (9-11).

Various instruments are available for the diagnosis of anxiety in the elderly (12). Some of them have normative data for elderly samples (13). In the other ones, an elderly version has been created by making appropriate modifications to the original version (14). There are also certain less common instruments that have been designed for the elderly (15).

The Geriatric Anxiety Inventory (GAI) was created by Pachana et al. in 2007 in Australia and can be used as a screening instrument for dimensional anxiety in older adults. Originally, the instrument comprised 60 items (de novo and by reference to 25 existing scales), and after testing the psychometric properties of these 60 items, a 20-item instrument was developed (4). The 20-item GAI is a brief self-report or clinician-administered scale which helps avoid respondent fatigue and can be used in various settings. The instrument has dichotomous questions (I agree / I disagree), and thus, can be suitable for individuals with low literacy levels or low cognitive ability. By minimizing the emphasis on somatic symptoms, it also limits the potential overlap with physical diseases (4).

The GAI examines the overall presence or absence of anxiety symptoms in the elderly individual. A higher score is indicative of more severe symptoms, and the highest possible score is 20. Studies on the GAI suggest that a score of 10/11 is the optimum cutpoint with 84% sensitivity and 75% specificity (4). Other studies assessing the psychometric properties of this instrument have arrived at similar results (3). Byrne and Pachana have developed a short version of the instrument which contains 5 (items number 1, 6, 8, 10, and 11) of the original 20 items, and it has been found suitable for the detection of DSM-IV generalized anxiety disorder (GAD) in older populations using a cutpoint score of 3 which provides a sensitivity and specificity of 75% and 87%, respectively (16).

In 2019, Bandari et al. conducted a psychometric analysis of a Persian version of the GAI in an Iranian sample. Despite a relatively large sample size (720 cases), the study participants were selected only from those referring to a primary health care center for routine services. Moreover, they did not use a gold standard, and thus, no cutpoint was provided; lack of a gold standard for comparison limits the ability to assess the screening and diagnostic value and estimating the sensitivity and specificity or the likelihood ratio (17). Moreover, this study indicates that in translation, no changes were made to the questionnaire based on experts, but in other countries, some problems were reported in translating especially in items 7, 12 and 18 (3). Therefore, the present study was designed in collaboration with the developer of the original survey to prepare a Persian version of the GAI (GAI-PV) and its short version (GAI-

PV-SF) and test their psychometric properties in elderly Iranian samples.

## Methods

### Sample

Study participants included 150 community-dwelling Iranian older adults recruited from the general population through convenience sampling at public places in Tehran, such as parks, community centers, neighborhood markets, and mosques. An additional 48 elderly patients were included as a psychogeriatric sample among patients referring to the Psychology Clinic at Rasool Akram Hospital and did not have clinically significant cognitive impairment as judged by the psychotherapist using MMSE. All selected individuals were 60 years of age or older and native speakers of Persian.

### Procedure

In developing the GAI-PV, first, the forward translation to Persian was done by a team of 3 psychologists with expertise in the field of geriatric mental health. The translated version of the questionnaire was examined by the researchers for its semantic and content equivalence and acceptability, and necessary revisions were made. Backward translation to English was then done by another near-native translator with knowledge and experience in the field of psychological disorders. All items with translations identical to the original questionnaire were retained; the rest were discussed with the first translators, and an iterative process of forward and backward translation was conducted until all items in the backward translation fully matched the original scale.

To promote face validity, the developed GAI-PV underwent a panel review by a sample of 10 healthy monolingual older adults. After reading and hearing the questions, the participants stated that they could understand some questions but in some cases, it is not clear. Any part that appeared difficult to comprehend was revised using feedback from these participants and the research team. In these cases, the questionnaire was reviewed again with an older adult.

To examine the internal consistency, we determined the Cronbach's alpha of the full and short versions of the translated instrument. This measure was calculated for the community-dwelling and the psychogeriatric groups separately.

In the next stage, concurrent validity was tested using the anxiety subscale of the GHQ-28 and the GDS. For this purpose, the agreement of results obtained from GAI-PV and its short version with those from the GHQ-28 and the GDS were examined by computing Pearson correlation coefficients in the community-dwelling and psychogeriatric groups of the study. A subgroup of 40 participants was selected from the community-dwelling group to examine the test-retest validity of the questionnaires, and the interview process was repeated 2 weeks later. Correlation coefficient and differences between the test and retest were used as a measure for this type of validity.

Finally, optimal cut points were determined using the receiver operating characteristic (ROC) curve. For this purpose, the point with the highest sensitivity and specificity

to discriminate between those with and without generalized anxiety disorder (GAD) was determined. At this stage, the Structured Clinical Interview (SCID-I) was considered as the gold standard method for the diagnosis of GAD.

In line with previous studies with this instrument in other countries, the construct validity was tested through confirmatory factor analysis (CFA) after conducting a descriptive analysis to detect outliers and missing data—CFA was estimated within the LISREL 8.8 program using maximum likelihood estimation. For the assessment of model fit, a selection of the better performing indices were used: Comparative Fit Index (CFI), Goodness of Fit Index (GFI), Adjusted Goodness of Fit Index (AGFI), Normed Fit Index (NFI) and the Non-Normed Fit Index (NNFI) with values of about 0.9 considered adequate. For Standardized Mean Square Residual (SRMR) and Root Mean Square Error of Approximation (RMSEA) values less than 0.05 are interpreted as a perfect fit, 0.05 to 0.08 is acceptable, and models with values more than 0.08 are rejected.

### Instruments

For illiterate individuals, all the survey items, except SCID-I, were fully read to the participants by an interviewer, and in other cases, it was self-administered. Survey administration was completed in a space approved by the participants.

### Sociodemographic characteristics

In this study, demographics were collected using a survey to record age, gender, marital status, educational attainment, occupation, medical history, and family history of psychological disorders.

### General Health Questionnaire (GHQ-28)

The GHQ-28 instrument was developed by Goldberg et al. in 1979 to assess mental health through primary health care screening programs. The 28 items form 4 subscales of 7 items each: anxiety, somatization, social dysfunction, and depression. Scores are calculated for each subscale and the total (18). In this study, only the anxiety scale of the GHQ-28, which has been validated for the general and elderly populations in Iran, was used to assess concurrent validity. Responses were recorded to zero for values of 1 and 2, and to 1 for values of 3 and 4, and a total score of 2 or more (out of a maximum of 7) was used as the cutpoint to identify suspected cases (19).

### Geriatric depression scale (GDS)

The GDS is a 30-item questionnaire designed to assess depression in the elderly (20). The short form (GDS-15) has been tested for validity and reliability in older adults in Iran. Cut off points of 8 was determined, with sensitivities of 0.9 and specificities of 0.84 (21). In this study, we examined the agreement between scores obtained from GAI and GDS-15 due to depression and anxiety are strongly correlated.

### Structured Clinical Interview for DSM-IV (SCID)

SCID is a semi-structured interview for the diagnosis of DSM-IV disorders. This instrument is the most widely used standard diagnostic interview in psychologic studies (22). There are two versions: SCID-I, which assesses axis-I psychological disorders, and SCID-II which assesses axis-II personality disorders (23). The validity and reliability of this instrument have been examined in Iran by Sharifi et al. (2). In this study, we used this instrument as the gold standard for the diagnosis of generalized anxiety disorder, determine the best cutoff, and compute the sensitivity and specificity of GAI.

### Ethical considerations

The proposal of this study was reviewed and approved by the Ethics Committee of Iran University of Medical Sciences under number IR.IUMS.REC1393.92-03-121-23143. The methods and procedures of the study were explained to participants, and they all signed informed consent before being enrolled. Participating individuals were assured of confidentiality and were given a choice to withdraw from the study at any stage they wished. Those who were identified as suspect cases of anxiety were referred to a specialist for further diagnostic measures and treatment.

### Results

#### Descriptive statistics

As presented in Table 1, the majority of participants were married men in the 60-74 age group. In the community-dwelling and psychogeriatric groups, 2.0% and 4.2% were fully employed, respectively; while 75.3% and 60.4% were retired pensioners.

As shown in Table 2, mean ( $\pm$ standard deviation) GAI-PV and GAI-SF-PV scores were respectively  $4.93 \pm 5.23$  and  $1.56 \pm 1.72$  in the community-dwelling group and  $14.86 \pm 4.76$  and  $3.95 \pm 1.41$  in the psychogeriatric group. Mean scores did not significantly correlate with age, gender, number of children, marital status, education, or occupation in either study group. About one-third (33.8) of the community-dwelling participants were diagnosed as anxiety suspects based on the GHQ-28 results; this rate was about three times higher (89.4) in the psychogeriatric group. The proportion of depression suspects was also about 4 times higher in the psychogeriatric group compared to community-dwellers (72.1% versus 17.9%). Definitive cases of GAD, who were diagnosed using SCID-I, constituted 2.0% of the community-dwellers and 66.7% of the psychogeriatric group.

#### Validity

To confirm face validity, the research team compared the original version with the backward translation and found no significant discrepancy between them. However, the monolingual review panel, who tested the questionnaire for this very purpose, reported that item number 7 was confusing. Accordingly, it was decided that the idiom “have butterflies in my stomach” needed to be rephrased to an equivalent Persian idiom resolve comprehension difficulty.

Table 1. Demographic characteristics of the community-dwelling and psychogeriatric group of the study

Variable		Group			
		Community-dwelling		Psychogeriatric	
		Frequency	Percent	Frequency	Percent
Age (years)	60-74	124.0	82.7	43.0	89.6
	75-84	23.0	15.3	3.0	6.3
	85+	3.0	2.0	2.0	4.2
Sex	Male	120.0	80.0	20.0	41.7
	Female	30.0	20.0	28.0	58.3
Marital status	Single	6.0	4.0	0.0	0.0
	Married	135.0	90.0	42.0	87.5
	Divorced/Widowed	7.0	4.7	3.0	6.3
	Other	2.0	1.4	3.0	6.3
Education	Illiterate	13.0	8.7	3.0	6.3
	Elementary/Secondary	67.0	44.6	25.0	52.1
	Post-secondary	30.0	20.0	8.0	16.7
	Other	14.0	9.3	0.0	0.0
Psychiatric history	No	140.0	93.3	7.0	14.6
	Yes	10.0	6.7	41.0	85.4
Psychiatric family history	No	150.0	100.0	38.0	79.2
	Yes	0.0	0.0	10.0	20.8

Table 2. Mean (±standard deviation) scores with the Persian version of the Geriatric Anxiety Inventory (GAI-PV) and its short version (GAI-PV-SF), the anxiety sub-scale of the General Health Questionnaire (GHQ-28), and the Geriatric Depression Scale (GDS-15) in the two study groups

Instrument	Community-dwelling group		Psychogeriatric group	
	Mean	SD	Mean	SD
GAI-PV	4.93	5.23	14.86	4.76
GAI-SF-PV	1.56	1.72	3.95	1.41
GHQ-28	1.54	2.03	5.27	2.10
GDS	4.25	3.54	9.76	3.77

Concurrent validity was assessed by comparing the agreement between the 20-item GAI-PV and 5-item GAI-SF-PV with the anxiety subscale of the GHQ-28 and the GDS. According to the results (Table 3), the agreement between GAI-PV and GAI-SF-PV was very high, and the agreement levels between the results obtained from these two instruments and the anxiety scale of the GHQ-28 and GDS were acceptable.

**Confirmatory factor analysis**

The initial CFA model for GI-PV was drawn with 20 items with the assumption of a single factor. As illustrated in Figure 1, except for items 12 (loading factor=0.22) and 18 (loading factor=0.14), all items had acceptable and significant factor loading. The goodness of fit indices for the initial model was acceptable ( $\chi^2=448.02$ ,  $P<0.001$ , RMSEA= 0.09, SRMR= 0.06, NFI=0.93, NNFI=0.95, CFI=0.95, GFI=0.8, AGFI=0.75).

Therefore, to arrive better model, two rounds of modification were done. In the first modification, item number 18 was excluded because of poor factor loading and a T-value of 1.86 (<1.96). The next modification, as suggested by the

LISREL software, was drawn on the strong covariance relationship between variance errors in items 10 and 13. This resulted in suitable goodness of fit indices for the model ( $\chi^2=304.66$ ,  $p<0.001$ , RMSEA= 0.07, SRMR= 0.04, NFI=0.96, NNFI=0.98, CFI=0.98, GFI=0.85, AGFI=0.81), and eventually, the final single-factor model with 19 items was approved for this construct. Although item number 12 had weak factor loading, it was retained given the significance level>1.96. (T-value=2.93) (Fig. 2).

**Reliability**

Internal consistency for the GAI-PV was measured through Cronbach's  $\alpha$ , which was generally acceptable for the community-dwelling and psychogeriatric groups (0.91 and 0.80, respectively). The corrected item-total correlation values for items 18, 12, and 13 were 0.16, 0.24, and 0.40, respectively, and higher than 0.5 for all other items. For GAI-SF-PV, the Cronbach's  $\alpha$  was 0.8 for the community-dwelling group and 0.74 for the psychogeriatric group. The agreement between pre-test and post-test scores obtained from the GAI-PV and the GAI-SF-PV was about 90%, and the small difference between pre-test and post-test scores was not statistically significant (Table 4).

Table 3. Spearman correlation coefficients between participants' scores in the Persian version of the Geriatric Anxiety Inventory (GAI-PV) and its short version (GAI-PV-SF), the anxiety sub-scale of the General Health Questionnaire (GHQ-28), and the Geriatric Depression Scale (GDS-15) in the two study groups

Group		GAI-PV	GHQ-28	GAI-SF-PV	GDS-15
Community-dwelling	GAI-PV	1.00	0.68**	0.90**	0.65**
	GAI-SF-PV	0.90**	0.69**	1.00	0.62**
Psychogeriatric	GAI-PV	1.00	0.62**	0.86**	0.50**
	GAI-SF-PV	0.86**	0.63**	1.00	0.52**

\*\*p<0.001



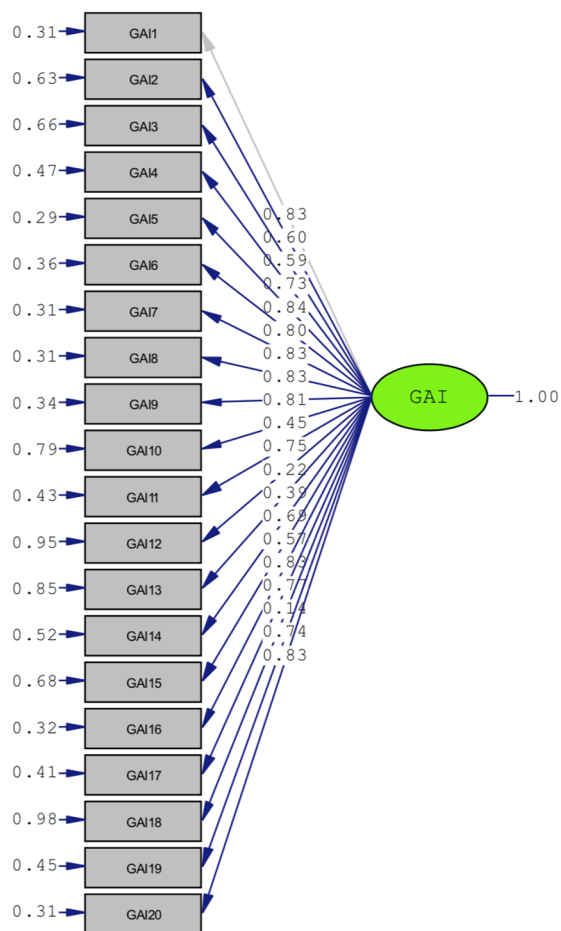


Fig. 1. Standardized loading factors in Preliminary model of the confirmatory factor analysis

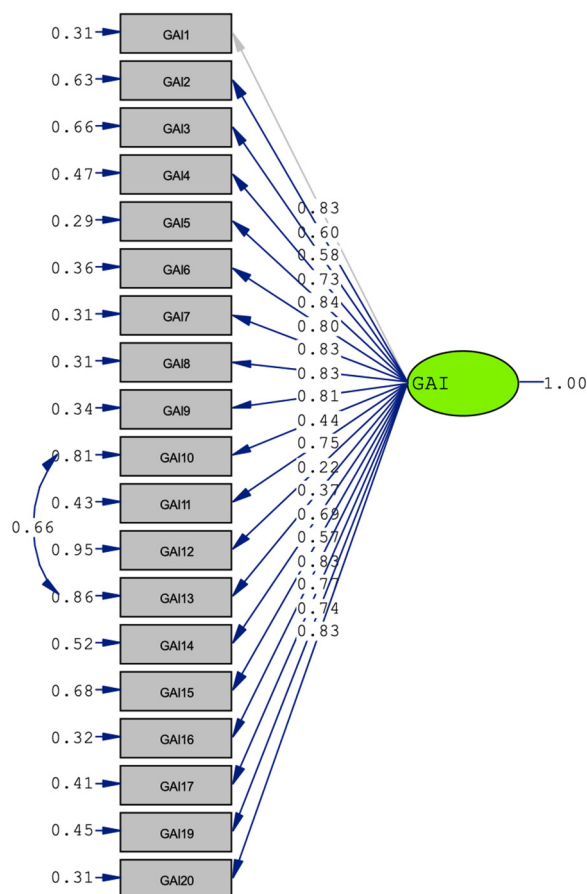


Fig. 2. Standardized loading factors in Final model of the confirmatory factor analysis

### The Cutpoint score

Results of the ROC analysis, which was done to determine appropriate cutpoint scores for identifying patients with GAD in the study samples, are illustrated in Figures 3 and 4. The area under the curve for GAI-PV was 0.89 (95% confidence interval (CI): 0.82-0.97) in the community-dwelling group and 0.83 (95% CI: 0.69-0.97) in the psychogeriatric group. The optimal cutpoint compared to SCID-I was 10/11 for the community-dwelling group with 100% sensitivity and 80.6% specificity and 13/14 for the psychogeriatric group with 97% sensitivity and 62% specificity.

The likelihood ratio for a negative test result ( $LR^-$ ) was 0.04 in the psychogeriatric group and 0 in the community-dwelling group; this means there was a large change in the pre- to post- test odds of disease. The likelihood ratio for a positive test result ( $LR^+$ ) was 2.50 in the psychogeriatric

group and 5.15 in the community-dwelling group.

After excluding 3 somatic items (7, 12, and 18), the optimal cutpoint for the GAI-PV for the community-dwelling and psychogeriatric groups was 10/11 and 11/12, respectively; the areas under the curve were respectively 91% and 82%, and both were statistically significant.

ROC analysis was conducted for the GAI-SF as well (Figs. 5 and 6). The area under the curve was 0.86 (95% CI: 0.72-0.99) in the psychogeriatric group and 0.89 (95% CI: 0.82-0.96) in the community-dwelling group. The optimal cutpoint compared to SCID was 3/4 for the psychogeriatric group with 100% sensitivity and 64% specificity, and 3/4 for the community-dwelling group with 100% sensitivity and 81.6% specificity.

$LR^-$  was 0 in both the psychogeriatric and community-dwelling samples and  $LR^+$  was 2.70 in the psychogeriatric sample and 5.43 in the community-dwelling sample.

Table 4. Test-retest reliability of the Persian version of the Geriatric Anxiety Inventory (GAI-PV) and its short version (GAI-PV-SF)

	Mean	SD	Correlation (p)	Difference (p)
GAI-PV test	5.56	4.35	0.96 (<0.001)	0.05 (0.78)
GAI-PV retest	5.51	4.41		
GAI-PV-SF_test	1.68	1.41	0.88 (<0.001)	0.13 (0.23)
GAI-PV-SF- retest	1.55	1.34		

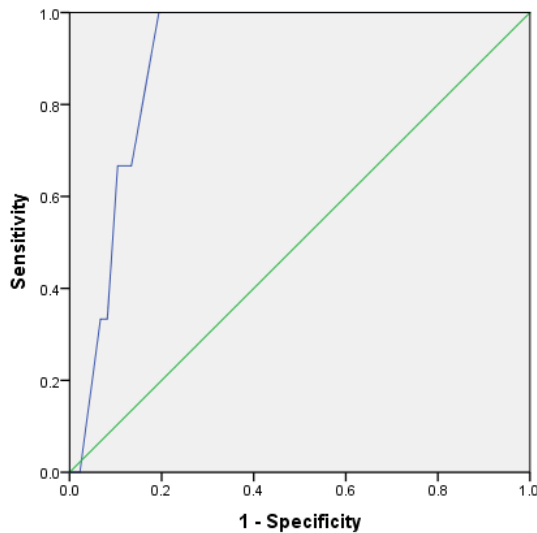


Fig. 3. Receiver operating characteristic of the Persian version of the Geriatric Anxiety Inventory (GAI-PV) in the elderly community-dwelling sample of the study

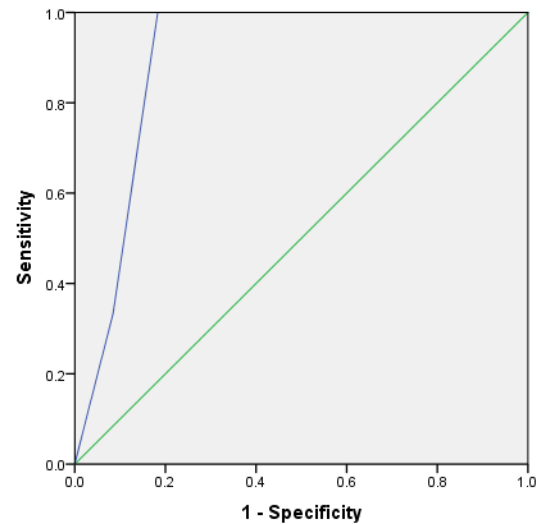


Fig. 5. Receiver operating characteristic of the short Persian version of the Geriatric Anxiety Inventory (GAI-PV-SF) in the elderly community-dwelling sample of the study

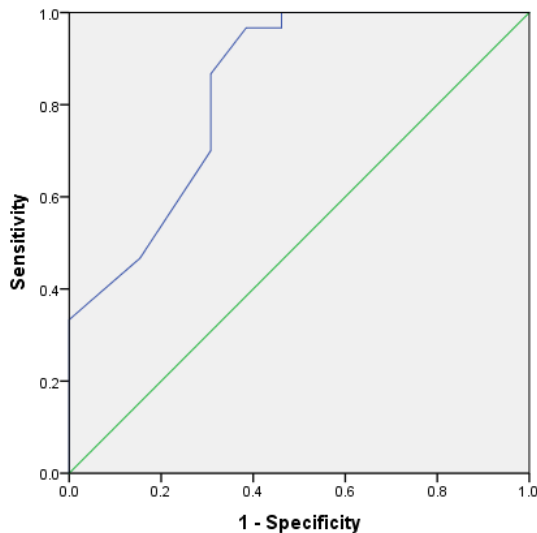


Fig. 4. Receiver operating characteristic of the Persian version of the Geriatric Anxiety Inventory (GAI-PV) in the elderly psychogeriatric sample of the study

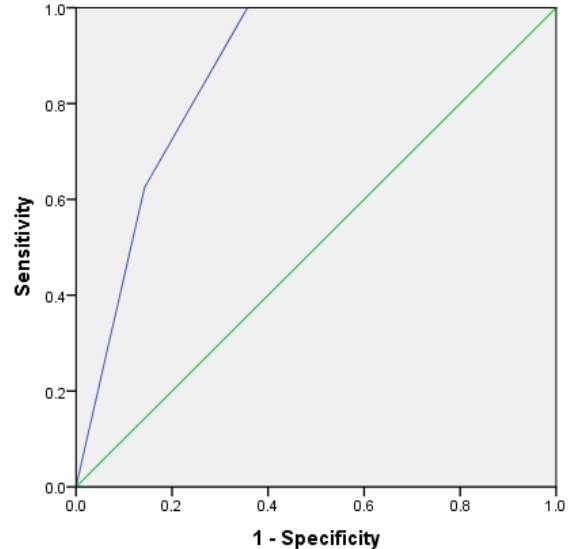


Fig. 6. Receiver operating characteristic of the short Persian version of the Geriatric Anxiety Inventory (GAI-PV-SF) in the elderly psychogeriatric sample of the study

### Discussion

The aim of this study was to determine the psychometric properties of the Persian version of GAI and its short form in two separate groups of community-dwelling and psychogeriatric samples. Results of the analyses, including internal consistency, test-retest, concurrent validity, and ROC, which were mostly in agreement with other similar studies, indicated that both GAI-PV and GAI-SF-PV are acceptably valid and reliable, and they can be used for clinical and research purposes to identify cases of GAD in different settings (general public and in-patient clinics).

After the forward and backward translation of the scale, certain items appeared to be different from the original questionnaire (4). Comprehension difficulty with certain items was experienced in translations to other languages as

well. A common issue was item number 7, which as mentioned, was completely changed in the Persian version. This item created a similar challenge in translating the scale to Portuguese, Spanish, Chinese, and Norwegian; the phrase was not translated word for word because it was not relevant to the native culture, and instead, a conceptually equal phrase was used to make it comprehensible (25-29). For example, the item was modified to “I feel pressure in my chest” in the Portuguese version and to “I feel there is something like ants in my stomach” in the Spanish version (26, 27). For the same reason of cultural differences, a similar challenge was experienced with other items in some other languages. For example, Miranda-Castillo et al. who conducted a similar study in Chile reported that items 9, 16, and 19 were modified in terms of the idioms that were used

(30).

As indicated by a Cronbach's alpha of over 80%, the internal consistency of GAI-PV was as acceptably good as that reported in similar studies in other countries (3). The estimates for GAI-PV and GAI-SF-PV were similar to those of the French-Canadian version and quite comparable to the Cronbach's alpha generated from the studies in Spain and Portugal, the study by Pachana, and the study by Miranda-Castillo et al. (4, 26, 27, 30). Similar to the original version, the corrected item-total correlation was higher than 0.5 for 17 of the 20 items in GAI-PV; this is also in line with the study of the Chinese version (28). The lower corrected item-total correlation for items 12 and 18 could be due to their relevance to somatic symptoms of anxiety. Given the higher prevalence of chronic comorbidities in older age groups, it may be difficult to differentiate somatic symptoms related to anxiety from those related to physical diseases, and symptoms cannot always be attributed to anxiety; this could explain the weak association between somatic symptoms and anxiety. Previous studies have mentioned this issue with items 7, 12, and 18 as well (3). Another reason for the lower association could be the comprehensibility of these items which leads to modified contents during the process of forward and backward translation (3).

The test-retest reliability for the long version of GAI-PV was excellent (Spearman correlation coefficient of 0.97), and these results are in agreement with those presented by Pachana et al. in the original development paper (4). The reliability estimates with the Italian and Australian versions were lower than the original and current Persian version; however, they were still in the acceptable range (0.86 and 0.76, respectively) (3, 4, 31). The test-retest reliability was very good for the GAI-SF-PV as well (0.88,  $p < 0.0001$ ). Test-retest reliability is not mentioned in the study by Bandari et al. (17).

The CFA in the present study found a unidimensional model; this is in line with the original study (4) and some other similar studies (3, 25, 28, 30, 32). Nonetheless, as presented in the results, items 12 and 18 had low factor loading, and excluding item 18 appeared to improve the goodness of fit. This is in agreement with the study by Molde et al. who performed a cross-national analysis of the psychometric properties of the GAI using data from samples in 10 different countries; although they concluded that the instrument could be more unidimensional without items 7, 12, and 18, they suggested that these candidate items be retained to avoid decreased content validity (3). The weak factor loading of these items appears to be connected to study participants' interpretation and perception of their contents. In other words, the items contained colloquial phrases and idiomatic expressions relevant to a given culture, and a verbatim translation cannot convey their true meaning. Therefore, we recommend using the 20-item version of the GAI-PV without excluding any items, provided that it is adapted to the local culture and language by using culturally appropriate phrases and idioms rather than verbatim translation. For example, "feeling chaos in one's stomach" or "having laundry in one's stomach" are equivalent phrases for "having butterflies in one's stomach".

Some studies have considered multiple domains (2 to 4)

for the GAI questionnaire (3, 27). In the study of Bandari et al., the GAI initially underwent exploratory factor analysis, and three factors were extracted. This three-factor structure was then confirmed through CFA (17). Comparison between studies that have used a single-factor structure with studies that have used a three-factor version does not show a considerable difference between the levels of total variance explained. For example, Champagne et al. showed that a single-factor questionnaire explains 60% of the variance (32). While a higher rate was expected with the 3-factor version, the study by Bandari et al. indicated that the 3-factor also explained about 59.5% of the variance (17). Therefore, we assumed a single-factor structure for GAI in our study and refrained from exploratory factor analysis. CFA also showed that, with minor adjustments, this tool has a suitable and acceptable single-factor structure and results are comparable to most other versions in other countries (3, 25, 28, 30, 32).

Another point worth mentioning is that Bandari et al. has made no mention why verbatim translation of the items of concern were used without any modification in the choice of words (17). While the authors claim to have incorporated cultural considerations in translating the instrument, such considerations are not found in the instrument appended to the paper. The instrument contains item 7, for example, without any change to its original content (I often feel like I have butterflies in my stomach), and although it has no clear meaning in the Iranian culture, it appeared as one of the strongest items in the exploratory factor analysis (factor loading of 0.77). In the present study, this item was translated to "I often feel chaos in my stomach", and factor analysis indicated a very strong factor loading of 0.83.

Bandari et al. also used item 18 without changing its content (I sometimes feel a great knot in my stomach), and CFA indicated a factor loading of 0.6 and variance error of 0.6 (17). In this case also, the verbatim translation of "feeling knots in the stomach" lacks any meaning in Persian, and it is not clear how such a good load is achieved without considering this important issue and making necessary changes. In our study, this item was translated to "sometimes I feel something is stuck in my throat", and it was excluded due to a poor factor loading of 0.14. Therefore, although we attempted to use conceptual translation for the items that appeared to require cultural/linguistic adjustments in order to improve their validity, our results with items 12 and 18 were not quite as good.

The best cutpoint for the detection of GAD with GAI-PV compared to SCID was 13/14 in the psychogeriatric group and 10/11 in the community-dwelling sample; with GAI-SF-PV, the best cutpoint was 3/4 in both groups. The area under the curve was favorable with both forms of the instrument in both groups of the study. In terms of sensitivity and specificity of the cutpoints, both the long and short versions of GAI-PV demonstrated very high sensitivity, and are thus appropriate tools for screening generalized anxiety disorder in the community-dwelling and psychogeriatric samples, and a score below the cutpoint is sufficient to rule out disease (LR<sup>-</sup> <0.04). Of course, given the acceptable level of specificity of the cutpoints, the test can be used to

confirm the diagnosis of GAD in community-dwelling populations, and a score that exceeds the cutpoint is associated with a 5-fold increase in the odds of GAD ( $LR^+ > 5$ ).

Studies in other countries have arrived at different cutpoints for each version (27, 30, 32). Pachana et al. concluded that a cutpoint of 10/11 is the best for detecting GAD in psychogeriatric samples (4). Ribeiro et al. suggested a cutpoint of 8/9 for detecting severe anxiety symptoms with the Portuguese version of this instrument, but they could not estimate an optimal cutpoint for detecting GAD (26). In the study by Pachana and Byrne, the optimal cutpoint with the short form of this tool for community-dwelling elderly women was 3 (16).

The higher cutpoint estimated with the Persian version may be due to cultural differences between elderly Iranian and those in other countries. Perceptions of healthy and unhealthy older men appear to differ in developing eastern societies compared to developed communities. Fear of being ignored in a society where social support systems lack enough resources to address the physical and psychological problems of the elderly (33) can lead to exaggerated symptoms with the intention to seek attention. Multiple studies have pointed to higher prevalence rates of somatic complaints among Iranians instead of expressing psychological symptoms. Such behaviors have been attributed to fear of appearing powerless and being judged, and the concept that somatic and physical symptoms are more acceptable and carry less stigma compared to psychological complaints (34, 35). It seems that the high cutpoint of GAI-PV is due to items 7, 12, and 18 about somatic symptoms, as evidenced by the lower cutpoint in the psychogeriatric sample after removing these items. Balsamo et al. who conducted a review study also concluded that adding somatic items to anxiety questionnaires for the elderly leads to inflated scores, which is consistent with the results obtained in this study (35).

The strong and significant correlation of GAI-PV and GAI-PV-SF results in both community-dwelling and psychogeriatric groups with the anxiety subscale of the GHQ-28 and the moderate correlation with the GDS, which is used to assess depression, are indicative of good results in line with other similar studies and desirable concurrent validity for these two instruments. However, different tools have been used to measure concurrent validity in different studies, and an important factor in selecting these tools is going through the localization process in these countries (4, 27, 28, 30, 31). In the study by Bandari et al. concurrent validity was not tested using anxiety and depression scales designed for the elderly. Instead, they used the SF-36 General Health Survey; the cognitive and arousal subscales of their version of the GAI showed a correlation coefficient less than 0.5 with the mental health subscale of the SF-36 and a correlation coefficient of 0.27 with its somatic subscale (17).

Based on our results, GAI-PV and GAI-PV-SF were strongly correlated, and this is in agreement with results of previous studies. Given the brevity and acceptable accuracy of GAI-PV-SF, it could be used in research and for the assessment of individuals referring to health care settings, be-

cause usually other surveys and questionnaires are also administered in these cases, and using the short form of this questionnaire can help save time, prevent survey fatigue, and improve accuracy (4).

### Conclusion

The desirable reliability and validity obtained in this study implies that both the complete and short forms of this questionnaire can be successfully used as a suitable screening tool in clinical settings as well as in epidemiological studies that aim at assessing anxiety disorders in older adults.

### Acknowledgements

This project was supported by the Mental Health Research Center of Iran University of Medical Sciences under grant number 92-03-121-23143. The authors would like to thank all the older adults who participated in the current study.

### Conflict of Interests

The authors declare that they have no competing interests.

### References

1. Byrne GJ, Pachana NA. Anxiety and depression in the elderly: do we know any more? *Curr Opin Psychiatry*. 2010;23(6):504-9.
2. Sharifi V, Assadi SM, Mohammadi MR, Amini H, Kaviani H, Semnani Y, et al. A Persian translation of the structured clinical interview for diagnostic and statistical manual of mental disorders: psychometric properties. *Compr Psychiatry*. 2009;50(1):86-91.
3. Molde H, Nordhus IH, Torsheim T, Engedal K, Bendixen AB, Byrne GJ, et al. A Cross-National Analysis of the Psychometric Properties of the Geriatric Anxiety Inventory. *J Gerontol B-Psychol*. 2019.
4. Pachana NA, Byrne GJ, Siddle H, Koloski N, Harley E, Arnold E. Development and validation of the Geriatric Anxiety Inventory. *Int Psychogeriatr*. 2007;19:103-14.
5. Bower ES, Wetherell JL, Mon T, Lenze EJ. Treating anxiety disorders in older adults: current treatments and future directions. *Harv Rev Psychiatry*. 2015;23(5):329-42.
6. Wolitzky-Taylor KB, Castriotta N, Lenze EJ, Stanley MA, Craske MG. Anxiety disorders in older adults: a comprehensive review. *Depress Anxiety*. 2010;27(2):190-211.
7. Andreeescu C, Lee S. Anxiety Disorders in the Elderly. *Anxiety Disorders*: Springer; 2020. p. 561-76.
8. Lang A, Stein M. Anxiety disorders. How to recognize and treat the medical symptoms of emotional illness. *Geriatrics (Basel, Switzerland)*. 2001;56(5):24-7, 31-4.
9. Ritchie K, Artero S, Beluche I, Ancelin ML, Mann A, Dupuy AM, et al. Prevalence of DSM-IV psychiatric disorder in the French elderly population. *Br J Psychiatry*. 2004;184(2):147-52.
10. Mortazavi SS, Shati M, Ardebili HE, Mohammad K, Beni RD, Keshteli AH. Comparing the effects of group and home-based physical activity on mental health in the elderly. *Int J Prev Med*. 2013;4(11):1282.
11. Kirmizioglu Y, Doğan O, Kuğu N, Akyüz G. Prevalence of anxiety disorders among elderly people. *Int J Geriatr Psychiatry*. 2009;24(9):1026-33.
12. Therrien Z, Hunsley J. Assessment of anxiety in older adults: a systematic review of commonly used measures. *Aging Ment Health*. 2012;16(1):1-16.
13. Beck AT, Epstein N, Brown G, Steer RA. An inventory for measuring clinical anxiety: psychometric properties. *J Consult Clin Psychol*. 1988;56(6):893.
14. Lowe PA, Reynolds CR. Exploratory analyses of the latent structure of anxiety among older adults. *Educ Psychol Meas*. 2000;60(1):100-16.
15. Sinoff G, Ore L, Zlotogorsky D, Tamir A. Short anxiety screening test—a brief instrument for detecting anxiety in the elderly. *Int J Geriatr*



- Psychiatry. 1999;14(12):1062-71.
16. Byrne GJ, Pachana NA. Development and validation of a short form of the Geriatric Anxiety Inventory—the GAI-SF. *Int Psychogeriatr*. 2011;23(1):125-31.
  17. Bandari R, Heravi-Karimooi M, Miremadi M, Mohebbi L, Montazeri A. The Iranian version of geriatric anxiety inventory (GAI-P): a validation study. *Health Qual Life Outcomes*. 2019;17(1):118.
  18. Goldberg DP, Hillier VF. A scaled version of the General Health Questionnaire. *Psychol Med*. 1979;9(1):139-45.
  19. Noorbala A, Mohammad K. The validation of general health questionnaire-28 as a psychiatric screening tool. *Hakim Res J*. 2009;11(4):47-53.
  20. Sheikh JI, Yesavage JA. Geriatric Depression Scale (GDS): recent evidence and development of a shorter version. *Clinical Gerontologist: Aging Ment Health*. 1986;5(1-2):165-173.
  21. Malakouti K, Fathollahi P, Mirabzadeh A, Salavati M, Kahani S. Validation of geriatric depression scale (GDS-15) in Iran. *Res Sports Med*. 2006;30(4):361-9.
  22. Mortazavi SS, Shati M, Malakouti SK, Mohammad K. Psychiatric comorbidities among Iranian elderly patients on methadone maintenance treatment. *Arch Iran Med*. 2015;18(11).
  23. Spitzer RL, Williams JB, Gibbon M, First MB. The structured clinical interview for DSM-III-R (SCID): I: history, rationale, and description. *Arch Gen Psychiatry*. 1992;49(8):624-9.
  24. Hu LT, Bentler PM. Evaluating model fit. In R. H. Hoyle (Ed.), *Structural equation modeling: Concepts, issues, and applications* (p. 76-99). Sage Publications, Inc. 1995.
  25. Molde H, Hynninen K, Torsheim T, Bendixen A, Engedal K, Pachana N, et al. A Bifactor and item response analysis of the geriatric anxiety inventory. *Int Psychogeriatr*. 2017;29(10):1647-56.
  26. Ribeiro O, Paúl C, Simões MR, Firmino H. Portuguese version of the Geriatric Anxiety Inventory: Transcultural adaptation and psychometric validation. *Aging Ment Health*. 2011;15(6):742-8.
  27. Márquez-González M, Losada A, Fernández-Fernández V, Pachana NA. Psychometric properties of the Spanish version of the Geriatric Anxiety Inventory. *Int Psychogeriatr*. 2012;24(1):137-44.
  28. Yan Y, Xin T, Wang D, Tang D. Application of the Geriatric Anxiety Inventory-Chinese Version (GAI-CV) to older people in Beijing communities. *Int Psychogeriatr*. 2014;26(3):517-23.
  29. Pachana NA, Byrne GJ. The Geriatric Anxiety Inventory: international use and future directions. *Aust Psychol*. 2012;47(1):33-8.
  30. Miranda-Castillo C, Contreras D, Garay K, Martínez P, León-Campos MO, Farhang M, et al. Validation of the Geriatric Anxiety Inventory in Chilean older people. *Arch Gerontol Geriatr*. 2019;83:81-5.
  31. Byrne GJ, Pachana NA, Goncalves DC, Arnold E, King R, Keat Khoo S. Psychometric properties and health correlates of the Geriatric Anxiety Inventory in Australian community-residing older women. *Aging Ment Health*. 2010;14(3):247-54.
  32. Champagne A, Landreville P, Gosselin P, Carmichael PH. Psychometric properties of the French Canadian version of the Geriatric Anxiety Inventory. *Aging Ment Health*. 2018;22(1):40-5.
  33. Noroozian M. The elderly population in iran: an ever growing concern in the health system. *Iran J Psychiatry Behav Sci*. 2012;6(2):1.
  34. McGoldrick M, Giordano J, Preto NG. *Ethnicity and family therapy*: Guilford Press; 2005.
  35. Balsamo M, Cataldi F, Carlucci L, Fairfield B. Assessment of anxiety in older adults: a review of self-report measures. *Clin Interv Aging*. 2018;13:573.