


 Cite this: *RSC Adv.*, 2022, 12, 20199

Received 29th April 2022

Accepted 7th July 2022

DOI: 10.1039/d2ra02722d

[rsc.li/rsc-advances](https://rsc.li/rsc-advances)

# Copper-catalyzed three-component reaction to synthesize polysubstituted imidazo[1,2-*a*]pyridines†

 Zitong Zhou,<sup>a</sup> Danyang Luo,<sup>a</sup> Guanrong Li,<sup>a</sup> Zhongtao Yang,<sup>a</sup> Liao Cui<sup>\*a</sup> and Weiguang Yang<sup>†abc</sup>

An efficient three-component one-pot and operationally simple cascade of 2-aminopyridines with sulfonyl azides and terminal ynones is reported, providing a variety of polysubstituted imidazo[1,2-*a*]pyridine derivatives in moderate to excellent yields. In particular, the reaction goes through a CuAAC/ring-cleavage process and forms a highly active intermediate  $\alpha$ -acyl-*N*-sulfonyl ketenimine with base free.

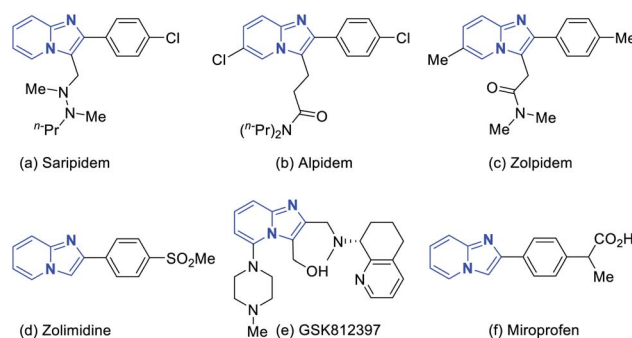
Polysubstituted imidazo[1,2-*a*]pyridines are well established as privileged scaffolds which are commonly encountered in many bioactive natural products and biological molecules that may be good drug candidates.<sup>1</sup> Most imidazo[1,2-*a*]pyridines possess various biological activities, like antibacterial,<sup>2</sup> anti-inflammatory,<sup>3</sup> antiviral,<sup>4</sup> and anticancer.<sup>5</sup> Some of the imidazo[1,2-*a*]pyridine derivatives are commercially available drugs, including Saripidem,<sup>6</sup> Alpidem,<sup>7</sup> Zolpidem,<sup>8</sup> Zolimidine,<sup>9</sup> Miroprofen<sup>10</sup> and drug candidates GSK812397 (Fig. 1).<sup>11</sup> Therefore, the development of novel methods for the synthesis of these imidazo[1,2-*a*]pyridines is important in the field of synthetic organic and pharmaceutical chemistry.

In the past few years, reactions utilizing Cu,<sup>12</sup> Pd,<sup>13</sup> Mn,<sup>14</sup> TEMPO-mediated,<sup>15</sup> I<sub>2</sub> (ref. 16) and a few other catalysts<sup>17</sup> have provided attractive and valuable routes for the construction of imidazo[1,2-*a*]pyridines. However, most reactions can only produce monosubstituted imidazo[1,2-*a*]pyridines or halogenated intermediates (Scheme 1a)<sup>18</sup> which can undergo one more steps of coupling reaction leading to polysubstituted products. Therefore, developing one-pot synthetic reactions will provide a direct and powerful tool to meet these challenges. To the best of our knowledge, imidazo[1,2-*a*]pyridines can be synthesized from 2-aminopyridines, terminal alkyne and aldehyde in a three-component coupling reaction, catalyzed by copper, in one pot (Scheme 1b).<sup>19</sup> However, aldehydes are unstable and easily oxidized. They are environmentally unfriendly for

synthesis or complex procedures. Under this background, the development of multicomponent one-pot synthetic strategies for the preparation of polysubstituted imidazo[1,2-*a*]pyridines still remains highly desirable.

Previous studies reported that the copper-catalyzed multicomponent reactions (MCRs) of sulfonyl azides, terminal alkynes and other components (CuAAC/ring-cleavage reaction) has been applied to synthesize numerous oxygen- and nitrogen-containing heterocyclic compounds.<sup>20</sup> However, the reaction generally carried out under strong base conditions, and limited the application of some substrates, such as terminal ynones, which will take a self-condensation under the base conditions.<sup>21</sup> Thus, the neutral or weak acidic conditions have developed by our group and the terminal ynones successfully used in CuAAC/ring-cleavage reaction to form a highly active intermediate  $\alpha$ -acyl-*N*-sulfonyl ketenimines.<sup>22</sup> Accordingly, an efficient one-pot and operationally three-component reaction of 2-aminopyridines, sulfonyl azides and terminal ynones is reported (Scheme 1c).

Our initial study began with an examination of the synthesis of imidazo[1,2-*a*]pyridine **4a** from 2-aminopyridine (**1a**), ethyl


 Fig. 1 Some imidazo[1,2-*a*]pyridine drugs or drug candidates.

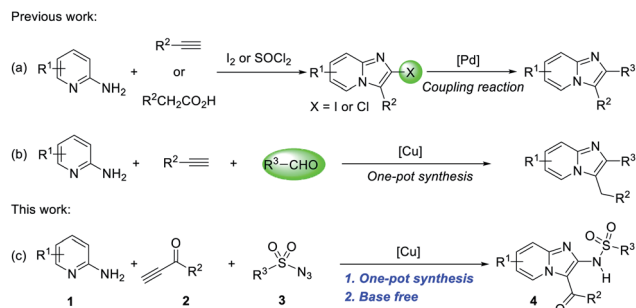
<sup>a</sup>Public Service Platform of South China Sea for R&D Marine Biomedicine Resources, The Marine Biomedical Research Institute, Guangdong Medical University, Zhanjiang, 524023, China. E-mail: [culliao@163.com](mailto:culliao@163.com); [09ywg@163.com](mailto:09ywg@163.com)

<sup>b</sup>The Marine Biomedical Research Institute of Guangdong Zhanjiang, Zhanjiang, Guangdong, 524023, China

<sup>c</sup>Southern Marine Science and Engineering Guangdong Laboratory (Zhanjiang), Zhanjiang, Guangdong, 524023, China

† Electronic supplementary information (ESI) available. CCDC 2121234. For ESI and crystallographic data in CIF or other electronic format see <https://doi.org/10.1039/d2ra02722d>



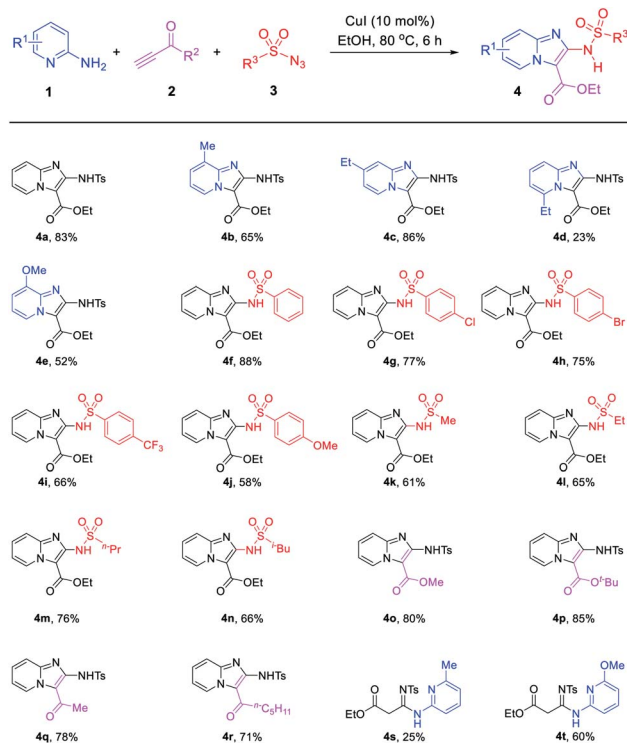
Scheme 1 Synthesis of polysubstituted imidazo[1,2-*a*]pyridines.

propiolate (**2a**) and *p*-tosyl azide (**3a**). Initial screenings involved using CuI as catalyst and no additive with a variety of solvents in a range of standard solvents. These results revealed that the desired conversion could be effected in most solvents (Table 1, entries 1–9), with EtOH delivering product **4a** in highest yield (83%). The other solvents give a comparable yields, such as DCE, toluene, MeCN and THF, while the DMSO and DMF gave the **4a** lowest yield of 26% and 35%. Thus, the optimal solvent was determined to be EtOH. Encouraged by this promising result, variety of catalysts were screened. Among the copper catalysts used, most Cu-catalysts exhibited the high catalytic reactivity in this reaction whether it's Cu<sup>I</sup>-catalysts or Cu<sup>II</sup>-catalysts (Table 1, entries 10–13). However, Cu(OTf)<sub>2</sub> exhibited low efficiencies for this reaction, and other catalysts, such as AgOAc failed to produce the desired product (Table 1, entries 14

Table 1 Optimization of catalytic conditions<sup>a</sup>

Entry	Cat.	Solvent	Yield <sup>b</sup> (%) <b>4a</b>
1	CuI	CHCl <sub>3</sub>	74
2	CuI	DCE	77
3	CuI	Toluene	78
4	CuI	MeCN	80
5	CuI	THF	62
6	CuI	1,4-Dioxane	44
7	CuI	DMSO	26
8	CuI	DMF	35
9	<b>CuI</b>	<b>EtOH</b>	<b>83</b>
10	CuCl	EtOH	75
11	CuBr	EtOH	73
12	CuBr <sub>2</sub>	EtOH	70
13	Cu(OAc) <sub>2</sub>	EtOH	50
14	Cu(OTf) <sub>2</sub>	EtOH	32
15	AgOAc	EtOH	nd <sup>c</sup>
16	CuI	EtOH	80 <sup>d</sup>
17	CuI	EtOH	76 <sup>e</sup>

<sup>a</sup> Reaction conditions: **1a** (1.0 mmol), cat. (10 mol%) in the solvent (3 mL) was added **2a** (1.5 mmol) and **3a** (1.5 mmol) stirring at 80 °C for 6 h. <sup>b</sup> Isolated yields. <sup>c</sup> nd = not detected the target product. <sup>d</sup> The reaction temperature was 70 °C. <sup>e</sup> The temperature was 90 °C.

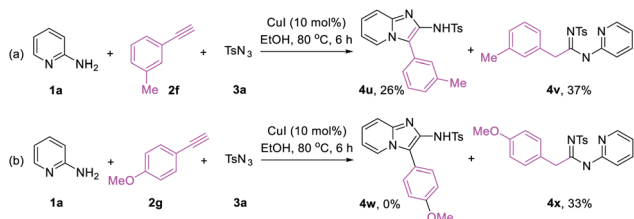
Table 2 Substrate scopes<sup>a</sup>

<sup>a</sup> Unless otherwise noted, the reaction conditions were as follow: **1** (1.0 mmol), CuI (10 mol%) in the MeCN (3 mL) was added **2** (1.5 mmol), **3** (1.5 mmol) stirring at 80 °C for 6 h.

and 15). Lastly, the effect of temperature was evaluated. Screening results revealed that the reaction temperature above or below 80 °C decreased the reaction yield (Table 1, entries 16 and 17).

Under the optimized conditions (Table 1, entries 9), the capacity of this reaction to affect the coupling of a range of different substrates was investigated. Agreeably, as shown in Table 2, various 2-aminopyridines, with an alkyl group or methoxy group, all exhibited good functional group tolerance to obtain the desired products (**4a–4c**, **4e**). However, the 2-aminopyridines with electron-withdrawing nature can't obtain the desired products. In addition, due to steric hindrance, some 2-aminopyridines obtained the products with low yield or cannot be separated to obtain the desired products. Such as 6-ethyl-2-aminopyridine (**1d**) obtained the product **4d** with low yield and 6-methyl-2-aminopyridine (**1f**) or 6-methoxy-2-aminopyridine (**1g**) obtained the uncyclized products **4s** and **4t**.

Next, the scope and limitation of the terminal ynone **2** and sulfonyl azide **3** substrates were tested. It is noteworthy that the sulfonyl azide substrates showed slight influences on this reaction. With R<sup>3</sup> changed by aromatic or aliphatic substituents, such as -Ph, -(4-ClC<sub>6</sub>H<sub>4</sub>), -(4-CF<sub>3</sub>C<sub>6</sub>H<sub>4</sub>), -(4-OMeC<sub>6</sub>H<sub>4</sub>), -Me and -*n*-Bu, the reaction could smoothly give the anticipated products (**4f–4n**) in comparable yields. The substrates R<sup>2</sup> bearing the -OMe, -O<sup>t</sup>Bu, -Me and other alkyl group also can obtain **4o–4r** in good yields.



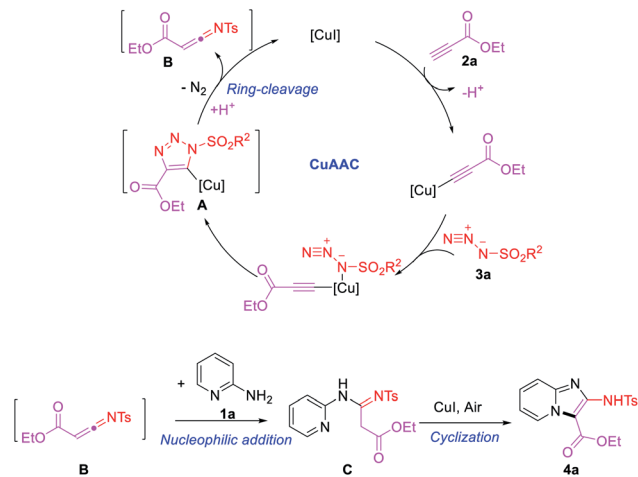
Scheme 2 Investigation the reaction of 2-aminopyridine (1a), aryl acetylenes (2f, 2g) and *p*-tosyl azide (3a).

In order to broaden the suitability of substrates, we also investigated other terminal alkynes, such as aryl acetylenes. The experiments revealed that some aryl acetylene such as 3-methylphenylacetylene can obtain imidazo[1,2-*a*]pyridine 4u with low yield of 26% and an uncyclized linear product 4v (Scheme 2a). Most aryl acetylenes such as 4-methoxyphenylacetylene only obtain uncyclized products (Scheme 2b). It shows that the reactivity of terminal ynones is higher than that of traditional terminal alkyne.

None of the product imidazo[1,2-*a*]pyridines 4a–4f have been reported previously, which were subject to full spectroscopic characterization (see ESI† for details) and the derived data were in complete accord with the assigned structures. And 4a was confirmed by single-crystal X-ray analysis (Fig. 2).

A possible reaction pathway for the formation of imidazo[1,2-*a*]pyridine (4a) from precursors 1a, 2a and 3a is shown in Scheme 3. Thus, in keeping with earlier proposals,<sup>19,21</sup> the substrates 2a and 3a are expected to react, in the presence of the copper(i) catalyst to form the metallated triazole A through the CuAAC procedure. Then, the complex A undergo a ring-cleavage rearrangement leading to a highly active intermediate *N*-sulfonyl- $\alpha$ -acylketenimine B. This last species B is captured by 1a *via* nucleophilic addition to generate the intermediate C, which deliver the observed product 4a by intramolecular oxidative coupling similar to literature.<sup>23</sup> Otherwise, due to the poor activity, most of the traditional terminal alkynes involved in the reaction will stop in the intermediate C leading the uncyclized products.

In summary, we have developed an original approach for the synthesis of polysubstituted imidazo[1,2-*a*]pyridines from a mixture of the corresponding 2-aminopyridines, sulfonyl azides and terminal ynones, through CuAAC/ring-cleavage



Scheme 3 Plausible reaction mechanism.

process and generated a highly active intermediate  $\alpha$ -acyl-*N*-sulfonyl ketenimines. More detailed novel reactions and the investigation of new applications of this intermediate are now being undertaken in our laboratory.

## Experimental

### General

All melting points were determined on a Yanaco melting point apparatus and were uncorrected. IR spectra were recorded as KBr pellets on a Nicolet FT-IR 5DX spectrometer. All spectra of <sup>1</sup>H NMR (400 MHz) and <sup>13</sup>C NMR (100 MHz) were recorded on a JEOL JNM-ECA 400 spectrometer in DMSO-*d*<sub>6</sub> or CDCl<sub>3</sub> (otherwise as indicated) with TMS was used as an internal reference and *J* values are given in Hz. HRMS were obtained on a Thermo Scientific Q Exactive Focus Orbitrap LC-MS/MS spectrometer.

### Preparation and characterizations of compounds 4a–4x

**Ethyl-2-((4-methylphenyl)sulfonamido)imidazo[1,2-*a*]pyridine-3-carboxylate (4a).** To a solution of CuI (19.5 mg, 0.10 mmol) in EtOH (3 mL) was added pyridin-2-amine (1a, 94.2 mg, 1 mmol), ethyl propiolate (2a, 147 mg, 1.5 mmol), TsN<sub>3</sub> (295.8 mg, 1.5 mmol). After the mixture was stirred at 80 °C for 6 h (monitored by TLC), the solvent was removed. The residue was purified *via* flash chromatography (silica gel, 25% EtOAc in petroleum ether) to give of product 4a (298.2 mg, 83%) as a white solid, m.p. = 155–157 °C (*R*<sub>f</sub> = 0.3 in 1 : 3 v/v ethyl acetate/60–90 petroleum ether). <sup>1</sup>H NMR (400 MHz, CDCl<sub>3</sub>)  $\delta$  8.94 (s, 1H), 8.80 (s, 1H), 8.07 (d, *J* = 8.4 Hz, 2H), 7.59 (d, *J* = 8.8 Hz, 1H), 7.37 (t, *J* = 8.0 Hz, 1H), 7.27 (d, *J* = 7.2 Hz, 2H), 6.95 (t, *J* = 6.8 Hz, 1H), 4.48–4.43 (m, 2H), 2.37 (s, 3H), 1.44 (t, *J* = 7.2, 3H); <sup>13</sup>C NMR (100 MHz, CDCl<sub>3</sub>)  $\delta$  160.4, 149.0, 146.0, 144.2, 136.8, 129.4 (2C), 128.5, 128.2 (2C), 127.9, 117.0, 114.1, 100.3, 61.0, 21.6, 14.7; IR (KBr)  $\nu$  3257, 2308, 1656, 1550, 1435, 1336, 1220, 1165, 1089 cm<sup>-1</sup>; HRMS (ESI-TOF) (*m/z*). Calcd for C<sub>17</sub>H<sub>17</sub>N<sub>3</sub>O<sub>4</sub>S, [*M* + H]<sup>+</sup> 360.1013, found 360.1006.

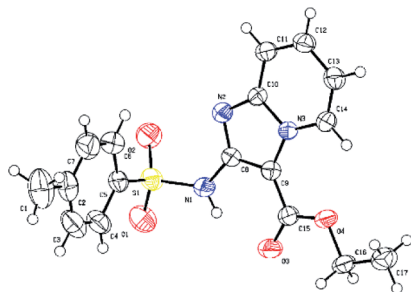


Fig. 2 Single-crystal X-ray analysis of 4a (CCDC 2121234).†

**The products 4b–4x were prepared by the similar procedure**

Ethyl-8-methyl-2-((4-methylphenyl)sulfonamido)imidazo[1,2-*a*]pyridine-3-carboxylate (**4b**) (242.7 mg, 65%), white solid, m.p. = 151–152 °C ( $R_f$  = 0.25 in 1 : 4 v/v ethyl acetate/60–90 petroleum ether).  $^1\text{H}$  NMR (400 MHz,  $\text{CDCl}_3$ )  $\delta$  8.78 (s, 1H), 8.68 (s, 1H), 8.14 (d,  $J$  = 8.0 Hz, 2H), 7.27 (d,  $J$  = 8.0 Hz, 2H), 7.15 (d,  $J$  = 6.8 Hz, 1H), 6.83 (t,  $J$  = 6.8 Hz, 1H), 4.40–4.46 (m, 2H), 2.55 (s, 3H), 2.37 (s, 3H), 1.43 (t,  $J$  = 7.0 Hz, 3H);  $^{13}\text{C}$  NMR (100 MHz,  $\text{CDCl}_3$ )  $\delta$  160.6, 148.4, 146.0, 144.2, 136.7, 129.1 (2C), 128.9 (2C), 127.6, 126.7, 125.6, 113.9, 100.5, 60.9, 21.7, 16.7, 14.7; IR (KBr)  $\nu$  2974, 1654, 1544, 1446, 1359, 1236, 1163, 1087, 1056  $\text{cm}^{-1}$ ; HRMS (ESI) ( $m/z$ ). Calcd for  $\text{C}_{18}\text{H}_{19}\text{N}_3\text{O}_4\text{S}$ ,  $[\text{M} + \text{H}]^+$  374.1169, found 374.1162.

Ethyl-7-ethyl-2-((4-methylphenyl)sulfonamido)imidazo[1,2-*a*]pyridine-3-carboxylate (**4c**) (333.0 mg, 86%), yellow solid, m.p. = 109–111 °C ( $R_f$  = 0.33 in 1 : 3 v/v ethyl acetate/60–90 petroleum ether).  $^1\text{H}$  NMR (400 MHz,  $\text{CDCl}_3$ )  $\delta$  8.81 (s, 2H), 8.06 (d,  $J$  = 7.6 Hz, 2H), 7.39 (s, 1H), 7.27 (d,  $J$  = 7.6 Hz, 2H), 6.80 (d,  $J$  = 6.8 Hz, 1H), 4.46–4.41 (m, 2H), 2.72–2.67 (m, 2H), 2.37 (s, 3H), 1.43 (t,  $J$  = 7.2 Hz, 3H), 1.26 (t,  $J$  = 7.4 Hz, 3H);  $^{13}\text{C}$  NMR (100 MHz,  $\text{CDCl}_3$ )  $\delta$  160.5, 148.8, 146.5, 144.2, 136.8, 129.5 (3C), 128.1 (2C), 127.3, 115.7, 114.4, 100.2, 61.0, 28.5, 21.7, 14.7, 14.2; IR (KBr)  $\nu$  2970, 1656, 1544, 1436, 1384, 1220, 1165, 1085, 864  $\text{cm}^{-1}$ ; HRMS (ESI) ( $m/z$ ). Calcd for  $\text{C}_{19}\text{H}_{21}\text{N}_3\text{O}_4\text{S}$ ,  $[\text{M} + \text{H}]^+$  388.1326, found 388.1326.

Ethyl-5-ethyl-2-((4-methylphenyl)sulfonamido)imidazo[1,2-*a*]pyridine-3-carboxylate (**4d**) (89.5 mg, 23%), yellow solid, m.p. = 105–107 °C ( $R_f$  = 0.25 in 1 : 4 v/v ethyl acetate/60–90 petroleum ether).  $^1\text{H}$  NMR (400 MHz,  $\text{CDCl}_3$ )  $\delta$  8.84 (s, 1H), 8.05 (d,  $J$  = 8.0 Hz, 2H), 7.49 (d,  $J$  = 8.8 Hz, 1H), 7.38 (t,  $J$  = 7.8 Hz, 1H), 7.27 (d,  $J$  = 7.2 Hz, 2H), 6.80 (d,  $J$  = 6.8 Hz, 1H), 4.43–4.38 (m, 2H), 3.13–3.07 (m, 2H), 2.37 (s, 3H), 1.43 (t,  $J$  = 6.8 Hz, 3H), 1.20 (t,  $J$  = 7.2 Hz, 3H);  $^{13}\text{C}$  NMR (100 MHz,  $\text{CDCl}_3$ )  $\delta$  159.7, 150.1, 148.3, 145.3, 144.1, 136.8, 129.5, 129.4 (2C), 128.3 (2C), 114.6, 113.5, 101.9, 61.3, 27.4, 21.7, 14.7, 11.3; IR (KBr)  $\nu$  3263, 2978, 1597, 1519, 1440, 1327, 1159, 1089, 812, 663  $\text{cm}^{-1}$ ; HRMS (ESI) ( $m/z$ ). Calcd for  $\text{C}_{19}\text{H}_{21}\text{N}_3\text{O}_4\text{S}$ ,  $[\text{M} + \text{H}]^+$  388.1326, found 388.1317.

Ethyl-8-methoxy-2-((4-methylphenyl)sulfonamido)imidazo[1,2-*a*]pyridine-3-carboxylate (**4e**) (202.4 mg, 52%), white solid, m.p. = 162–164 °C ( $R_f$  = 0.25 in 1 : 3 v/v ethyl acetate/60–90 petroleum ether).  $^1\text{H}$  NMR (400 MHz,  $\text{CDCl}_3$ )  $\delta$  8.69 (s, 1H), 8.57 (d,  $J$  = 6.4 Hz, 1H), 8.11 (d,  $J$  = 8.0 Hz, 2H), 7.27 (d,  $J$  = 8.4 Hz, 2H), 6.83 (t,  $J$  = 7.4 Hz, 1H), 6.70 (d,  $J$  = 7.6 Hz, 1H), 4.46–4.41 (m, 2H), 3.99 (s, 3H), 2.37 (s, 3H), 1.43 (t,  $J$  = 7.2 Hz, 3H);  $^{13}\text{C}$  NMR (100 MHz,  $\text{CDCl}_3$ )  $\delta$  160.6, 148.3, 148.0, 144.2, 139.9, 137.0, 129.4 (2C), 128.6 (2C), 120.6, 114.1, 106.5, 101.4, 61.1, 56.5, 21.8, 14.7; IR (KBr)  $\nu$  2983, 1656, 1544, 1452, 1267, 1159, 1089, 1012, 665  $\text{cm}^{-1}$ ; HRMS (ESI) ( $m/z$ ). Calcd for  $\text{C}_{18}\text{H}_{19}\text{N}_3\text{O}_5\text{S}$ ,  $[\text{M} + \text{H}]^+$  390.1118, found 390.1112.

Ethyl-2-(phenylsulfonamido)imidazo[1,2-*a*]pyridine-3-carboxylate (**4f**) (303.8 mg, 88%), white solid, m.p. = 116–118 °C ( $R_f$  = 0.25 in 1 : 3 v/v ethyl acetate/60–90 petroleum ether).  $^1\text{H}$  NMR (400 MHz,  $\text{CDCl}_3$ )  $\delta$  8.93 (s, 2H), 8.19 (d,  $J$  = 7.6 Hz, 2H), 7.59 (d,  $J$  = 8.8 Hz, 1H), 7.54 (t,  $J$  = 7.2 Hz, 1H), 7.47 (t,  $J$  = 7.4 Hz, 2H), 7.37 (t,  $J$  = 8.0 Hz, 1H), 6.95 (t,  $J$  = 6.8 Hz, 1H), 4.48–4.42 (m,

2H), 1.44 (t,  $J$  = 7.0 Hz, 3H);  $^{13}\text{C}$  NMR (100 MHz,  $\text{CDCl}_3$ )  $\delta$  160.5, 149.0, 145.9, 139.7, 133.3, 128.8 (2C), 128.6, 128.2 (2C), 127.9, 117.0, 114.1, 100.3, 61.0, 14.7; IR (KBr)  $\nu$  3273, 2983, 1660, 1546, 1440, 1332, 1220, 1166, 1087  $\text{cm}^{-1}$ ; HRMS (ESI) ( $m/z$ ). Calcd for  $\text{C}_{16}\text{H}_{15}\text{N}_3\text{O}_4\text{S}$ ,  $[\text{M} + \text{H}]^+$  346.0856, found 346.0851.

Ethyl-2-((4-chlorophenyl)sulfonamido)imidazo[1,2-*a*]pyridine-3-carboxylate (**4g**) (292.4 mg, 77%), white solid, m.p. = 141–143 °C ( $R_f$  = 0.3 in 1 : 3 v/v ethyl acetate/60–90 petroleum ether).  $^1\text{H}$  NMR (400 MHz,  $\text{CDCl}_3$ )  $\delta$  8.94 (s, 2H), 8.15 (d,  $J$  = 8.0 Hz, 2H), 7.60 (d,  $J$  = 9.2 Hz, 1H), 7.45 (d,  $J$  = 8.0 Hz, 2H), 7.40 (t,  $J$  = 8.0 Hz, 1H), 6.97 (t,  $J$  = 6.6 Hz, 1H), 4.49–4.44 (m, 2H), 1.45 (t,  $J$  = 6.8 Hz, 3H);  $^{13}\text{C}$  NMR (100 MHz,  $\text{CDCl}_3$ )  $\delta$  160.5, 148.8, 145.9, 139.8, 138.2, 129.8 (2C), 129.1 (2C), 128.7, 127.9, 117.0, 114.3, 100.4, 61.1, 14.7; IR (KBr)  $\nu$  3273, 2981, 1660, 1546, 1438, 1334, 1219, 1166, 1082  $\text{cm}^{-1}$ ; HRMS (ESI) ( $m/z$ ). Calcd for  $\text{C}_{16}\text{H}_{14}\text{ClN}_3\text{O}_4\text{S}$ ,  $[\text{M} + \text{H}]^+$  380.0467, found 380.0460.

Ethyl-2-((4-bromophenyl)sulfonamido)imidazo[1,2-*a*]pyridine-3-carboxylate (**4h**) (318.2 mg, 75%), white solid, m.p. = 135–137 °C ( $R_f$  = 0.3 in 1 : 4 v/v ethyl acetate/60–90 petroleum ether).  $^1\text{H}$  NMR (400 MHz,  $\text{CDCl}_3$ )  $\delta$  8.94 (s, 2H), 8.07 (d,  $J$  = 8.0 Hz, 2H), 7.61 (t,  $J$  = 8.2 Hz, 3H), 7.40 (t,  $J$  = 7.8 Hz, 1H), 6.98 (t,  $J$  = 6.6 Hz, 1H), 4.49–4.44 (m, 2H), 1.45 (t,  $J$  = 6.8 Hz, 3H);  $^{13}\text{C}$  NMR (100 MHz,  $\text{CDCl}_3$ )  $\delta$  160.5, 148.6, 143.9, 138.8, 132.1 (2C), 129.9 (2C), 128.7, 128.4, 127.9, 117.0, 114.3, 100.4, 61.2, 14.7; IR (KBr)  $\nu$  2964, 1658, 1546, 1438, 1330, 1217, 1147, 1085, 873, 759  $\text{cm}^{-1}$ ; HRMS (ESI) ( $m/z$ ). Calcd for  $\text{C}_{16}\text{H}_{14}\text{BrN}_3\text{O}_4\text{S}$ ,  $[\text{M} - \text{H}]^-$  421.9815, found 421.9816.

Ethyl-2-((4-(trifluoromethyl)phenyl)sulfonamido)imidazo[1,2-*a*]pyridine-3-carboxylate (**4i**) (272.8 mg, 66%), yellow solid, m.p. = 160–162 °C ( $R_f$  = 0.25 in 1 : 3 v/v ethyl acetate/60–90 petroleum ether).  $^1\text{H}$  NMR (400 MHz,  $\text{CDCl}_3$ )  $\delta$  8.94 (d,  $J$  = 6.4 Hz, 1H), 8.34 (d,  $J$  = 8.0 Hz, 2H), 7.75 (d,  $J$  = 8.0 Hz, 2H), 7.61 (d,  $J$  = 8.8 Hz, 1H), 7.42 (t,  $J$  = 7.8 Hz, 1H), 7.00 (t,  $J$  = 6.6 Hz, 1H), 4.50–4.45 (m, 2H), 1.46 (t,  $J$  = 7.0 Hz, 3H) (N–H signals obscured);  $^{13}\text{C}$  NMR (100 MHz,  $\text{CDCl}_3$ )  $\delta$  160.5, 148.5, 145.8, 143.2, 135.0 (q,  $J$  = 32.8 Hz, 1C), 129.0, 128.8 (2C), 128.0, 126.0 (q,  $J$  = 3.8 Hz, 2C), 121.9 (q,  $J$  = 271.3 Hz, 1C), 117.0, 114.5, 100.6, 61.3, 14.7; IR (KBr)  $\nu$  3273, 2985, 1664, 1546, 1438, 1321, 1166, 1128, 1087, 1060  $\text{cm}^{-1}$ ; HRMS (ESI) ( $m/z$ ). Calcd for  $\text{C}_{17}\text{H}_{14}\text{F}_3\text{N}_3\text{O}_4\text{S}$ ,  $[\text{M} + \text{H}]^+$  414.0730, found 414.0730.

Ethyl-2-((4-methoxyphenyl)sulfonamido)imidazo[1,2-*a*]pyridine-3-carboxylate (**4j**) (217.6 mg, 58%), yellow solid, m.p. = 135–137 °C ( $R_f$  = 0.3 in 1 : 2 v/v ethyl acetate/60–90 petroleum ether).  $^1\text{H}$  NMR (400 MHz,  $\text{CDCl}_3$ )  $\delta$  8.95 (s, 1H), 8.79 (s, 1H), 8.12 (d,  $J$  = 8.0 Hz, 2H), 7.60 (d,  $J$  = 8.8 Hz, 1H), 7.37 (t,  $J$  = 8.0 Hz, 1H), 6.97–6.92 (m, 3H), 4.48–4.43 (m, 2H), 3.82 (s, 3H), 1.44 (t,  $J$  = 7.0 Hz, 3H);  $^{13}\text{C}$  NMR (100 MHz,  $\text{CDCl}_3$ )  $\delta$  163.4, 160.5, 149.0, 146.0, 131.3, 130.5 (2C), 128.5, 127.9, 117.0, 114.1, 113.9 (2C), 100.3, 61.0, 55.6, 14.7; IR (KBr)  $\nu$  3363, 1685, 1546, 1442, 1325, 1219, 1159, 1085, 773  $\text{cm}^{-1}$ ; HRMS (ESI) ( $m/z$ ). Calcd for  $\text{C}_{17}\text{H}_{17}\text{N}_3\text{O}_5\text{S}$ ,  $[\text{M} + \text{H}]^+$  376.0962, found 376.0956.

Ethyl-2-(methylsulfonamido)imidazo[1,2-*a*]pyridine-3-carboxylate (**4k**) (172.8 mg, 61%), yellow solid, m.p. = 145–147 °C ( $R_f$  = 0.22 in 1 : 2 v/v ethyl acetate/60–90 petroleum ether).  $^1\text{H}$  NMR (400 MHz,  $\text{CDCl}_3$ )  $\delta$  9.05 (s, 1H), 8.49 (s, 1H), 7.64 (d,  $J$  = 8.8 Hz, 1H), 7.44 (t,  $J$  = 8.0 Hz, 1H), 7.02 (t,  $J$  = 7.0 Hz, 1H), 4.50–4.45 (m, 2H), 3.51 (s, 3H), 1.46 (t,  $J$  = 7.0 Hz, 3H);  $^{13}\text{C}$

NMR (100 MHz, CDCl<sub>3</sub>)  $\delta$  160.3, 149.1, 146.0, 128.9, 128.0, 116.8, 114.3, 100.3, 61.1, 42.1, 14.7; IR (KBr)  $\nu$  3294, 2983, 1662, 1546, 1438, 1328, 1219, 1153, 1085, 758 cm<sup>-1</sup>; HRMS (ESI) (*m/z*). Calcd for C<sub>11</sub>H<sub>13</sub>N<sub>3</sub>O<sub>4</sub>S, [M + H]<sup>+</sup> 284.0700, found 284.0693.

Ethyl-2-(ethylsulfonamido)imidazo[1,2-*a*]pyridine-3-carboxylate (**4l**) (193.2 mg, 65%), brown solid, m.p. = 114–116 °C (*R*<sub>f</sub> = 0.20 in 1 : 4 v/v ethyl acetate/60–90 petroleum ether). <sup>1</sup>H NMR (400 MHz, CDCl<sub>3</sub>)  $\delta$  9.05 (s, 1H), 8.37 (s, 1H), 7.64 (d, *J* = 8.8 Hz, 1H), 7.43 (t, *J* = 7.8 Hz, 1H), 7.02 (t, *J* = 6.8 Hz, 1H), 4.51–4.46 (m, 2H), 3.75–3.69 (m, 2H), 1.47–1.43 (m, 6H); <sup>13</sup>C NMR (100 MHz, CDCl<sub>3</sub>)  $\delta$  160.4, 149.3, 146.0, 128.8, 128.0, 116.8, 114.3, 100.3, 61.1, 48.2, 14.7, 8.2; IR (KBr)  $\nu$  3363, 1685, 1546, 1440, 1325, 1219, 1157, 1085, 773 cm<sup>-1</sup>; HRMS (ESI) (*m/z*). Calcd for C<sub>12</sub>H<sub>15</sub>N<sub>3</sub>O<sub>4</sub>S, [M + H]<sup>+</sup> 298.0856, found 298.0850.

Ethyl-2-(propylsulfonamido)imidazo[1,2-*a*]pyridine-3-carboxylate (**4m**) (236.5 mg, 76%), white solid, m.p. = 129–130 °C (*R*<sub>f</sub> = 0.30 in 1 : 4 v/v ethyl acetate/60–90 petroleum ether). <sup>1</sup>H NMR (400 MHz, CDCl<sub>3</sub>)  $\delta$  9.04 (s, 1H), 8.40 (s, 1H), 7.63 (d, *J* = 8.8 Hz, 1H), 7.43 (t, *J* = 8.0 Hz, 1H), 7.01 (t, *J* = 6.8 Hz, 1H), 4.50–4.44 (m, 2H), 3.66 (t, *J* = 7.8 Hz, 2H), 1.99–1.90 (m, 2H), 1.45 (t, *J* = 7.2 Hz, 3H), 1.07 (t, *J* = 7.4 Hz, 3H); <sup>13</sup>C NMR (100 MHz, CDCl<sub>3</sub>)  $\delta$  160.3, 149.2, 146.0, 128.8, 128.0, 116.8, 114.2, 100.2, 61.1, 55.4, 17.2, 14.2, 12.9; IR (KBr)  $\nu$  3363, 1685, 1544, 1440, 1365, 1325, 1274, 1219, 1157, 1085 cm<sup>-1</sup>; HRMS (ESI) (*m/z*). Calcd for C<sub>13</sub>H<sub>17</sub>N<sub>3</sub>O<sub>4</sub>S, [M + H]<sup>+</sup> 312.1013, found 312.1006.

Ethyl-2-((2-methylpropyl)sulfonamido)imidazo[1,2-*a*]pyridine-3-carboxylate (**4n**) (214.6 mg, 66%), white solid, m.p. = 114–116 °C (*R*<sub>f</sub> = 0.30 in 1 : 2 v/v ethyl acetate/60–90 petroleum ether). <sup>1</sup>H NMR (400 MHz, DMSO-*d*<sub>6</sub>)  $\delta$  9.30 (s, 1H), 9.10 (d, *J* = 6.8 Hz, 1H), 7.71 (d, *J* = 9.2 Hz, 1H), 7.59 (t, *J* = 8.0 Hz, 1H), 7.22 (t, *J* = 6.8 Hz, 1H), 4.41–4.36 (m, 2H), 3.57 (d, *J* = 6.4 Hz, 2H), 2.29–2.19 (m, 1H), 1.36 (t, *J* = 6.8 Hz, 3H), 1.05 (d, *J* = 6.8 Hz, 6H); <sup>13</sup>C NMR (100 MHz, DMSO-*d*<sub>6</sub>)  $\delta$  159.8, 147.8, 144.8, 129.3, 127.8, 116.2, 114.7, 101.0, 60.6, 60.4, 24.2, 22.1 (2C), 14.3; IR (KBr)  $\nu$  2964, 1658, 1546, 1438, 1330, 1217, 1147, 1085 cm<sup>-1</sup>; HRMS (ESI) (*m/z*). Calcd for C<sub>14</sub>H<sub>19</sub>N<sub>3</sub>O<sub>4</sub>S, [M + H]<sup>+</sup> 326.1169, found 326.1163.

Methyl-2-((4-methylphenyl)sulfonamido)imidazo[1,2-*a*]pyridine-3-carboxylate (**4o**) (276.2 mg, 80%), white solid, m.p. = 144–146 °C (*R*<sub>f</sub> = 0.30 in 1 : 5 v/v ethyl acetate/60–90 petroleum ether). <sup>1</sup>H NMR (400 MHz, CDCl<sub>3</sub>)  $\delta$  8.90 (s, 1H), 8.69 (s, 1H), 8.03 (d, *J* = 7.6 Hz, 2H), 7.54 (d, *J* = 8.8 Hz, 1H), 7.33 (t, *J* = 8.0 Hz, 1H), 7.22 (d, *J* = 7.6 Hz, 2H), 6.90 (t, *J* = 7.0 Hz, 1H), 3.93 (s, 3H), 2.32 (s, 3H); <sup>13</sup>C NMR (100 MHz, CDCl<sub>3</sub>)  $\delta$  160.7, 149.0, 146.0, 144.2, 136.8, 129.4 (2C), 128.6, 128.3 (2C), 127.9, 117.0, 114.1, 100.2, 51.8, 21.6; IR (KBr)  $\nu$  3282, 2954, 1691, 1664, 1544, 1450, 1332, 1222, 1163, 1085 cm<sup>-1</sup>; HRMS (ESI) (*m/z*). Calcd for C<sub>16</sub>H<sub>15</sub>N<sub>3</sub>O<sub>4</sub>S, [M + H]<sup>+</sup> 346.0856, found 346.0850.

*Tert*-butyl 2-((4-methylphenyl)sulfonamido)imidazo[1,2-*a*]pyridine-3-carboxylate (**4p**) (329.3 mg, 85%), white solid, m.p. = 145–147 °C (*R*<sub>f</sub> = 0.25 in 1 : 6 v/v ethyl acetate/60–90 petroleum ether). <sup>1</sup>H NMR (400 MHz, CDCl<sub>3</sub>)  $\delta$  8.87 (s, 2H), 8.01 (d, *J* = 8.0 Hz, 2H), 7.54 (d, *J* = 9.2 Hz, 1H), 7.30 (t, *J* = 8.0 Hz, 1H), 7.22 (d, *J* = 8.4 Hz, 2H), 6.88 (t, *J* = 6.8 Hz, 1H), 2.32 (s, 3H), 1.60 (s, 9H); <sup>13</sup>C NMR (100 MHz, CDCl<sub>3</sub>)  $\delta$  160.1, 148.7, 145.7, 144.1, 137.0, 129.8, 129.5 (2C), 128.2 (2C), 127.7, 117.0, 113.9, 101.2,

83.4, 28.7 (3C), 21.7; IR (KBr)  $\nu$  2978, 1658, 1544, 1438, 1334, 1263, 1165, 1085 cm<sup>-1</sup>; HRMS (ESI) (*m/z*). Calcd for C<sub>19</sub>H<sub>21</sub>N<sub>3</sub>O<sub>4</sub>S, [M + H]<sup>+</sup> 388.1326, found 388.1317.

*N*-(3-acetylimidazo[1,2-*a*]pyridin-2-yl)-4-methylbenzene sulfonamide (**4q**) (256.8 mg, 78%), yellow solid, m.p. = 176–178 °C (*R*<sub>f</sub> = 0.25 in 1 : 1 v/v ethyl acetate/60–90 petroleum ether). <sup>1</sup>H NMR (400 MHz, CDCl<sub>3</sub>)  $\delta$  9.36 (d, *J* = 7.2 Hz, 1H), 7.91 (d, *J* = 7.6 Hz, 2H), 7.86 (t, *J* = 7.8 Hz, 1H), 7.70 (d, *J* = 8.8 Hz, 1H), 7.41 (s, 1H), 7.27 (d, *J* = 7.6 Hz, 3H), 2.54 (s, 3H), 2.39 (s, 3H); <sup>13</sup>C NMR (100 MHz, CDCl<sub>3</sub>)  $\delta$  165.5, 152.0, 149.5, 142.5, 140.0, 137.0, 129.3 (2C), 128.5, 126.6 (2C), 126.4, 117.3, 103.2, 25.1, 21.5; IR (KBr)  $\nu$  3051, 1598, 1552, 1513, 1261, 1139, 1080, 827 cm<sup>-1</sup>; HRMS (ESI) (*m/z*). Calcd for C<sub>16</sub>H<sub>15</sub>N<sub>3</sub>O<sub>3</sub>S, [M + H]<sup>+</sup> 330.0907, found 330.0902.

*N*-(3-Hexanoylimidazo[1,2-*a*]pyridin-2-yl)-4-methylbenzene sulfonamide (**4r**) (273.6 mg, 71%), brown solid, m.p. = 112–114 °C (*R*<sub>f</sub> = 0.25 in 1 : 1 v/v ethyl acetate/60–90 petroleum ether). <sup>1</sup>H NMR (400 MHz, CDCl<sub>3</sub>)  $\delta$  9.39 (d, *J* = 7.2 Hz, 1H), 7.91 (d, *J* = 7.6 Hz, 2H), 7.84 (t, *J* = 7.8 Hz, 1H), 7.72 (d, *J* = 8.8 Hz, 1H), 7.39 (s, 1H), 7.27 (d, *J* = 7.2 Hz, 3H), 2.74 (t, *J* = 7.6 Hz, 2H), 2.39 (s, 3H), 1.76–1.67 (m, 2H), 1.32 (s, 4H), 0.89 (t, *J* = 6.2 Hz, 3H); <sup>13</sup>C NMR (100 MHz, CDCl<sub>3</sub>)  $\delta$  169.4, 152.2, 149.6, 142.5, 140.0, 136.8, 129.3 (2C), 128.6, 126.7 (2C), 126.6, 117.2, 102.7, 38.7, 31.5, 28.4, 22.5, 21.6, 14.0; IR (KBr)  $\nu$  3118, 2926, 1598, 1550, 1415, 1280, 1139, 1080 cm<sup>-1</sup>; HRMS (ESI) (*m/z*). Calcd for C<sub>20</sub>H<sub>23</sub>N<sub>3</sub>O<sub>3</sub>S, [M + H]<sup>+</sup> 386.1533, found 386.1525.

Ethyl-3-((6-methylpyridin-2-yl)amino)-3-(tosylimino)propanoate (**4s**) (93.9 mg, 25%), yellow solid, m.p. = 149–151 °C (*R*<sub>f</sub> = 0.25 in 1 : 4 v/v ethyl acetate/60–90 petroleum ether). <sup>1</sup>H NMR (400 MHz, DMSO-*d*<sub>6</sub>)  $\delta$  10.94 (s, 1H), 7.85 (d, *J* = 8.0 Hz, 1H), 7.73–7.68 (m, 3H), 7.37 (d, *J* = 7.6 Hz, 2H), 7.06 (d, *J* = 7.2 Hz, 1H), 4.11–4.06 (m, 2H), 4.02 (s, 2H), 2.41 (s, 3H), 2.36 (s, 3H), 1.17 (t, *J* = 6.8 Hz, 3H); <sup>13</sup>C NMR (100 MHz, DMSO-*d*<sub>6</sub>)  $\delta$  166.8, 158.3, 156.9, 150.0, 142.4, 139.9, 138.6, 129.4 (3C), 125.9 (2C), 120.2, 112.3, 60.9, 23.4, 20.9, 13.9; IR (KBr)  $\nu$  3286, 2983, 1737, 1597, 1541, 1452, 1280, 1145, 1087 cm<sup>-1</sup>; HRMS (ESI) (*m/z*). Calcd for C<sub>18</sub>H<sub>21</sub>N<sub>3</sub>O<sub>4</sub>S, [M + H]<sup>+</sup> 376.1326, found 376.1319.

Ethyl-3-((6-methoxypyridin-2-yl)amino)-3-(tosylimino)propanoate (**4t**) (234.6 mg, 60%), white solid, m.p. = 123–125 °C (*R*<sub>f</sub> = 0.25 in 1 : 4 v/v ethyl acetate/60–90 petroleum ether). <sup>1</sup>H NMR (400 MHz, DMSO-*d*<sub>6</sub>)  $\delta$  10.74 (s, 1H), 7.71 (t, *J* = 9.2 Hz, 3H), 7.63 (d, *J* = 6.8 Hz, 1H), 7.37 (d, *J* = 7.6 Hz, 2H), 6.61 (d, *J* = 7.6 Hz, 1H), 4.12–4.05 (m, 4H), 3.83 (s, 3H), 2.37 (s, 3H), 1.18 (t, *J* = 6.0 Hz, 3H); <sup>13</sup>C NMR (100 MHz, DMSO-*d*<sub>6</sub>)  $\delta$  166.9, 162.3, 158.3, 148.4, 142.5, 141.1, 139.8, 129.4 (3C), 126.0 (2C), 107.5, 106.9, 60.9, 53.2, 20.9, 13.9; IR (KBr)  $\nu$  3288, 2983, 1739, 1597, 1543, 1463, 1423, 1145, 1089, 1024 cm<sup>-1</sup>; HRMS (ESI) (*m/z*). Calcd for C<sub>18</sub>H<sub>21</sub>N<sub>3</sub>O<sub>5</sub>S, [M + H]<sup>+</sup> 392.1275, found 392.1268.

4-Methyl-*N*-(3-(*m*-tolyl)imidazo[1,2-*a*]pyridin-2-yl)benzene sulfonamide (**4u**) (98.0 mg, 26%), brown solid, m.p. = 192–194 °C (*R*<sub>f</sub> = 0.25 in 1 : 2 v/v ethyl acetate/60–90 petroleum ether). <sup>1</sup>H NMR (400 MHz, DMSO-*d*<sub>6</sub>)  $\delta$  8.74 (s, 1H), 8.09–8.03 (m, 2H), 7.66 (d, *J* = 7.2 Hz, 2H), 7.37 (d, *J* = 8.8 Hz, 1H), 7.26–7.25 (m, 3H), 7.21 (d, *J* = 7.2 Hz, 1H), 7.02 (t, *J* = 6.4 Hz, 1H), 6.98 (d, *J* = 7.2 Hz, 1H), 6.90 (s, 1H), 2.34 (s, 3H), 2.24 (s, 3H); <sup>13</sup>C NMR (100 MHz, DMSO-*d*<sub>6</sub>)  $\delta$  178.0, 162.5, 146.5, 141.4, 140.1, 138.0, 137.5, 135.4, 130.1, 128.62, 128.60 (2C), 126.9 (2C), 125.3,

122.1, 116.1, 115.7, 95.9, 21.0, 20.9; IR (KBr)  $\nu$  3057, 1747, 1566, 1467, 1336, 1278, 1145, 1082  $\text{cm}^{-1}$ ; HRMS (ESI) ( $m/z$ ). Calcd for  $\text{C}_{21}\text{H}_{19}\text{N}_3\text{O}_2\text{S}$ ,  $[\text{M} + \text{H}]^+$  378.1271, found 378.1267.

*N*-(Pyridin-2-yl)-2-(*m*-tolyl)-*N'*-tosylacetimidamide (**4v**) (141.2 mg, 37%), yellow solid, m.p. = 103–105 °C ( $R_f$  = 0.3 in 1 : 4 v/v ethyl acetate/60–90 petroleum ether).  $^1\text{H}$  NMR (400 MHz,  $\text{CDCl}_3$ )  $\delta$  8.15 (s, 2H), 7.90 (d,  $J$  = 7.6 Hz, 2H), 7.59 (t,  $J$  = 7.6 Hz, 2H), 7.32–7.26 (m, 3H), 7.15–6.99 (m, 4H), 4.42 (s, 2H), 2.43 (s, 3H), 2.32 (s, 3H);  $^{13}\text{C}$  NMR (100 MHz,  $\text{CDCl}_3$ )  $\delta$  163.8, 150.2, 147.9, 142.9, 140.0, 139.5, 138.4, 132.5, 130.8, 129.6, 129.5 (2C), 129.3, 127.1, 126.6 (2C), 120.8, 115.4, 40.5, 21.6, 21.4; IR (KBr)  $\nu$  3358, 3278, 1597, 1566, 1527, 1435, 1280, 1143, 1085  $\text{cm}^{-1}$ ; HRMS (ESI) ( $m/z$ ). Calcd for  $\text{C}_{21}\text{H}_{21}\text{N}_3\text{O}_2\text{S}$ ,  $[\text{M} + \text{H}]^+$  380.1427, found 380.1421.

2-(4-Methoxyphenyl)-*N*-(pyridin-2-yl)-*N'*-tosylacetimidamide (**4x**) (130.5 mg, 33%), yellow solid, m.p. = 137–139 °C ( $R_f$  = 0.3 in 1 : 2 v/v ethyl acetate/60–90 petroleum ether).  $^1\text{H}$  NMR (400 MHz,  $\text{CDCl}_3$ )  $\delta$  8.17 (s, 1H), 8.11 (s, 1H), 7.90 (d,  $J$  = 7.6 Hz, 2H), 7.60 (t,  $J$  = 8.0 Hz, 1H), 7.50 (s, 1H), 7.32 (d,  $J$  = 7.6 Hz, 2H), 7.24 (t,  $J$  = 7.0 Hz, 2H), 7.01 (t,  $J$  = 5.8 Hz, 1H), 6.94 (d,  $J$  = 6.8 Hz, 2H), 4.42 (s, 2H), 3.81 (s, 3H), 2.44 (s, 3H);  $^{13}\text{C}$  NMR (100 MHz,  $\text{CDCl}_3$ )  $\delta$  164.2, 159.7, 150.2, 148.0, 142.9, 140.0, 138.4, 131.5, 129.5 (3C), 126.6 (3C), 124.2, 120.9, 115.3, 115.2, 55.4, 39.9, 21.6; IR (KBr)  $\nu$  3358, 2837, 1597, 1512, 1433, 1247, 1143, 1085  $\text{cm}^{-1}$ ; HRMS (ESI) ( $m/z$ ). Calcd for  $\text{C}_{21}\text{H}_{21}\text{N}_3\text{O}_3\text{S}$ ,  $[\text{M} + \text{H}]^+$  396.1377, found 396.1369.

All NMR spectra please see ESI Section 3.†

## Conflicts of interest

There are no conflicts to declare.

## Acknowledgements

We thank the Foundation and Applied Basic Research Fund project of Guangdong Province of China (2019A1515110918); Science and Technology Planning Program of Zhanjiang (2021A05247); Medical Scientific Research Foundation of Guangdong Province (A2021037 and A2020202); Key Discipline Construction Project of Guangdong Medical University (4SG22004G); Innovation and Entrepreneurship Team Leads the Pilot Program of Zhanjiang (2020LHJH005) and the Science and technology program of Guangdong Province (2019B090905011) for support.

## Notes and references

- (a) U. B. Karale, A. U. Shinde, D. A. Babar, K. G. Sangu, S. K. Vagolu, V. K. Eruva, S. S. Jadav, S. Misra, S. Dharmarajan and H. B. Rode, *Arch. Pharm.*, 2021, **354**, e2000419; (b) A. Muthengi, V. K. Wimalasena, H. O. Yosief, M. J. Bikowitz, L. H. Sigua, T. Wang, D. Li, Z. Gaieb, G. Dhawan, S. Liu, J. Erickson, R. E. Amaro, E. Schönbrunn, J. Qi and W. Zhang, *J. Med. Chem.*, 2021, **64**, 5787; (c) A. K. Bagdi, S. Santra, K. Monir and A. Hajra, *Chem. Commun.*, 2015, **51**, 1555; (d) F. Zeng and M. M. Goodman, *Curr. Top. Med. Chem.*, 2013, **13**, 909; (e) J. M. Monti, D. W. Spence, S. R. Pandi-Perumal, S. Z. Langer and R. Hardeland, *Clin. Med.: Ther.*, 2009, **1**, 123; (f) C. EnguehardGueiffier and A. Gueiffier, *Mini-Rev. Med. Chem.*, 2007, **7**, 888; (g) H. Heitsch, *Curr. Med. Chem.*, 2002, **9**, 913.
- (a) C. Wei, J. Huang, Y. Luo, S. Wang, S. Wu, Z. Xing and J. Chen, *Pestic. Biochem. Physiol.*, 2021, **175**, 104857; (b) O. Ebenezer, P. Awolade, N. Koorbanally and P. Singh, *Chem. Biol. Drug Des.*, 2019, **1**; (c) N. M. Shukla, D. B. Salunke, E. Yoo, C. A. Mutz, R. Balakrishna and S. A. David, *Bioorg. Med. Chem.*, 2012, **20**, 5850; (d) T. H. Al-Tel, R. A. Al-Qawasmeh and R. Zaarour, *Eur. J. Med. Chem.*, 2011, **46**, 1874.
- (a) S. R. Sagar, D. P. Singh, R. D. Das, N. B. Panchal, V. Sudarsanam, M. Nivsarkar and K. K. Vasu, *Bioorg. Med. Chem.*, 2021, **36**, 116091; (b) R. N. Rao, B. Mm, B. Maiti, R. Thakuria and K. Chanda, *ACS Comb. Sci.*, 2018, **20**, 164; (c) R. B. Lacerda, C. K. F. de Lima, L. L. da Silva, N. C. Romeiro, A. L. P. Miranda, E. J. Barreiro and C. A. M. Fraga, *Bioorg. Med. Chem.*, 2009, **17**, 74.
- (a) A. Hartwich, N. Zdzenicka, D. Schols, G. Andrei, R. Snoeck and I. E. Głowacka, *Nucleosides, Nucleotides Nucleic Acids*, 2020, **39**, 542; (b) G. C. Moraski, L. D. Markley, P. A. Hipskind, H. Boshoff, S. Cho, S. G. Franzblau and M. J. Miller, *ACS Med. Chem. Lett.*, 2011, **2**, 466; (c) I. Vliegen, J. Paeshuyse, T. D. Burghgraeve, L. S. Lehman, M. Paulson, I.-H. Shih, E. Mabery, N. Boddeker, E. D. Clercq, H. Reiser, D. Oare, W. A. Lee, W. Zhong, S. Bondy, G. Pürstinger and J. Neyts, *J. Hepatol.*, 2009, **50**, 999; (d) K. S. Gudmundsson, J. D. Williams, J. C. Drach and L. B. Townsend, *J. Med. Chem.*, 2003, **46**, 1449.
- (a) D. C. D. Santos, J. Rafique, S. Saba, G. M. Almeida, T. Siminski, C. Pádua, D. W. Filho, A. Zamoner, A. L. Braga, R. C. Pedrosa and F. Ourique, *J. Biochem. Mol. Toxicol.*, 2021, **35**, e22663; (b) D. K. Sigalapalli, G. Kiranmai, G. P. Devi, R. Tokala, S. Sana, C. Tripura, G. S. Jadhav, M. Kadagathur, N. Shankaraiah, N. Nagesh, B. N. Babu and N. D. Tangellamudi, *Bioorg. Med. Chem.*, 2021, **43**, 116277; (c) M. Matsumura, T. Takahashi, H. Yamauchi, S. Sakuma, Y. Hayashi, T. Hyodo, T. Obata, K. Yamaguchi, Y. Fujiwara and S. Yasuike, *Beilstein J. Org. Chem.*, 2020, **16**, 1075; (d) J.-B. Xi, Y.-F. Fang, B. Frett, M.-L. Zhu, T. Zhu, Y.-N. Kong, F.-J. Guan, Y. Zhao, X.-W. Zhang, H.-Y. Li, M.-L. Ma and W. Hu, *Eur. J. Med. Chem.*, 2017, **126**, 1083; (e) O. Kim, Y. Jeong, H. Lee, S.-S. Hong and S. Hong, *J. Med. Chem.*, 2011, **54**, 2455.
- D. Dheer, K. R. Reddy, S. K. Rath, P. L. Sangwan, P. Das and R. Shankar, *RSC Adv.*, 2016, **6**, 38033.
- N. Chernyak and V. Gevorgyan, *Angew. Chem.*, 2010, **122**, 2803.
- (a) A. N. Edinoff, N. Wu, Y. T. Ghaffar, R. Prejean, R. Gremillion, M. Cogburn, A. A. Chami, A. M. Kaye and A. D. Kaye, *Health. Psychol. Res.*, 2021, **9**, 24927; (b) G. Richter, V. W. Y. Liao, P. K. Ahring and M. Chebib, *Front. Neurosci.*, 2020, **14**, 599812; (c) R. Rosenberg, P. Murphy, G. Zammit, D. Mayleben, D. Kumar, S. Dhadda,

- G. Filippov, A. LoPresti and M. Moline, *JAMA Netw. Open*, 2019, **2**, e1918254.
- 9 K. Bagdi, M. Rahman, S. Santra, A. Majee and A. Hajra, *Adv. Synth. Catal.*, 2013, **355**, 1741.
- 10 (a) A. Heidari, *J. Data Min. Genomics Proteomics*, 2016, **7**, e125; (b) Y. Maruyama, K. Anami, M. Terasawa, K. Goto, T. Imayoshi, Y. Kadobe and Y. Mizushima, *Arzneimittelforschung*, 1981, **31**, 1111.
- 11 Y. Abe, H. Kayakiri, S. Satoh, T. Inoue, Y. Sawada, N. Inamura, M. Asano, I. Aramori, C. Hatori, H. Sawai, T. Oku and H. Tanaka, *J. Med. Chem.*, 1998, **41**, 4587.
- 12 (a) Y. Wu, L. Li, K. Wen, J. Deng, J. Chen, J. Shi, T. Wu, J. Pang and X. Tang, *J. Org. Chem.*, 2021, **86**, 12394; (b) R. Semwal, C. Ravi, S. Saxena and S. Adimurthy, *J. Org. Chem.*, 2019, **84**, 14151; (c) K. Sun, S. Mu, Z. Liu, R. Feng, Y. Li, K. Pang and B. Zhang, *Org. Biomol. Chem.*, 2018, **16**, 6655.
- 13 (a) R. Semwal, G. Badhani and S. Adimurthy, *Chem. Commun.*, 2022, **58**, 1585; (b) X. Chen, P. Sun, B. Mo, C. Chen and J. Peng, *J. Org. Chem.*, 2021, **86**, 352; (c) J. A. Tali, G. Kumar, D. Singh and R. Shankar, *Org. Biomol. Chem.*, 2021, **19**, 9401; (d) A. Joshi, R. Semwal, E. Suresh and S. Adimurthy, *Chem. Commun.*, 2019, **55**, 10888.
- 14 (a) H. Yao, X. Zhong, B. Wang, S. Lin, L. Liu and Z. Yan, *Org. Biomol. Chem.*, 2021, **19**, 3479; (b) J. Rakhtshah and F. Yaghoobi, *Int. J. Biol. Macromol.*, 2019, **139**, 904.
- 15 D. S. Nipate, S. Jaspal, V. N. Shinde, K. Rangan and A. Kumar, *Org. Lett.*, 2021, **23**, 1373.
- 16 Z. Hu, J. Hou, J. Liu, W. Yu and J. Chang, *Org. Biomol. Chem.*, 2018, **16**, 5653.
- 17 (a) F. Vuillermet, J. Bourret and G. Pelletier, *J. Org. Chem.*, 2021, **86**, 388; (b) Y. Yuan, Z. Zhou, L. Zhang, L. S. Li and A. Lei, *Org. Lett.*, 2021, **23**, 5932.
- 18 (a) R. Semwal, C. Ravi, R. Kumar, R. Meena and S. Adimurthy, *J. Org. Chem.*, 2019, **84**, 792; (b) R. Q. Tran, S. A. Jacoby, K. E. Roberts, W. A. Swann, N. W. Harris, L. P. Dinh, E. L. Denison and L. Yet, *RSC Adv.*, 2019, **9**, 17778; (c) Y. Liu, W. Wang, J. Han and J. Sun, *Org. Biomol. Chem.*, 2017, **15**, 9311; (d) S. Samanta, S. Jana, S. Mondal, K. Monir, S. K. Chandra and A. Hajra, *Org. Biomol. Chem.*, 2016, **14**, 5073; (e) D. Dheer, K. R. Reddy, S. K. Rath, P. L. Sangwan, P. Das and R. Shankar, *RSC Adv.*, 2016, **6**, 38033; (f) X. Xiao, Y. Xie, S. Bai, Y. Deng, H. Jiang and W. Zeng, *Org. Lett.*, 2015, **17**, 3998.
- 19 (a) H. D. de Salles, T. L. da Silva, C. S. Radatz, R. F. Affeldt, E. V. Benvenuto and P. H. Schneider, *J. Braz. Chem. Soc.*, 2019, **30**, 1825; (b) J. B. Bharate, S. K. Guru, S. K. Jain, S. Meena, P. P. Singh, S. Bhushan, B. Singh, S. B. Bharate and R. A. Vishwakarma, *RSC Adv.*, 2013, **3**, 20869; (c) S. K. Guchhait, A. L. Chandgude and G. Priyadarshani, *J. Org. Chem.*, 2012, **77**, 4438; (d) H. Yan, R. Yan, S. Yang, X. Gao, Y. Wang, G. Huang and Y. Liang, *Chem.-Asian J.*, 2012, **7**, 2028; (e) T. Palani, K. Park, M. R. Kumar, H. M. Jung and S. Lee, *Eur. J. Org. Chem.*, 2012, 5038; (f) S. Mishra and R. Ghosh, *Synlett*, 2011, 3463; (g) N. Chernyak and V. Gevorgyan, *Angew. Chem., Int. Ed.*, 2010, **49**, 2743; (h) P. Liu, L. Fang, X. Lei and G. Lin, *Tetrahedron Lett.*, 2010, **51**, 4605.
- 20 (a) S. Bahadorikhalili, M. Divar, T. Damghani, F. Moeini, S. Ghassamipour, A. Iraj, M. A. Miller, B. Larijani and M. Mahdavi, *J. Organomet. Chem.*, 2021, **939**, 121773; (b) S. H. Kim, S. H. Park, J. H. Choi and S. Chang, *Chem.-Asian J.*, 2011, **6**, 2618; (c) I. Bae, H. Han and S. Chang, *J. Am. Chem. Soc.*, 2005, **127**, 2038; (d) S. H. Cho, E. J. Yoo, I. Bae and S. Chang, *J. Am. Chem. Soc.*, 2005, **127**, 16046.
- 21 (a) C. Najera, L. K. Sydnes and M. Yus, *Chem. Rev.*, 2019, **119**, 11110; (b) M. Nallagangula and K. Namitharan, *Org. Lett.*, 2017, **19**, 3536; (c) C. Shao, Q. Zhang and G. Cheng, *Eur. J. Org. Chem.*, 2013, **2013**, 6443; (d) P. V. Ramachandran, M. T. Rudd and M. V. R. Reddy, *Tetrahedron Lett.*, 2005, **46**, 2547.
- 22 (a) W. Yang, Y. Zhao, Q. Bu, L. Li, B. Zhou and Z. Huang, *Org. Lett.*, 2022, **24**, 457; (b) Y. Zhao, L. Li, Z. Zhou, M. Chen, W. Yang and H. Luo, *Org. Biomol. Chem.*, 2021, **19**, 3868; (c) X. Luo, Y. Zhao, S. Tao, Z.-T. Yang, H. Luo and W. Yang, *RSC Adv.*, 2021, **11**, 31152; (d) W. Yang, D. Huang, X. Zeng, J. Zhang, X. Wang and Y. Hu, *Tetrahedron*, 2019, **75**, 381; (e) W. Yang, D. Huang, X. Zeng, D. Luo, X. Wang and Y. Hu, *Chem. Commun.*, 2018, **54**, 8222.
- 23 X. Li, *J. Chem. Res.*, 2012, **36**, 525.