



OPEN ACCESS

Original research

Benefit–harm analysis of azithromycin for the prevention of acute exacerbations of chronic obstructive pulmonary disease

Safa Ahmadian,¹ Don D Sin,^{2,3} Larry Lynd,¹ Mark Harrison,¹ Mohsen Sadatsafavi ^{1,2}

► Additional supplemental material is published online only. To view, please visit the journal online (<http://dx.doi.org/10.1136/thoraxjnl-2021-217962>).

¹Respiratory Evaluation Sciences Program, Faculty of Pharmaceutical Sciences, The University of British Columbia, Vancouver, British Columbia, Canada

²Centre for Heart Lung Innovation, The University of British Columbia, Vancouver, British Columbia, Canada

³Faculty of Medicine, The University of British Columbia, Vancouver, British Columbia, Canada

Correspondence to

Dr Mohsen Sadatsafavi, Faculty of Pharmaceutical Sciences, The University of British Columbia, Vancouver, BC V6T 1Z4, Canada; msafavi@mail.ubc.ca

Received 17 July 2021

Accepted 3 November 2021

Published Online First

26 November 2021

ABSTRACT

Background Low-dose oral azithromycin therapy is recommended as a preventive treatment for acute exacerbations of COPD. However, the overall benefit–harm balance of this treatment has not been well studied.

Methods A probabilistic Markov model of COPD was created to simulate the course of COPD over 20 years. The model was populated with evidence from the literature and dedicated data analysis. The benefit of azithromycin was modelled as a reduction in exacerbation rates. Adverse events, including cardiovascular events, hearing loss, gastrointestinal symptoms and antimicrobial resistance (leading to a gradual decline in the effectiveness of azithromycin), were considered. All outcomes were assigned a health-related utility weight to estimate the overall net change in the quality-adjusted life year (QALY) associated with the use of azithromycin.

Results In patients with a positive exacerbation history, azithromycin resulted in a net QALY gain of 17.9 per 100 patients (99.8% probability of expected QALY gain) over 20 years. The net benefit increased to 21.8 QALYs per 100 patients (99.9% probability of expected QALY gain) among the ‘frequent exacerbator’ subgroup. Azithromycin was not net beneficial among those without any moderate/severe exacerbations in the previous year. Findings were robust against series of sensitivity, scenario and threshold analyses.

Conclusions Long-term therapy with azithromycin confers a net benefit to ex-smoker patients with COPD with a recent history of exacerbations and an even larger benefit to those who are frequent exacerbators.

INTRODUCTION

COPD is a common inflammatory lung disorder that is characterised by persistent airflow limitation and periods of acute worsening of respiratory symptoms, called exacerbations.¹ With 3.23 million deaths reported in 2019 alone,² COPD is a leading cause of morbidity and mortality around the world.¹ COPD exacerbations are a major cause of medical hospital admissions across many jurisdictions.³

Prevention of exacerbations is a major goal in COPD management. Pharmacotherapy is a central component of such prevention. A large randomised controlled trial (RCT) involving 1142 subjects has shown that daily use of low-dose azithromycin therapy, a broad-spectrum antibiotic with immunomodulatory properties, reduces the rate

Key messages

What is the key question?

⇒ What is the benefit–harm balance of maintenance azithromycin therapy in patients with COPD, and which subgroups benefit the most from it?

What is the bottom line?

⇒ Daily maintenance azithromycin therapy is very likely net-beneficial over 20 years among patients with COPD who are former smokers and have a recent history of exacerbations, especially those who tend to exacerbate frequently.

Why read on?

⇒ Contemporary guidelines express concerns about adverse effects of long-term maintenance azithromycin therapy; our analysis shows that guideline-recommended azithromycin therapy is very likely to be net beneficial, a finding that remained robust to several assumptions regarding the long-term effectiveness and adverse event risks of this treatment.

of exacerbations by 27%.⁴ Based on such results, the use of maintenance azithromycin is currently recommended for patients who continue to exacerbate despite being on maximal inhaled therapies. However, daily use of azithromycin is associated with side effects, including antibiotic resistance,⁵ impaired hearing,⁴ cardiovascular (CV) events⁶ and gastrointestinal (GI) symptoms,⁵ and there have been concerns about whether the risk of such adverse events outweighs the benefit of azithromycin over the long term.⁵ In light of such concerns, an objective evaluation of the benefits and harms of azithromycin is warranted.

To the best of our knowledge, the benefit–harm balance of azithromycin has not been objectively studied in COPD. A benefit–harm analysis is a method for quantitative assessment of the overall value of a treatment based on consideration of its benefits and side-effects. This framework provides an objective and transparent mechanism for combining the various outcomes of treatment into a single ‘net benefit’ metric that can inform clinical decision-making.⁷ The primary objective of this study was to perform a probabilistic benefit–harm analysis of long-term, low-dose daily azithromycin



© Author(s) (or their employer(s)) 2022. Re-use permitted under CC BY-NC. No commercial re-use. See rights and permissions. Published by BMJ.

To cite: Ahmadian S, Sin DD, Lynd L, *et al.* *Thorax* 2022;**77**:1079–1087.

for the prevention of exacerbations in patients with moderate to severe COPD. Since COPD is a heterogeneous disease, the net benefit of azithromycin can vary according to patient characteristics (specifically based on their exacerbation history). Therefore, our secondary objective was to identify patient subgroups that are most likely to receive a net benefit from azithromycin.

METHODS

We conducted a probabilistic model-based benefit–harm analysis of prophylactic azithromycin (250 mg/d) to prevent COPD exacerbations among patients who are already on maximum inhaled therapy. The benefit of azithromycin (exacerbation reduction) and its harm (adverse events) were transformed into quality-of-life weights to generate a single metric of net changes in quality-adjusted life years (QALYs).

The baseline time horizon of the study was 20 years and outcomes were discounted at 3% per year (both parameters were subjected to sensitivity analysis).⁸ The overall characteristics of the population were adapted from the MACRO study, the largest and most conclusive RCT of prophylactic azithromycin in COPD.⁴ In line with this study, patients with moderate to severe COPD (defined as Global Initiative for Chronic Obstructive Lung Disease (GOLD) severity grades II–IV) with at least one moderate or severe exacerbation in the previous year were considered. Following MACRO's inclusion criteria, we also assumed that patients with corrected QT (QTc) interval prolongation are excluded from treatment, and so are patients with

existing hearing impairment or concomitant asthma. Because the majority of MACRO patients were from the USA, for consistency, we prioritised US-based studies for evidence synthesis.

Model

We created a probabilistic discrete-time Markov model to simulate the natural history of COPD and the effectiveness of azithromycin and its side effects. The core states of the model were based on GOLD severity grades II–IV. These states were chosen because there are robust data on the rate of transition across GOLD grades over time and on their relationship with exacerbations.^{9,10} We further subdivided each state into 'no long-term adverse effects' and 'long-term adverse effects' to model the possible long-lasting side effects of azithromycin. The cycle length of the model was 1 year. A schematic illustration of the model is provided in figure 1. Input parameters are provided in table 1.

Natural history of COPD

The probabilities of transitioning from one GOLD grade to the next were based on the pooled analysis by Hoogendoorn *et al.*⁹ Progression in severity grades was assumed to be independent of the azithromycin treatment status because there is no evidence that azithromycin has a direct impact on lung function decline over time. Background mortality rates were taken from US life tables. Mortality directly related to exacerbations was exclusively modelled for severe and very severe events.¹¹

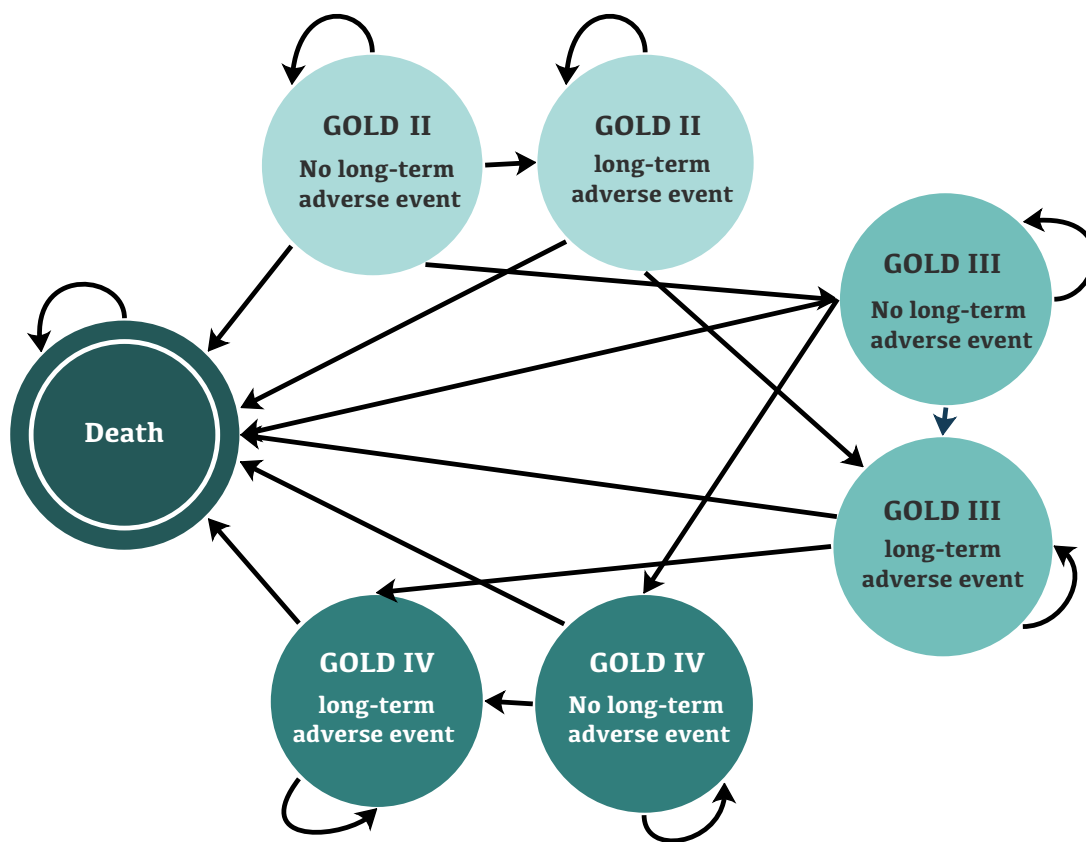


Figure 1 Schematic illustration of the model. GOLD¹ defines COPD as the ratio of FEV1 to FVC of less than 0.7. The severity stages of the disease used in the model are defined as GOLD II (moderate COPD): $50\% \leq \text{FEV1} < 80\%$ of a predicted reference value for a healthy individual; GOLD III (severe COPD): $30\% \leq \text{FEV1} < 50\%$ predicted; and GOLD IV (very severe COPD): $\text{FEV1} < 30\%$ predicted. In the states with long-term adverse events, the exacerbation rate for each GOLD grade was the same as that reported by Hoogendoorn *et al.*¹⁰ Exacerbations tend to decrease in states without long-term adverse event because of the treatment effect. FEV1, forced expiratory volume in one second; FVC, forced vital capacity; GOLD, Global Initiative for Chronic Obstructive Lung Disease; COPD, chronic obstructive pulmonary disease.

Table 1 Input parameters of the model per person-year

Parameter	Base value			Probability distribution			Source
	GOLD II	GOLD III	GOLD IV	GOLD II	GOLD III	GOLD IV	
Initial distributions	0.26	0.4	0.34	NA	NA	NA	Albert <i>et al</i> ⁴
Baseline age		65			NA		Albert <i>et al</i> ⁴
Transition probability (95% CI)							Hoogendoorn <i>et al</i> ⁹
Ex-smokers	0.034 (0.033 to 0.035)	0.030 (0.028 to 0.031)	NA	Beta (5703, 162 046)	Beta (1372, 44 377)	NA	
Current smokers	0.037 (0.036 to 0.038)	0.031 (0.029 to 0.032)	NA	Beta (6206, 161 543)	Beta (1418, 44 332)	NA	
Exacerbation rate in the reference group (95% CI)							Hoogendoorn <i>et al</i> ¹⁰
Total exacerbations	1.17 (0.93 to 1.50)	1.61 (1.51 to 1.74)	2.10 (1.51 to 2.94)	Lognormal (0.16, 0.13)	Lognormal (0.48, 0.04)	Lognormal (0.74, 0.17)	
Severe exacerbations	0.16 (0.07 to 0.33)	0.22 (0.20 to 0.23)	0.28 (0.14 to 0.63)	Lognormal (-1.83, 0.37)	Lognormal (-1.51, 0.02)	Lognormal (-1.27, 0.40)	
Rate ratio of exacerbation (total and severe) by 12-month history pattern (95% CI)							ECLIPSE study ³² (online supplemental appendix 4)
No exacerbations in the first year		Total: 0.16 (0.14 to 0.17)			Total: normal (0.160, 0.007)		
		Severe: 0.16 (0.12 to 0.20)			Severe: normal (0.16, 0.02)		
≥1 moderate/severe exacerbations in the first year		1 (Reference)			NA		
≥2 moderate or ≥1 severe exacerbation in the first year		Total: 1.25 (1.16 to 1.33)			Normal (1.25, 0.04)		
		Severe: 1.36 (1.17 to 1.58)			Normal (1.36, 0.10)		
≥2 moderate/severe exacerbations in the first year		Total: 1.30 (1.20 to 1.40)			Normal (1.30, 0.05)		
		Severe: 1.26 (1.07 to 1.48)			Normal (1.26, 0.10)		
Relative risk of exacerbation in the treatment group compared with the control group (95% CI)							
Total		0.73 (0.63 to 0.84)			Lognormal (-0.31, 0.07)		Albert <i>et al</i> ⁴
Ex-smokers		0.65 (0.55 to 0.77)			Lognormal (-0.43, 0.08)		Han <i>et al</i> ²⁵
Current smokers		0.99 (0.71 to 1.38)			Lognormal (-0.01, 0.17)		Han <i>et al</i> ²⁵
Decline in treatment effect		$RR_0 \exp(-k * (\text{year} - 1))$ RR_0 : first-year effect $k=0.22$			Fixed		Pomares <i>et al</i> ¹³ (online supplemental appendix 1)
Rate of mortality due to exacerbations (95% CI)		0.156 (0.109 to 0.203)			Beta (35.6, 192.4)		Hoogendoorn <i>et al</i> ¹¹
Hazard ratio of cardiovascular death in the first 5 days (95% CI)		2.88 (1.79 to 4.63)			Lognormal (1.06, 0.24)		Ray <i>et al</i> ⁶

Continued

Table 1 Continued

Parameter	Base value			Probability distribution			Source
	GOLD II	GOLD III	GOLD IV	GOLD II	GOLD III	GOLD IV	
Relative risk of hearing loss due to azithromycin (95% CI)		1.168 (1.030 to 1.325)			Lognormal (0.15, 0.06)		Li <i>et al</i> ⁵
Annual incidence of hearing loss (95% CI)		0.023 (0.011 to 0.035)			Normal (0.023, 0.006)		Lin <i>et al</i> ¹⁷ (online supplemental appendix 2)
Prevalence of GI symptoms in the population		0.332 (0.326 to 0.333)			Beta (28 945, 58 768)		Almario <i>et al</i> ¹⁸
Relative risk of GI symptoms due to azithromycin (95% CI)		1.187 (0.761 to 1.849)			Lognormal (0.17, 0.22)		Li <i>et al</i> ⁵
Baseline utility (EQ-5D) (95% CI)	0.787 (0.771 to 0.802)	0.750 (0.731 to 0.768)	0.647 (0.598 to 0.695)	Beta (2251, 609.4)	Beta (1666, 555.5)	Beta (245.7, 134.1)	Rutten-van Mölken <i>et al</i> ³³
Decrease in utility due to exacerbations (95% CI)							Sadatsafavi <i>et al</i> ³⁴ (online supplemental appendix 3)
Mild and moderate	0.015 (0.002 to 0.040)	0.049 (0.020 to 0.090)	0.049 (0.020 to 0.090)	Beta (2.08, 132.50)	Beta (7.19, 140.30)	Beta (7.19, 140.30)	
Severe and very severe	0.068 (0.035 to 0.110)	0.065 (0.030 to 0.100)	0.065 (0.030 to 0.100)	Beta (11.92, 162.60)	Beta (12.7, 182.1)	Beta (12.7, 182.1)	
Decrease in utility due to hearing loss (95% CI)		0.187 (0.167 to 0.207)			Beta (6.92, 30.08)		NICE Guideline ²¹
Utility improvement due to hearing aids (95% CI)		0.060 (0.044 to 0.073)			Normal (0.060, 0.006)		Barton <i>et al</i> ³⁵
Decrease in utility due to the GI symptoms (95% CI)		0.026 (0.024 to 0.028)			Beta (66 343, 2 475 535)		Sullivan and Ghushchyan ³⁶ (online supplemental appendix 3)
Discount rate		3%			NA		Sanders <i>et al</i> ⁸

ECLIPSE, Evaluation of COPD Longitudinally to Identify Predictive Surrogate Endpoints; EQ-5D, EuroQol 5-Dimensional ; GI, gastrointestinal; GOLD, Global Initiative for Chronic Obstructive Lung Disease; NA, not applicable; NICE, National Institute for Health and Care Excellence.

Exacerbations were modelled as events, with annual rates modelled as a function of the underlying GOLD grades.¹⁰ We chose the ‘event-based’ definition of exacerbations when extracting the related parameters from the literature and included moderate (requiring outpatient care or the initiation of antibiotics or systemic corticosteroids) and severe (requiring inpatient care) exacerbations.

Treatment effectiveness

Based on the MACRO study, a relative risk of 0.73 (0.63–0.84) was modelled for the effect of azithromycin.⁴ In a sensitivity analysis, the effect size reported by a Cochrane systematic review that included other macrolides was considered.¹²

Treatment adverse events

We performed a scoping literature review to find the adverse events of azithromycin that are prevalent or consequential enough to materially affect its net benefit and to estimate the

frequency of these events. All studies that evaluated the safety of azithromycin (in patients with COPD or other conditions) were considered. Our review identified the following adverse events: antimicrobial resistance, CV toxicity, hearing impairment and GI symptoms.

For antimicrobial resistance, the vast majority of studies compared the colonisation rate of macrolide-resistant bacteria in azithromycin users with that in control subjects.¹² A Cochrane systematic review reported that due to the variations in methodologies, the authors could not pool data on the colonisation rate and stated that there was insufficient evidence to predict how colonisation rates would affect the resistance patterns in the community.¹² Most empirical studies of preventive azithromycin have been short in duration. The longest study to date showed that azithromycin remained effective for at least 2 years; however, there was a 34% decline in its efficacy by year 3.¹³ As such, in the base–case analysis, we modelled a gradual decline in the relative efficacy of azithromycin. We modelled a negative

exponential decline in relative risk reduction for exacerbation that matched the observed decline in the third year of the aforementioned study (see online supplemental appendix 1).¹³ This assumption was subjected to threshold analysis.

The major concern regarding CV toxicity of azithromycin is QT-interval prolongation and its associated sudden cardiac death.^{6 14} A large US-based study demonstrated that in the first 5 days of exposure, the mortality risk increased by 288%,⁶ but the risk was undetectable after 6 days.¹⁵ In contrast, another study did not find an association between azithromycin and CV death.¹⁶ To account for these findings, in the base-case analysis, we modelled an increase in mortality (due to sudden cardiac arrhythmia) immediately after initiation of therapy but no change in the mortality risk afterwards. This is overall a conservative assumption (against azithromycin), given the exclusion of patients with prolonged QTc interval in our study. Alternative assumptions were evaluated in the sensitivity and threshold analyses.

The added risk of hearing loss due to azithromycin was modelled on a relative scale as reported by Li *et al*,⁵ applied to the background incidence of hearing loss taken from a population-based US study (see online supplemental appendix 2).¹⁷ We assumed that the occurrence of new hearing impairment would result in the discontinuation of treatment and require the patients to wear hearing aids for the rest of their lives.

GI symptoms are known to be one of the adverse events of antibiotics¹² and have been reported in almost all of the trials studying the effect of azithromycin. Vomiting, abdominal pain, diarrhoea and decreased appetite were the most frequently recorded GI symptoms in patients who used azithromycin.⁵ The background rate of GI symptoms in the general population was taken from a large (n=71 812) US study,¹⁸ and the additional risk due to the treatment was derived from a systematic review by Li *et al* on the adverse events of azithromycin.⁵ The GI symptoms were considered temporary and did not result in the discontinuation of treatment.

Health state utility values (utilities)

To calculate QALYs, each model state was assigned a utility value representing the average health-related quality of life of patients in that state. Short-term events (eg, exacerbations and GI symptoms) were modelled by an instantaneous drop in QALY. We used EuroQol 5-Dimensional (EQ-5D) utilities as the reference values,¹⁹ given the large body of evidence regarding the quality of life across GOLD grades and the effect of exacerbations on the quality of life of patients measured using this instrument. See online supplemental appendix 3 for more details about how utilities were modelled.

However, it is noted that EQ-5D lacks sufficient sensitivity to detect reductions in quality of life due to hearing loss.²⁰ Therefore, we followed the approach adopted by the National Institute for Health and Care Excellence in its health technology assessment of early versus delayed management of hearing loss in adults,²¹ and used the Health Utility Index (HUI)-3 instrument to capture changes in utility from hearing loss.²² In a sensitivity analysis, we used EQ-5D utilities instead of HUI-3 for impaired hearing.

Analysis

The analysis was fully probabilistic, incorporating uncertainty in the input parameters to estimate net benefits through Monte Carlo simulation. Probability distributions were assigned based on the type of the parameter and the level of uncertainty (eg,

width of CI). The primary benefit-harm metric was the net QALY gain from the use of azithromycin. Azithromycin was deemed to be net beneficial if the (average) expected value of QALY gained was positive. The probability of a positive gain in QALY was also quantified. Because the QALY gain is a random variable due to uncertainty in evidence, in line with previous studies,²³ we further required the probability of obtaining a positive QALY gain to be above 60% for azithromycin to be considered net beneficial. We did not report p values because in benefit-harm analysis, it is the overall expected change in the outcome of interest, independent of the level of statistical significance, that is relevant.²⁴

Subgroup analysis

We investigated the benefit-harm of azithromycin among patients with different histories of exacerbations. We used individual-level data from the Evaluation of COPD Longitudinally to Identify Predictive Surrogate Endpoints (ECLIPSE) cohort to calculate rate multipliers for each unique pattern of exacerbation in the previous 12 months (see online supplemental appendix 4). Furthermore, the potential benefit of treatment stratified by smoking status was explored using different effect sizes for former and current smokers, based on a subgroup analysis of the MACRO study.²⁵

Threshold and sensitivity analyses

We performed separate threshold analyses to identify the threshold for each parameter at which the expected net benefit crossed zero. In addition, sensitivity analyses were conducted on CV death risk, treatment effect size, disutility due to hearing loss, discount rates, time horizon and adherence rates. Regarding adherence, given that parameters were derived from studies that used intention-to-treat analysis, our analysis incorporated loss in adherence over the treatment period. However, given that adherence to treatment in the community is generally lower than that in clinical studies, we also modelled the effect of permanent discontinuation of treatment (above and beyond treatment discontinuation in underlying RCTs) in a sensitivity analysis (online supplemental appendix 5).

All analyses were performed in R V4.0.1. The open-source model and the analytical code are available online (https://github.com/safaahmadian/AZT_HarmBenefitAnalysis).

RESULTS

Table 2 provides the expected value of outcomes over 20 years for the main analysis, standardised to a cohort of 100 patients to facilitate interpretations. Among the primary target population (patients with COPD with GOLD grade \geq II with at least one moderate/severe exacerbation in the past 12 months), the treatment increased their QALYs by 17.9 per 100 patients over the given time horizon. The probability of positive expected QALY gain was 99.8%.

Subgroup analysis

The use of azithromycin in current smokers was associated with a net QALY loss of 4.3 per 100 patients over 20 years, and azithromycin was only 36.8% likely to be net beneficial. On the other hand, in ex-smokers, the expected net QALY gain was 25.3 per 100 patients over 20 years, and the probability of positive QALY gain was 99.9%.

Results of subgroup analysis by exacerbation history are provided in **figure 2**. Among patients with a negative exacerbation history in the previous 12 months, azithromycin was

Table 2 Outcomes of the probabilistic analysis over 20 years for 100 patients with COPD

	No azithromycin (95% CI)	Azithromycin (95% CI)	Difference (95% CI)
Total exacerbations (n)	2047 (1635 to 2567)	1931 (1545 to 2435)	-116 (-176 to -63)
Severe or very severe exacerbations (n)	280 (200 to 397)	265 (190 to 375)	-15 (-25 to -8)
Cumulative incidence of hearing loss (n)	24 (13 to 34)	28 (15 to 40)	4 (1 to 7)
Average episodes of GI symptoms (n)	19 (17 to 21)	23 (15 to 33)	4 (-3 to 13)
Mortality due to exacerbation (n)	40 (28 to 54)	38 (26 to 52)	-2 (-3 to -1)
Other mortality (Including CV death) (n)	34 (28 to 39)	35 (29 to 40)	1 (0 to 2)
Life years	1170 (1011 to 1303)	1204 (1053 to 1328)	34 (18 to 51)
Total QALYs	555.5 (482.7 to 624.4)	573.5 (504.7 to 637.8)	17.9 (6.2 to 30.0)

Results are reported for 100 patients.
GI, gastrointestinal; QALY, quality-adjusted life year.

associated with an expected net QALY loss of 0.4 per 100 patients and a 45.7% chance of being net-beneficial, which did not meet the prespecified >60% probability criterion. Conversely, patients who had two or more moderate or at least one severe exacerbation in the previous year (the GOLD definition of a frequent exacerbator) derived the most benefit from azithromycin (expected net QALY of 21.8 per 100 patients, probability positive benefit=99.9%).

Threshold and sensitivity analyses

Figure 3 provides the results of the threshold analyses. In all figures, the solid line represents the threshold value at which the expected net benefit crosses zero. The value used in the base-case analysis is also highlighted by the dashed line for comparison.

Preventive azithromycin was net beneficial as long as it was associated with a risk reduction of 5% or more for exacerbations (figure 3A). Azithromycin remained net beneficial even if exacerbations were assumed not to cause a reduction in quality of life (figure 3B) or mortality (figure 3C), reflecting respectively, the survival benefit and gain in quality of life of preventing exacerbations. The net benefit of azithromycin approached zero only when the decline in the effectiveness of azithromycin was so high that azithromycin was only effective in the first year of treatment (figure 3D). Conversely, the net benefit was almost two times higher than the base-case value if the treatment effect did not wane over 20 years. Similarly, the assumption that the excess CV death risk persisted for 1 year did not change the direction of the expected net benefit (figure 3E). The relative risk of hearing

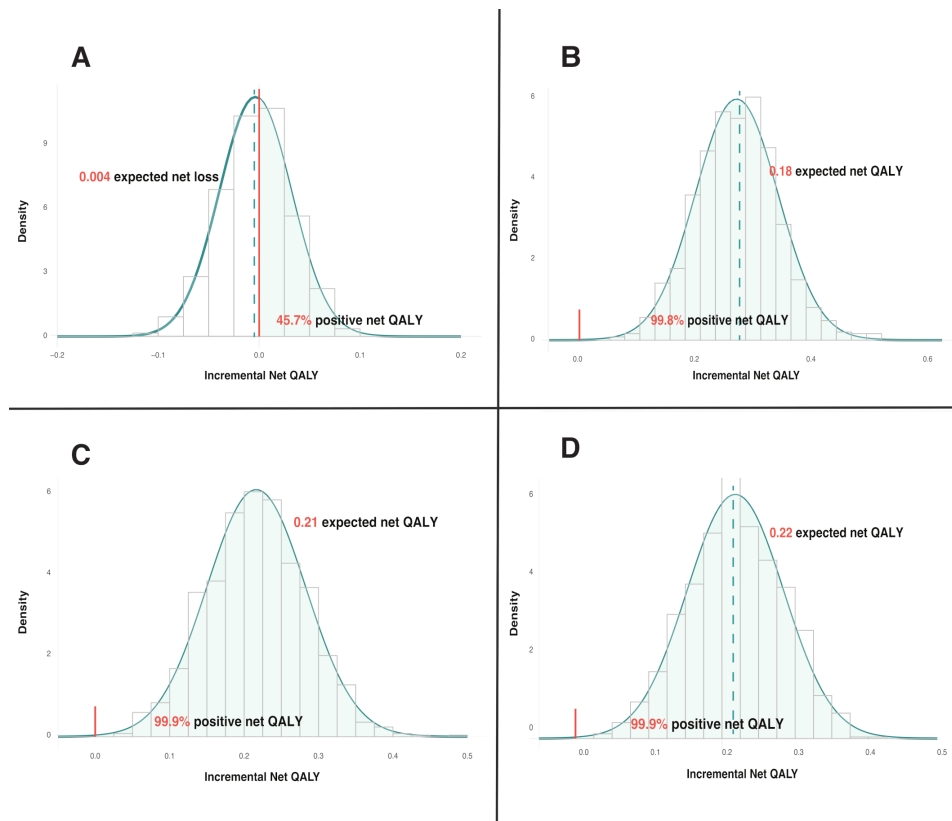


Figure 2 Probability distribution of net QALY gain according to patients' exacerbation history in the past 12 months. (A) Patients with no exacerbation; (B) patients with ≥1 moderate/severe exacerbations (the reference population); (C) patients with ≥2 moderate/severe exacerbations; (D) patients with ≥2 moderate or ≥1 severe exacerbations in the previous 12 months. QALY, quality-adjusted life years.

■ Base-case value ■ Solid line: Threshold at which expected QALY gain crosses zero

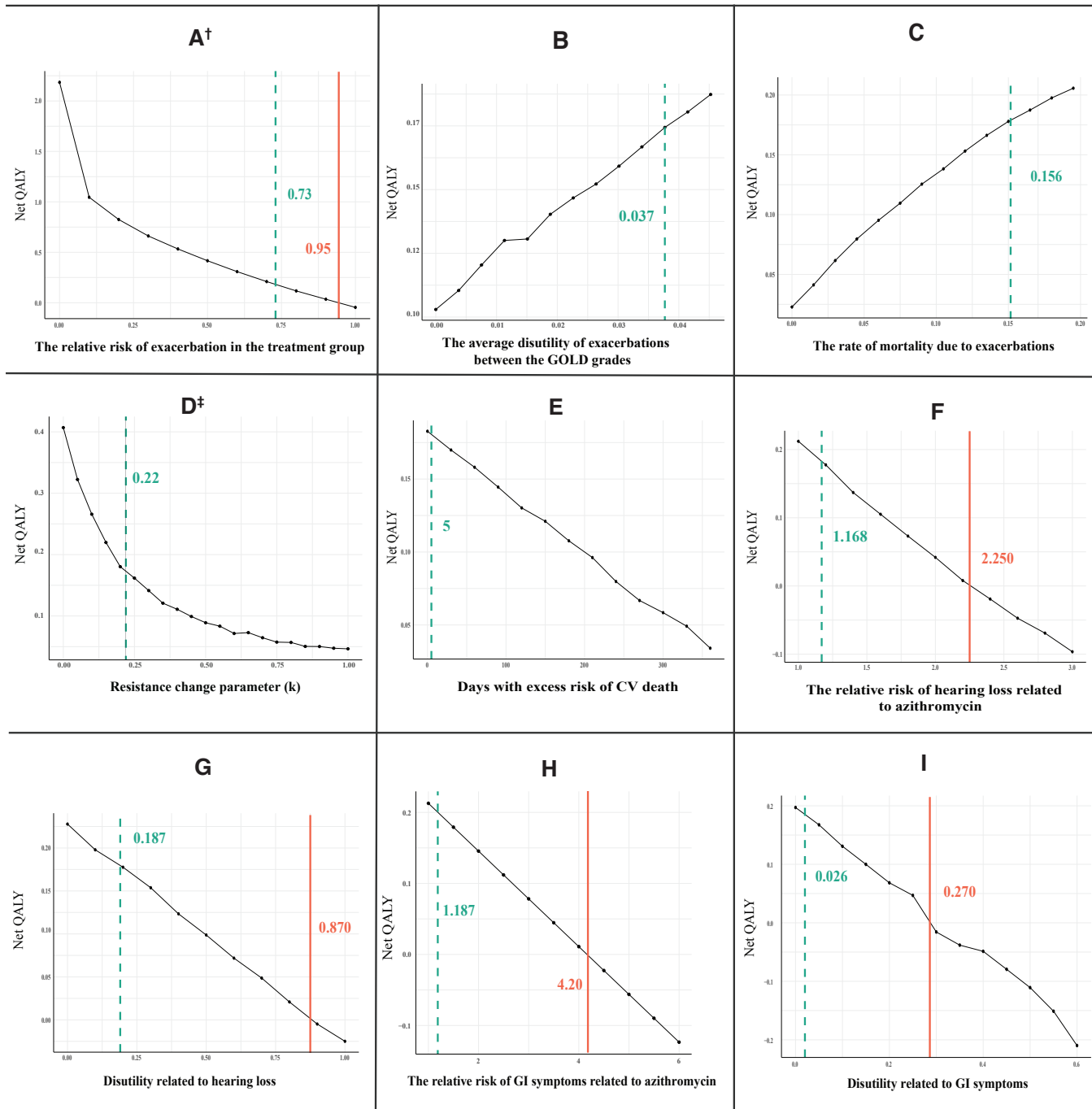


Figure 3 Results of threshold analyses. Each point on each graph is based on running the model for 1000 simulations.[†] The relative risk of exacerbation in the treatment group shows the treatment effect, [‡] The higher values of k in the equation, the faster the decline in the effectiveness of azithromycin over time. CV, cardiovascular; GI, gastrointestinal; GOLD, Global Initiative for Chronic Obstructive Lung Disease; QALY, quality-adjusted life years.

loss and GI symptoms should be 1.9 and 3.5 times higher than the base-case value, respectively, to result in a zero net benefit (figure 3F,H). Likewise, the reduction in quality of life due to hearing loss and GI symptoms should be implausibly high (0.87/year and 0.27/year, respectively) to nullify the net benefit gain (figure 3G,I).

Results of the sensitivity analyses are provided in the online supplemental appendix and show that the overall findings were robust to changes in several key assumptions in the analyses (no

increased CV death risk, alternative source for treatment effect, smaller disutility due to hearing loss, discount rates of 0% and 5%, time horizon of 1 and 35 years, and explicit modelling of non-adherence to azithromycin).

DISCUSSION

We demonstrated that in patients with GOLD grade II or higher who have a positive exacerbation history despite using maximal

inhaled therapies, show a normal QTc interval on baseline ECG and do not have comorbid asthma or existing hearing impairment, the addition of azithromycin is net beneficial. The probability of azithromycin conferring net benefit in such patients exceeded 90%. The expected gain in QALY (0.179) is within the range of QALY gain estimated for inhaled therapies from economic evaluations of such therapies (eg, 0.137 for triple vs double therapy and 0.131 between different dual therapies).^{26 27} Our subgroup analyses showed that the benefit is mostly concentrated in patients who are not current smokers and who have had a positive exacerbation history in the previous 12 months. The GOLD management strategy,¹ the joint European Respiratory Society / American Thoracic Society (ATS/ERS),²⁸ and the statement by the American College of Chest Physicians/Canadian Thoracic Society²⁹ all recommend the use of azithromycin in patients who continue to exacerbate despite optimal inhaled therapies, but have also expressed concern about the adverse effects of maintenance azithromycin therapy. Our quantitative benefit-harm analysis provides further support for this recommendation, and our sensitivity and threshold analyses should lessen the concerns about the long-term balance of harms and benefits of this therapy. Importantly, given the high likelihood of net benefit of azithromycin in patients with only one moderate/severe exacerbation in the previous year (who also meet all the other inclusion criteria previously mentioned), our results support extending the eligibility criteria of 'frequent exacerbators' to include patients with any history of moderate/severe exacerbation in the previous year. It is noted that our results represent the benefit-harm balance of maintenance azithromycin therapy as evaluated in landmark clinical trials (eg, MACRO) and as recommended by contemporary disease management strategies. However, the manner in which azithromycin is prescribed in the 'real world' (eg, target population and adherence levels) might be different from guideline recommendations, and the actual net benefit of azithromycin can be affected by such departures from recommended usage.

Multiple sensitivity and threshold analyses provided assurances that our results were robust to a range of variations in the benefits and harms of azithromycin, including declining benefits of azithromycin on exacerbation risk over time, its potential to induce adverse events, and its impact on quality of life. Of particular concern among experts has been the durability of the net benefits of azithromycin over time, given the risk of antimicrobial resistance with its long-term use.⁵ Some evidence suggests that treatment effect declines modestly over 3 years,¹³ but to the best of our knowledge, empirical evidence beyond this period does not exist. Importantly, our results were robust to the assumption of diminishing treatment effects. These important findings indicate that concerns about the potentially diminishing effectiveness of azithromycin should not preclude its use in patients who still exacerbate despite optimal inhaled therapy.

To the best of our knowledge, this is the first quantitative benefit-harm analysis of maintenance azithromycin in COPD. Despite the relevance of quantitative benefit-harm analysis for evidence-inform decision-making, we are aware of only one benefit-harm analysis in the context of COPD that evaluated roflumilast.³⁰ Similar to our study, the authors collated data from multiple sources and combined multiple aspects of treatment using weights that reflected their clinical burden to derive a scalar net benefit index. They found that roflumilast was generally net harmful; the probability of it being net beneficial was >60% only among patients whose baseline risk of severe exacerbations was >22%/year. A difference between this study and ours is that the formerly assigned weights to different outcomes were based

on expert opinion, whereas we used preference-based weights that gave rise to QALYs.

Our study has several strengths. The use of a probabilistic model enabled us to combine evidence from disparate sources to calculate a single index for the net benefit and to extrapolate the results to a sufficiently long time-horizon. By using health utility values as the 'currency' for quantifying harm and benefit, we were able to combine various aspects of benefit and harms and to generate a singular estimate of net benefit. Access to individual-level data from ECLIPSE enabled us to provide estimates of net benefit for subgroups based on their exacerbation history. By properly incorporating uncertainty in the evidence, we were able to make probabilistic statements about the likelihood of benefit, which showed that the evidence, while uncertain, points towards a high likelihood of net benefit in patients with a positive exacerbation history. This was further confirmed through multiple threshold and sensitivity analyses.

The limitations of this study should also be acknowledged. Given that in practice, azithromycin may be given for many years, the short-term follow-up time of RCTs provided a truncated picture of the overall benefits (or harms) of this treatment. As such, we had to extrapolate beyond the follow-up time of the longest empirical studies, which requires assumptions about the durability of benefits and harms. However, our sensitivity and threshold analyses showed that the conclusions do not change across a wide range of assumptions on the long-term trajectories of outcomes; in particular, our results remained robust against assumptions on the waning effect of azithromycin and the duration of heightened CV death risk. On the other hand, the effect of antimicrobial resistance in the community was not considered in this study and requires further investigation. We used utility weights from different sources as there was not a single study that consistently provided all the values required for our analysis, although we tried to reduce heterogeneity by prioritising values from the USA. Still, differences in the utility values for different model parameters might be affected by the differences in study design. Lastly, azithromycin is not the only choice of therapy in patients who exacerbate while on maximal inhaled therapy. However, because of an insufficient amount of direct evidence, we could not include other treatments (eg, roflumilast) in this analysis.

The model projected that azithromycin is not net beneficial in current smokers. The major source of evidence for the effect modification of smoking is a post hoc analysis of MACRO,²⁵ which may have been underpowered for this subgroup analysis (MACRO's sample size was based on identifying the main effect) and susceptible to a chance finding from multiple hypothesis testing. Observational studies have suggested that azithromycin is effective in reducing exacerbations in both current and ex-smokers, though the benefits were smaller in current than ex-smokers.³¹ We were unable to use these data because of the possibility of confounding and bias, and in general, we did not find a properly designed quasi-experimental study that sufficiently adjusted for potential confounding variables. Studying the effectiveness of azithromycin in current smokers thus should be prioritised to generate high quality evidence to revisit this question. Further, we did not model the potential long-lasting effect of exacerbations (eg, drop in lung function), as we consider evidence on this aspect to still be controversial. However, we note that modelling such indirect treatment effect would lead to even greater benefits of the treatment and make our results even more favourable.

In summary, this study shows that azithromycin is very likely to be net beneficial in patients with COPD with a positive history of exacerbations. While the ATS/ERS statement has made a conditional statement on the use of azithromycin in this patient

subgroup and considered the quality of evidence to be low, our results suggest that this benefit is robust to many alternative assumptions. Future research should evaluate the effectiveness of azithromycin in current smokers. Quantitative benefit-harm analysis should also be considered for many other interventions in COPD for which the benefits and harms are only subjectively considered by expert panels.

Twitter Mohsen Sadatsafavi @mo_safavi

Acknowledgements We thank Kristina Michaux for her feedback on the paper and also the coinvestigators of the Canadian Institutes of Health Research grant.

Contributors MS and DS conceived the study question. SA and MS developed the analytical plan. SA performed the literature review and conducted the analyses. MS, LL and MH supervised the study progress and provided regular feedback. LL and DS contributed to the study design. SA wrote the first draft of the manuscript. All authors critically revised the manuscript and approved the final copy. MS is the guarantor of the study.

Funding This study was funded by the Canadian Institutes of Health Research (CIHR).

Competing interests None declared.

Patient consent for publication Not applicable.

Ethics approval Ethics approval was obtained from The University of British Columbia's Human Ethics Board (H15-02037).

Provenance and peer review Not commissioned; externally peer reviewed.

Data availability statement The computer code generating all the results presented in this work is available from https://github.com/safaahmadian/AZT_HarmBenefitAnalysis. One section of the code (the analysis of ECLIPSE data) is based on data that were obtained under license and the data cannot be shared.

Open access This is an open access article distributed in accordance with the Creative Commons Attribution Non Commercial (CC BY-NC 4.0) license, which permits others to distribute, remix, adapt, build upon this work non-commercially, and license their derivative works on different terms, provided the original work is properly cited, appropriate credit is given, any changes made indicated, and the use is non-commercial. See: <http://creativecommons.org/licenses/by-nc/4.0/>.

ORCID iD

Mohsen Sadatsafavi <http://orcid.org/0000-0002-0419-7862>

REFERENCES

- Singh D, Agusti A, Anzueto A, *et al.* Global strategy for the diagnosis, management, and prevention of chronic obstructive lung disease: the gold science Committee report 2019. *Eur Respir J* 2019;53. doi:10.1183/13993003.00164-2019. [Epub ahead of print: 18 05 2019].
- Chronic obstructive pulmonary disease (COPD). Available: [https://www.who.int/news-room/fact-sheets/detail/chronic-obstructive-pulmonary-disease-\(copd\)](https://www.who.int/news-room/fact-sheets/detail/chronic-obstructive-pulmonary-disease-(copd)) [Accessed 27 Oct 2021].
- Burge S, Wedzicha JA. COPD exacerbations: definitions and classifications. *Eur Respir J Suppl* 2003;41:46S–53.
- Albert RK, Connert J, Bailey WC, *et al.* Azithromycin for prevention of exacerbations of COPD. *N Engl J Med* 2011;365:689–98.
- Li H, Liu D-H, Chen L-L, *et al.* Meta-analysis of the adverse effects of long-term azithromycin use in patients with chronic lung diseases. *Antimicrob Agents Chemother* 2014;58:511–7.
- Ray WA, Murray KT, Hall K, *et al.* Azithromycin and the risk of cardiovascular death. *N Engl J Med* 2012;366:1881–90.
- Felli JC, Noel RA, Cavazzoni PA. A multiattribute model for evaluating the benefit-risk profiles of treatment alternatives. *Med Decis Making* 2009;29:104–15.
- Sanders GD, Neumann PJ, Basu A, *et al.* Recommendations for conduct, methodological practices, and reporting of cost-effectiveness analyses: second panel on cost-effectiveness in health and medicine. *JAMA* 2016;316:1093.
- Hoogendoorn M, Rutten-van Mülken MPMH, Hoogenveen RT, *et al.* A dynamic population model of disease progression in COPD. *Eur Respir J* 2005;26:223–33.
- Hoogendoorn M, Feenstra TL, Hoogenveen RT, *et al.* Association between lung function and exacerbation frequency in patients with COPD. *Int J Chron Obstruct Pulmon Dis* 2010;5:435–44.
- Hoogendoorn M, Hoogenveen RT, Rutten-van Mülken MP, *et al.* Case fatality of COPD exacerbations: a meta-analysis and statistical modelling approach. *Eur Respir J* 2011;37:508–15.
- Herath SC, Normansell R, Maisey S. Prophylactic antibiotic therapy for chronic obstructive pulmonary disease (COPD). *Cochrane Database Syst Rev* (Published Online First: 30 October 2018).
- Pomares X, Montón C, Bullich M, *et al.* Clinical and safety outcomes of long-term azithromycin therapy in severe COPD beyond the first year of treatment. *Chest* 2018;153:1125–33.
- Taylor SP, Sellers E, Taylor BT. Azithromycin for the prevention of COPD exacerbations: the good, bad, and ugly. *Am J Med* 2015;128:1362.e1–1362.e6.
- Rao GA, Mann JR, Shoaibi A, *et al.* Azithromycin and levofloxacin use and increased risk of cardiac arrhythmia and death. *Ann Fam Med* 2014;12:121–7.
- Svanström H, Pasternak B, Hviid A. Use of azithromycin and death from cardiovascular causes. *N Engl J Med* 2013;368:1704–12.
- Lin FR, Thorpe R, Gordon-Salant S, *et al.* Hearing loss prevalence and risk factors among older adults in the United States. *J Gerontol A: Biol Sci Med Sci* 2011;66A:582–90.
- Almario CV, Ballal ML, Chey WD, *et al.* Burden of gastrointestinal symptoms in the United States: results of a nationally representative survey of over 71,000 Americans. *Am J Gastroenterol* 2018;113:1701–10.
- Brooks R. EuroQol: the current state of play. *Health Policy* 1996;37:53–72.
- Grutters JPC, Joore MA, van der Horst F, *et al.* Choosing between measures: comparison of EQ-5D, HUI2 and HUI3 in persons with hearing complaints. *Qual Life Res* 2007;16:1439–49.
- National Guideline Centre (UK). Appendix N: Cost-effectiveness analysis: early versus delayed management of hearing loss. In: *Hearing loss in adults: assessment and management*. London: National Institute for Health and Care Excellence (UK), 2018. <https://www.ncbi.nlm.nih.gov/books/NBK536562/>
- Feeny D, Furlong W, Torrance GW, *et al.* Multiattribute and single-attribute utility functions for the health Utilities index mark 3 system. *Med Care* 2002;40:113–28.
- Yebo HG, Aschmann HE, Puhon MA. Finding the balance between benefits and harms when using statins for primary prevention of cardiovascular disease: a modeling study. *Ann Intern Med* 2019;170:1.
- Claxton K. The irrelevance of inference: a decision-making approach to the stochastic evaluation of health care technologies. *J Health Econ* 1999;18:341–64.
- Han MK, Tayob N, Murray S, *et al.* Predictors of chronic obstructive pulmonary disease exacerbation reduction in response to daily azithromycin therapy. *Am J Respir Crit Care Med* 2014;189:1503–8.
- Ismaila AS, Risebrough N, Schroeder M, *et al.* Cost-Effectiveness of once-daily Single-Inhale triple therapy in COPD: the impact trial. *Int J Chron Obstruct Pulmon Dis* 2019;14:2681–95.
- Chan M-C, Tan EC-H, Yang M-C. Cost-effectiveness analysis of a fixed-dose combination of indacaterol and glycopyrronium as maintenance treatment for COPD. *Int J Chron Obstruct Pulmon Dis* 2018;13:1079–88.
- Wedzicha JA, Calverley PMA, Albert RK, *et al.* Prevention of COPD exacerbations: a European respiratory Society/American thoracic Society guideline. *Eur Respir J* 2017;50:1602265.
- Criner GJ, Bourbeau J, Diekemper RL, *et al.* Prevention of acute exacerbations of COPD. *Chest* 2015;147:894–942.
- Yu T, Fain K, Boyd CM, *et al.* Benefits and harms of roflumilast in moderate to severe COPD. *Thorax* 2014;69:616–22.
- Naderi N, Assayag D, Mostafavi-Pour-Manshadi S-M-Y, *et al.* Long-term azithromycin therapy to reduce acute exacerbations in patients with severe chronic obstructive pulmonary disease. *Respir Med* 2018;138:129–36.
- Hurst JR, Vestbo J, Anzueto A, *et al.* Susceptibility to exacerbation in chronic obstructive pulmonary disease. *N Engl J Med* 2010;363:1128–38.
- Rutten-van Mülken MPMH, Oostenbrink JB, Tashkin DP, *et al.* Does quality of life of COPD patients as measured by the generic EuroQol five-dimension questionnaire differentiate between COPD severity stages? *Chest* 2006;130:1117–28.
- Sadatsafavi M, Ghanbarian S, Adibi A, *et al.* Development and validation of the evaluation platform in COPD (EPIC): a population-based outcomes model of COPD for Canada. *Med Decis Making* 2019;39:152–67.
- Barton GR, Bankart J, Davis AC, *et al.* Comparing utility scores before and after hearing-aid provision: results according to the EQ-5D, HUI3 and SF-6D. *Appl Health Econ Health Policy* 2004;3:103–5.
- Sullivan PW, Ghushchyan V. Preference-based EQ-5D index scores for chronic conditions in the United States. *Med Decis Making* 2006;26:410–20.