



Hexanuclear copper(II) complex of 2-hydroxy-*N,N'*-bis[1-(2-hydroxyphenyl)ethylidene]propane-1,3-diamine incorporating an open-cubane core

Momath Kébé,^a Ibrahima Elhadji Thiam,^{a*} Mouhamadou Moustapha Sow,^b Ousmane Diouf,^a Aliou Hamady Barry,^c Abdou Salam Sall,^a Pascal Retailleau^d and Mohamed Gaye^a

Received 12 May 2021

Accepted 31 May 2021

Edited by J. Ellena, Universidade de São Paulo, Brazil

Keywords: crystal structure; 1-(2-hydroxyphenyl)ethanone; 1,3-diaminopropan-2-ol; open-cubane; hydrazone.

CCDC reference: 2086932

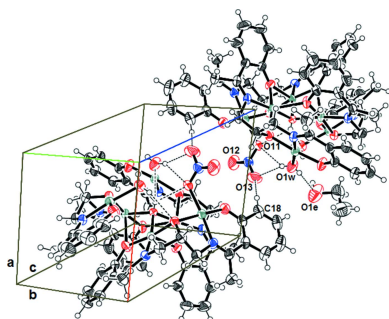
Supporting information: this article has supporting information at journals.iucr.org/e

^aDépartement de Chimie, Faculté des Sciences et Techniques, Université Cheik Anta Diop, Dakar, Senegal, ^bDépartement de Chimie, Faculté des Sciences et Techniques, Université Alioune Diop, Bambey, Senegal, ^cDépartement de Chimie, Faculté des Sciences et Techniques, Université Nouakchott Al Aasriya, Nouakchott, Mauritania, and ^dSubstances Naturelles, CNRS UPR 2301, Université Paris-Sud, Université, Paris-Saclay, 1 av. de la Terrasse, 91198 Gif-sur-Yvette, France. *Correspondence e-mail: i6thiam@yahoo.fr

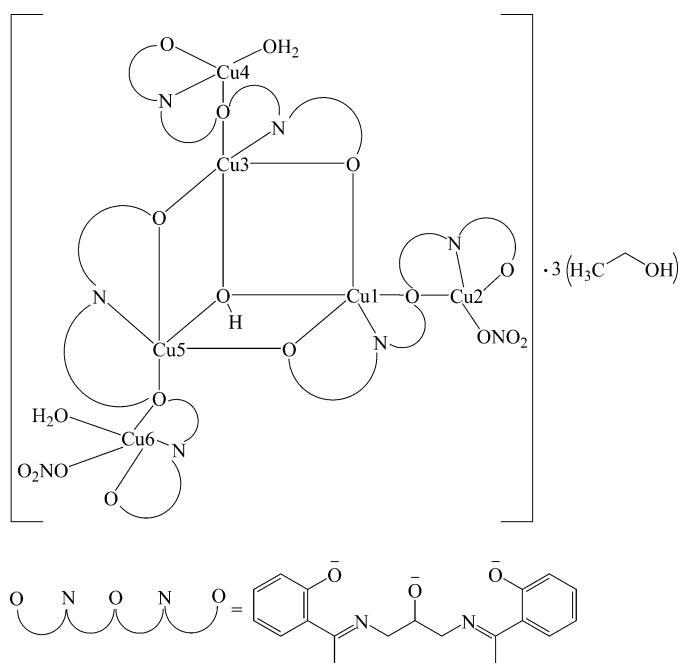
The title molecular structure, namely, diaquatris(μ_3 -1,3-bis[[1-(2-oxidophenyl)ethylidene]amino]propan-2-olato)- μ_3 -hydroxido-dinitratohexacopper(II) ethanol trisolvate, $[\text{Cu}_6(\text{C}_{19}\text{H}_{19}\text{N}_2\text{O}_3)_3(\text{NO}_3)_2(\text{OH})(\text{H}_2\text{O})_2] \cdot 3\text{C}_2\text{H}_5\text{OH}$, corresponds to a non-symmetric hexanuclear copper complex. The complex exhibits one core in which three Cu^{II} metal centres are mutually interconnected, two by two, *via* three phenolato oxygen anions acting in a μ_2 -mode. These three copper cations are interconnected in a μ_3 -mode by one hydroxyl group. An open-cube structure is generated in which each of the Cu^{II} cations of the three CuO_4N units is connected by two μ_2 -O anions from phenolate groups and one μ_3 -O atom from a hydroxy anion. Each of the three pentacoordinated Cu^{II} cations situated in the open-cube unit has a distorted NO_4 square-pyramidal environment. Each of these three Cu^{II} centres is interconnected with another Cu^{II} cation *via* one enolate O atom in μ_2 -mode, yielding one CuNO_4 unit and two CuNO_3 units. The pentacoordinated Cu^{II} atom has a distorted square-pyramidal environment while the two tetracoordinated copper(II) cations are situated in a square-planar environment. A series of intramolecular $\text{O}-\text{H} \cdots \text{O}$ hydrogen bonds are observed. In the crystal, the units are connected two by two by intermolecular $\text{C}-\text{H} \cdots \text{O}$ and $\text{O}-\text{H} \cdots \text{O}$ hydrogen bonds, thus forming sheets parallel to the *ac* plane.

1. Chemical context

The coordination chemistry of pentadentate ligands has been studied extensively. That their structures present symmetrical or asymmetrical pendant arms and bear donor atoms is an asset widely exploited in coordination chemistry. The presence of donor sites on aliphatic or aromatic arms has made it possible to prepare a wide variety of compounds with various structures and interesting physical and chemical properties. 1,3-Diaminopropan-2-ol, which has three donor sites, is a good precursor for the synthesis of ligands with several cavities that can act as chelating agents and/or as bridging ligands (Song *et al.*, 2004; Shit *et al.*, 2013). These types of ligands can generate high nuclearity complexes with original structures. Indeed, ligands rich in hydroxyl groups and containing other donor sites such as nitrogen are used to prepare complexes with very diverse structures (Gungor & Kara, 2015; Dutta *et al.*, 2020; Shit *et al.*, 2013; Sari *et al.*, 2006). Several synthetic strategies have been developed to control the nuclearity and lead to



specific applications in molecular magnetism (Popov *et al.*, 2012; Mikuriya *et al.*, 2018), molecular biology (Grundmeier & Dau, 2012), electrochemistry (Musie *et al.*, 2003) and catalysis (Gamez *et al.*, 2001). The self-assembly synthetic strategy involving transition-metal cations and multidentate ligands has been widely used by coordination chemists, as a result of the wide variety of fascinating structures with the presence of multiple metal centres. The high nuclearity of these complexes and the interactions that can take place between metal cations has increased their interest to chemists (Bonanno *et al.*, 2018; Yang *et al.*, 2014; Haldar *et al.*, 2019).



In a continuation of our work on multidentate Schiff base complexes (Sall *et al.*, 2019; Sarr *et al.*, 2018*a,b*; Mamour *et al.*, 2018), we have explored the possibility of preparing high nuclearity complexes using a Schiff base rich in hydroxyl groups. From 1,3-diaminopropan-2-ol and 1-(2-hydroxyphenyl)ethanone, we obtained a ligand containing three hydroxyl groups. The reaction of this ligand with copper nitrate resulted in the hexanuclear title complex, whose structure presents an open cube involving three of the six copper cations.

2. Structural commentary

The reaction of 1-(2-hydroxyphenyl)ethanone and 1,3-diaminopropan-2-ol in a 2:1 ratio in ethanol yielded the ligand *N,N'*-bis[[1-(2-hydroxyphenyl)ethylidene]]-2-hydroxypropane-1,3-diamine (H_3L). The reaction of ligand H_3L with copper nitrate yielded a complex in which the ligand reacted in tri-deprotonated form as L^{3-} . The coordination complex is formulated as $[Cu_6L_3(NO_3)_2(OH)(H_2O)_2] \cdot 3(EtOH)$ (I) (Fig. 1). In this hexanuclear open-cubane complex, each of the tri-deprotonated ligand acts as a bridge linking one copper(II) cation to two neighbouring Cu^{II} cations. The two imino

nitrogen atoms of the ligand are coordinated to two different Cu cations. One of the phenolato O atoms bridges two copper cations, while the second phenolato O atom is coordinated to a third copper cation. The third copper cation is bridged to the central copper cation *via* the enolato oxygen anion. The tri-deprotonated ligand coordinates in a heptadentate mode (μ_2 - $O_{phenolato}$, η^1 - N_{imino} , μ_2 - $O_{enolato}$, η^1 - N_{imino} , η^1 - $O_{phenolato}$), thus forming four fused chelate rings (two five-membered and two six-membered). Two discrete environments are observed in the structure: $CuNO_4$ and $CuNO_3$. The coordination environments for Cu1, Cu3, Cu5 and Cu6 are best described as square-pyramidal, as shown by the Addison τ parameter calculated from the largest angles (Table 1) around Cu1, Cu3, Cu5 and Cu6: $\tau = 0.045$ (Cu1), $\tau = 0.007$ (Cu3), $\tau = 0.010$ (Cu5), $\tau = 0.040$ (Cu6), ($\tau = 0$ or 1 for perfect square-pyramidal and trigonal-bipyramidal geometries respectively). For Cu6, the basal plane is occupied by one phenolato oxygen anion, one enolate oxygen anion, one water O atom and one azomethine nitrogen atom, the apical position being occupied by an anion oxygen of an unidentate nitrate group. The donor atoms (O8, N6, O9, O2W) of the basal coordination plane are almost coplanar and the Cu6 cation is displaced toward the apical atom (O201) by 0.0963 (9) Å. The *cisoid* angles are in the range 86.12 (9)–94.66 (9)° while the *transoid* angles are 171.23 (9) and 174.18 (9)°. In the basal plane, the Cu6–N6 [1.942 (2) Å] and the Cu6–O_{ligand} distances [1.935 (2) and 1.863 (2) Å] are shorter than the distance of Cu6–O2W [2.028 (2) Å]. The distance between the copper and the nitrate oxygen anion [Cu6–O14B = 2.45 (2) Å] in the apical position is longer than the distances to the atoms in the equatorial

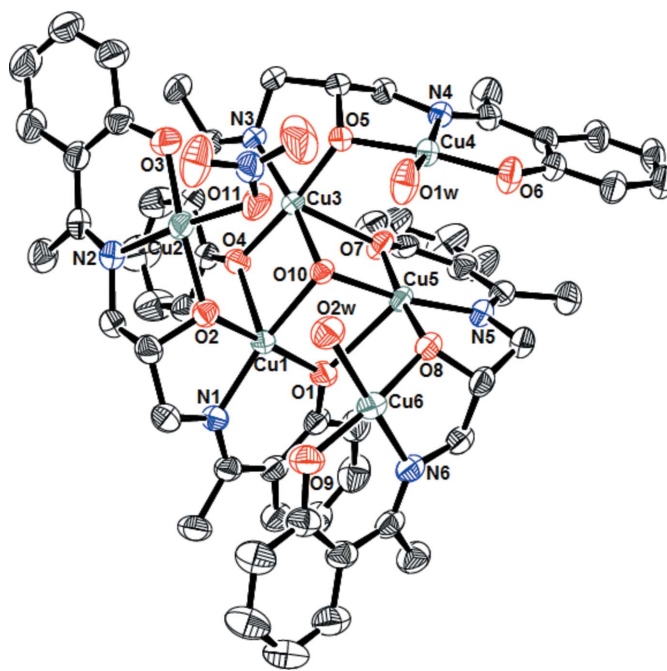


Figure 1
A view of the title compound, showing partial atom-numbering scheme. Displacement ellipsoids are plotted at the 30% probability level. H atoms and solvent molecules and atom labels for C atoms have been omitted for clarity.

Table 1
Selected geometric parameters (Å, °).

Cu3—O10	2.0040 (17)	Cu2—O2	1.9385 (17)
Cu3—O4	1.8963 (17)	Cu2—O3	1.855 (2)
Cu3—O7	2.3648 (17)	Cu2—N2	1.941 (2)
Cu1—O10	2.0043 (19)	Cu6—O14B	2.45 (2)
Cu1—O4	2.3893 (17)	Cu6—O8	1.9350 (18)
Cu1—O1	1.8767 (18)	Cu6—O9	1.863 (2)
Cu5—O10	1.9778 (19)	Cu6—O2W	2.0273 (19)
Cu5—O1	2.4533 (18)	Cu6—N6	1.942 (2)
Cu4—O5	1.9155 (17)	N1—C7	1.295 (3)
Cu4—O6	1.8496 (19)	N3—C26	1.286 (3)
Cu4—O1W	1.961 (2)	N4—C31	1.294 (3)
Cu4—N4	1.934 (2)	N2—C12	1.295 (4)
Cu2—O11	1.986 (2)	N6—C50	1.294 (3)
O4—Cu3—O5	170.39 (8)	O3—Cu2—O2	171.60 (8)
N3—Cu3—O10	170.79 (8)	N2—Cu2—O11	174.77 (9)
O1—Cu1—O2	170.60 (8)	Cu3—O10—Cu1	106.62 (9)
N1—Cu1—O10	167.74 (8)	Cu5—O10—Cu3	106.11 (8)
O7—Cu5—O8	171.86 (8)	Cu5—O10—Cu1	105.99 (9)
N5—Cu5—O10	171.32 (9)	Cu3—O4—Cu1	96.50 (7)
O6—Cu4—O5	173.69 (9)	Cu1—O1—Cu5	93.56 (7)
N4—Cu4—O1W	171.10 (9)	Cu5—O7—Cu3	96.20 (7)

plane because of Jahn–Teller distortion, which is typical for copper(II) d^9 atoms (Monfared *et al.*, 2009). This distance is in accordance with reported values for nitrate square-pyramidal copper complexes (Noor *et al.*, 2015).

For Cu1, Cu3 and Cu5, which are situated on the vertices of the Cu_3O_4 open cube, the basal planes are occupied by one imino nitrogen atom, one phenolate oxygen anion, one enolato oxygen anion from the same ligand molecule and the O atom of the hydroxy oxygen anion that connects the three copper cations. The copper cations situated on the corners of the open cube are connected by two $\mu_2\text{-O}_{\text{phenolate}}$ and one $\mu_3\text{-O}_{\text{hydroxy}}$ atoms. In each case, the apical position is occupied by one phenolate oxygen anion from another ligand. The donor atoms of the basal coordination planes of Cu1, Cu3 and Cu5 centres are situated almost in the same plane and the copper cations are displaced from the corresponding apical positions [-0.1462 (8) Å for Cu1, -0.1253 (8) Å for Cu3 and 0.1122 (8) Å for Cu5]. The open cube, defined as cube missing one corner, is distorted, as shown by the Cu—O—Cu [93.56 (8)– 106.62 (9)°] and O—Cu—O [72.34 (7)– 86.17 (8)°] angles, which deviate severely from the ideal value of 90° expected for a perfect cube. The atoms defining the three sides of the open cube are almost coplanar (Cu1/O1/Cu5/O10, r.m.s. deviation = 0.0864 Å; Cu5/O7/Cu3/O10, r.m.s. deviation = 0.0588 Å; Cu1/O4/Cu3/O10, r.m.s. deviation = 0.0487 Å) and are irregular with edges of different lengths, *i.e.* for Cu1/O1/Cu5/O10 these are O1—Cu1 = 1.877 (2) Å, O10—Cu1 = 2.004 (2) Å, O1—Cu5 = 2.453 (2) Å and O10—Cu5 = 1.978 (2) Å. Additionally, the dihedral angles values of 78.11 (6), 75.77 (5) and 77.57 (5)° between the sides, two by two, confirm the distortion of the open cube. The bond lengths involving the bridging phenolate oxygen anions and the copper cations are asymmetrical: O1—Cu1 = 1.877 (2) Å and O1—Cu5 = 2.453 (2) Å; O4—Cu1 = 2.389 (2) Å and O4—Cu3 = 1.896 (2); and O7—Cu5 = 1.889 (2) Å and O7—Cu3 = 2.365 (2) Å. The distances of the μ_3 -bridging O atom to the

copper cations are slightly different: O10—Cu1 = 2.005 (2) Å, O10—Cu5 = 1.978 (2) Å and O10—Cu3 = 2.004 (2) Å. The axial bond lengths are longer than the equatorial bond lengths as a result of the Jahn–Teller distortion [Cu1—O4 = 2.389 (2) Å, Cu3—O7 = 2.365 (2) Å and Cu5—O1 = 2.453 (2) Å]. The three copper cations are placed at the vertices of an almost isosceles triangle with distances values of 3.1801 (4) Å (Cu1—Cu5), 3.1823 (4) Å (Cu3—Cu5) and 3.2140 (5) Å (Cu1—Cu3) and angle values of 60.68 (1)° (Cu1—Cu5—Cu3), 59.69 (1)° (Cu5—Cu1—Cu3) and 59.62 (1)° (Cu1—Cu3—Cu5).

For the Cu2 and Cu4 centres, the coordination environments can be best described as slightly distorted square planar with r.m.s. deviations from planarity of 0.0601 Å for Cu2/O2/N2/O3/O11 and 0.0909 Å for Cu4/N4/O5/O1W/O6. The τ_4 (Yang *et al.*, 2007) values of 0.097 (Cu2) and 0.106 (Cu4) are in accordance with slightly distorted square-planar geometries. For each copper(II) centre (Cu2 and Cu4), the coordination plane and the nearest neighbouring phenyl ring of the ligand are almost co-planar, with respective dihedral angles values of 4.014 (8) and 3.423 (5)°. The copper cation Cu2 is coordinated by one enolato oxygen anion (O2), one phenoxo oxygen anion (O3), one azomethine nitrogen atom (N2) of the ligand, and one oxygen anion (O11) of an unidentate nitrate group. The Cu2—O2 [1.939 (2) Å], Cu2—O3 [1.855 (2) Å] and Cu2—N2 [1.941 (2) Å] distances are in close proximity to values reported for copper(II) complexes with analogous Schiff base ligands (Popov *et al.*, 2012; Chen *et al.*, 2004; Dutta *et al.*, 2020). The Cu2—O11 bond length [1.9856 (2) Å] is comparable to the distance reported for a nitrate copper complex with square-planar geometry (Thiam *et al.*, 2010). The *cisoid* angle values are in the range 86.37(9)–94.26 (10)° and the *transoid* angles are 171.59 (9) and 174.77 (10)°. The Cu4 cation is coordinated by one enolato oxygen anion (O5), one phenoxo oxygen anion (O6), one azomethine nitrogen atom (N4) of the ligand, and one O atom from a coordinated water molecule. The distances of Cu4 to the coordinated atoms from the ligand [1.916 (2), 1.850 (2) and 1.934 (2) Å] are comparable with those involving Cu2. The Cu4—O1W distance value of 1.961 (2) Å is similar to those reported for square-planar copper(II) complexes (Liang *et al.*, 2010). The *cisoid* angles are in the range 86.56 (8)–95.34 (9)° and the *transoid* angles are 171.10 (9) and 173.69 (9)°. The double-bond character of the C—N bonds [overall values 1.286 (3)–1.295 (3) Å] is indicative of the presence of the imino groups in the three ligands.

3. Supramolecular features

In the crystal, intramolecular and intermolecular O—H...O hydrogen bonds involving the hydroxyl group, the coordinated water molecules and the nitrate and ethanol groups are observed. The complex molecules are interconnected by intermolecular hydrogen bonds of type O—H...O ($\text{O}_{\text{water}}\text{—H}\cdots\text{O}_{\text{ethanol}}$ and $\text{O}_{\text{water}}\text{—H}\cdots\text{O}_{\text{nitrate}}$) and C—H...O ($\text{C}_{\text{phenolate}}\text{—H}\cdots\text{O}_{\text{nitrate}}$) (Fig. 2, Table 2). The complex molecules are disposed into zigzagging two-dimensional sheets

Table 2
Hydrogen-bond geometry (Å, °).

$D-H\cdots A$	$D-H$	$H\cdots A$	$D\cdots A$	$D-H\cdots A$
O10—H10 \cdots O11	0.51 (4)	2.43 (4)	2.854 (3)	142 (6)
O10—H10 \cdots O2W	0.51 (4)	2.75 (3)	2.910 (3)	103 (4)
O10—H10 \cdots O1W	0.51 (4)	2.73 (4)	3.155 (3)	143 (6)
O1W—H1WA \cdots O1E	0.86	2.26	2.625 (4)	106
O1W—H1WB \cdots O13	0.86	2.21	2.876 (4)	135
C11—H11B \cdots O4E ⁱ	0.97	2.31	3.280 (4)	174
C18—H18 \cdots O13 ⁱⁱ	0.93	2.54	3.328 (4)	143
O4E—H4E \cdots N202	0.82	2.66	3.447 (5)	161
O4E—H4E \cdots O16B	0.82	2.45	3.13 (2)	141
O4E—H4E \cdots O15B	0.82	2.12	2.87 (3)	151

Symmetry codes: (i) $-x + 1, -y + 1, -z + 1$; (ii) $-x + 1, -y + 1, -z$.

parallel to the ac plane (Fig. 3). The coordinating water molecules are directed toward the interlayer region, which is also occupied by the uncoordinated ethanol molecules. Adjacent sheets are linked to one another by hydrogen bonds of type $C-H\cdots O_{\text{ethanol}}$ or $C-H\cdots O_{\text{nitrate}}$ (C11—H11B \cdots O4_{ethanol} and C18—H18 \cdots O13_{nitrate}; Table 3). The series of intermolecular and intramolecular hydrogen bonds stabilize and link the components into a three-dimensional network.

4. Database survey

The ligand N,N' -bis[(1-(2-hydroxyphenyl)ethylidene)]-2-hydroxypropane-1,3-diamine has been widely used in coordination chemistry. The current release of the CSD (Version 5.42, November 2021 update; Groom *et al.*, 2016) gave ten hits. Three are complexes of the ligand with Ni^{II} cations [KARPOK and KARPUQ (Liu *et al.*, 2012); OMOFUS (Banerjee *et al.*, 2011)]. Three other entries are complexes of Cu^{II} cations [KUKTAM (Basak *et al.*, 2009), NADDIJ and NADDOP (Osypiuk *et al.*, 2020)]. In addition, two Co^{II} complexes (OMOFOM and OMOGAZ; Banerjee *et al.*, 2011),

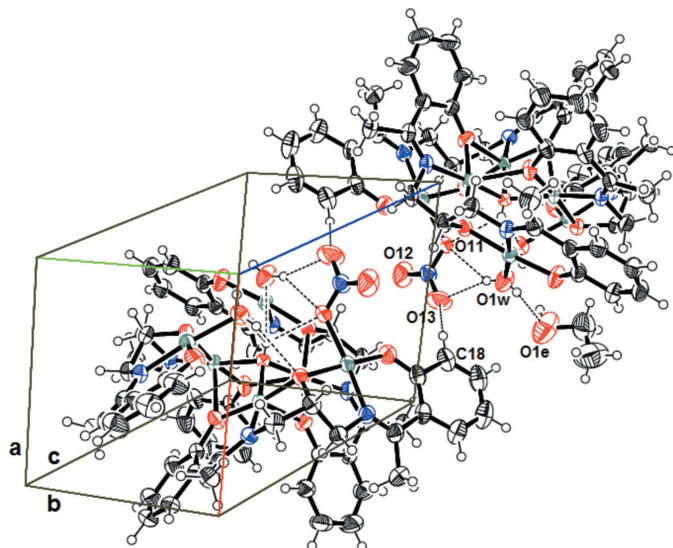


Figure 2
Sheets parallel to the ac plane.

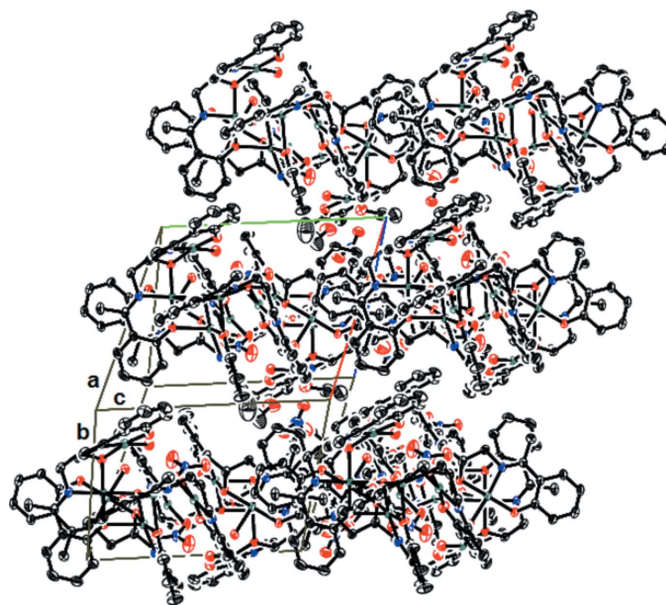
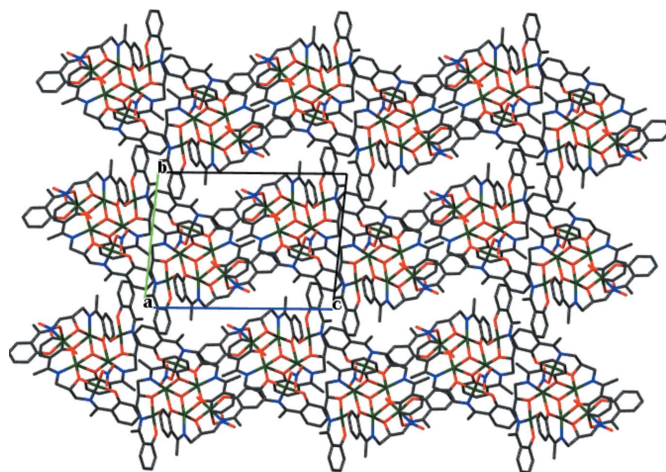


Figure 3
Two views of the zigzagging two-dimensional sheets parallel to the ac plane.

one Fe^{II} (RIDHUI; Biswas *et al.*, 2013) and one V^V complex (KEWGUQ; Maurya *et al.*, 2013) have been reported. In all of the ten cases, the ligand acts in a pentadentate mode through the two soft azomethine nitrogen atoms, the two hard phenolate oxygen anions and the one hard enolate oxygen anion. In seven cases (KARPOK, KARPUQ, OMOFUS, KUKTAM, NADDIJ, NADDOP and OMOGAZ), the complexes are tetranuclear while two dinuclear (OMOFOM and RIDHUI) and one mononuclear (KEWGUQ) complexes have been reported.

5. Synthesis and crystallization

Reaction of 1-(2-hydroxyphenyl)ethanone and 2-hydroxypropane-1,3-diamine in a 2:1 ratio in ethanol yielded the

ligand *N,N'*-bis[[1-(2-hydroxyphenyl)ethylidene]]-2-hydroxypropane-1,3-diamine (*HL*₃), which was prepared according to a literature method (Song *et al.*, 2003) with slight modifications. To a solution of 1,3-diaminopropane-2-ol (0.900 g, 10 mmol) in 25 mL of ethanol was added, dropwise, (2-hydroxyphenyl)ethanone (2.720 g, 20 mmol). The resulting orange mixture was refluxed for 180 min, affording the organic ligand *H*₃*L*. The yellow precipitate that appeared on cooling was recovered by filtration and dried in air. Yield 75%, m.p. 479–480 K. FT-IR (KBr, ν , cm^{-1}): 3538 (OH), 3268 (OH), 1605 (C=N), 1538 (C=C), 1528 (C=C), 1455 (C=C), 1247 (C–O), 1043, 760. Analysis calculated for $\text{C}_{19}\text{H}_{22}\text{N}_2\text{O}_3$: C, 69.92; H, 6.79; N, 8.58. Found: C, 69.90; H, 6.76; N, 8.56%. A solution of $\text{Cu}(\text{NO}_3)_2 \cdot 3\text{H}_2\text{O}$ (0.241 g, 1 mmol) in 5 mL of ethanol was added to a solution of *H*₃*L* (0.163 g, 0.5 mmol) in 10 mL of ethanol at room temperature. The initial yellow solution immediately turned dark green and was stirred for 30 min. The mixture was filtered, and the filtrate was kept at 298 K. After one week, light-green crystals suitable for X-ray diffraction were collected and formulated as $[\text{Cu}_6\text{L}_3(\text{NO}_3)_2(\text{OH})(\text{H}_2\text{O})_2] \cdot 3\text{EtOH}$. FT-IR (KBr, ν , cm^{-1}): 1625, 1600, 1540, 1446, 1382, 1304, 1258, 1180, 1120, 1007, 895, 760. Analysis calculated for $\text{C}_{63}\text{H}_{80}\text{Cu}_6\text{N}_8\text{O}_{21}$: C, 45.40; H, 4.84; N, 6.72. Found: C, 45.38; H, 4.82; N, 6.74%.

6. Refinement

Crystal data, data collection and structure refinement details are summarized in Table 3. Hydroxyl H atoms were located from difference-Fourier maps and refined. Other H atoms (CH, CH₂, CH₃ groups, hydroxyl groups of ethanol molecules and water molecules) were geometrically optimized (C–H = 0.93–0.98 Å, O–H_{hydroxy} = 0.82 Å and O–H_{water} = 0.86–0.87 Å) and refined as riding with $U_{\text{iso}}(\text{H}) = 1.2U_{\text{eq}}(\text{C})$ (1.5 for CH₃ and OH groups).

Funding information

The authors are grateful to the Sonatel Foundation for financial support.

References

Banerjee, S., Nandy, M., Sen, S., Mandal, S., Rosair, G. M., Slawin, A. M. Z., Gómez García, C. J., Clemente-Juan, J. M., Zangrando, E., Guidolin, N. & Mitra, S. (2011). *Dalton Trans.* **40**, 1652–1661.
 Basak, S., Sen, S., Rosair, G., Desplanches, C., Garribba, E. & Mitra, S. (2009). *Aust. J. Chem.* **62**, 366–375.
 Biswas, R., Diaz, C., Bauzá, A., Frontera, A. & Ghosh, A. (2013). *Dalton Trans.* **42**, 12274–12283.
 Bruker (2016). *APEX3* and *SAINT*. Bruker AXS Inc., Madison, Wisconsin, USA.
 Bonanno, N. M., Lough, A. J. & Lemaire, M. T. (2018). *Inorg. Chem.* **57**, 4837–4840.
 Chen, G., Sun, Y.-X., Sun, M. & Qi, W. (2004). *Acta Cryst. E* **60**, m1550–m1551.
 Dolomanov, O. V., Bourhis, L. J., Gildea, R. J., Howard, J. A. K. & Puschmann, H. (2009). *J. Appl. Cryst.* **42**, 339–341.
 Dutta, N., Haldar, S., Majumder, A., Vijaykumar, G., Carrella, L. & Bera, M. (2020). *Inorg. Chem. Commun.* **121**, 108208.

Table 3

Experimental details.

Crystal data	
Chemical formula	$[\text{Cu}_6(\text{C}_{19}\text{H}_{19}\text{N}_2\text{O}_3)_3(\text{NO}_3)_2(\text{OH})(\text{H}_2\text{O})_2] \cdot 3\text{C}_2\text{H}_6\text{O}$
M_r	1666.59
Crystal system, space group	Triclinic, $P\bar{1}$
Temperature (K)	293
a, b, c (Å)	13.6406 (5), 14.0568 (5), 18.5907 (7)
α, β, γ (°)	83.626 (3), 86.186 (3), 72.288 (3)
V (Å ³)	3372.7 (2)
Z	2
Radiation type	Mo $K\alpha$
μ (mm ⁻¹)	1.94
Crystal size (mm)	0.3 × 0.2 × 0.1
Data collection	
Diffractometer	Nonius KappaCCD
Absorption correction	Multi-scan (<i>SADABS</i> ; Sheldrick, 1996)
$T_{\text{min}}, T_{\text{max}}$	0.967, 1.000
No. of measured, independent and observed [$I > 2\sigma(I)$] reflections	73743, 14284, 12395
R_{int}	0.033
$(\sin \theta/\lambda)_{\text{max}}$ (Å ⁻¹)	0.633
Refinement	
$R[F^2 > 2\sigma(F^2)], wR(F^2), S$	0.033, 0.091, 1.04
No. of reflections	14284
No. of parameters	929
No. of restraints	3
H-atom treatment	H atoms treated by a mixture of independent and constrained refinement
$\Delta\rho_{\text{max}}, \Delta\rho_{\text{min}}$ (e Å ⁻³)	0.82, -0.56

Computer programs: *APEX3* and *SAINT* (Bruker, 2016), *SHELXT2018/2* (Sheldrick, 2015a), *SHELXL* (Sheldrick, 2015b) and *OLEX2* (Dolomanov *et al.*, 2009).

Gamez, P., Aubel, P. G., Driessen, W. L. & Reedijk, J. (2001). *Chem. Soc. Rev.* **30**, 376–385.
 Groom, C. R., Bruno, I. J., Lightfoot, M. P. & Ward, S. C. (2016). *Acta Cryst. B* **72**, 171–179.
 Grundmeier, A. & Dau, H. (2012). *BBA-Bioenergetics* **1817**, 88–105.
 Gungor, E. & Kara, H. (2015). *J. Struct. Chem.* **56**, 1646–1652.
 Haldar, S., Dutta, N., Vijaykumar, G., Das, A., Carrella, L., Oliver, A. & Bera, M. (2019). *Polyhedron*, **172**, 58–66.
 Liang, Q., Chen, X., Zhang, H. & Zou, Z. (2010). *Acta Cryst. E* **66**, m40.
 Liu, S., Wang, S., Cao, F., Fu, H., Li, D. & Dou, J. (2012). *RSC Adv.* **2**, 1310–1313.
 Mamour, S., Mayoro, D., Elhadj Ibrahima, T., Mohamed, G., Aliou Hamady, B. & Ellena, J. (2018). *Acta Cryst. E* **74**, 642–645.
 Maurya, M. R., Bisht, M., Chaudhary, N., AVECILLA, F., Kumar, U. & Hsu, H.-F. (2013). *Polyhedron*, **54**, 180–188.
 Mikuriya, M., Kudo, S., Matsumoto, C., Kurahashi, S., Tomohara, S., Koyama, Y., Yoshioka, D. & Mitsuhashi, R. (2018). *Chem. Pap.* **72**, 853–862.
 Monfared, H. H., Sanchiz, J., Kalantari, Z. & Janiak, C. (2009). *Inorg. Chim. Acta*, **362**, 3791–3795.
 Musie, G. T., Li, X. & Powell, D. R. (2003). *Inorg. Chim. Acta*, **348**, 69–74.
 Noor, S., Kumar, S., Sabir, S., Seidel, R. W. & Goddard, R. (2015). *Acta Cryst. E* **71**, m205–m206.
 Osypiuk, D., Cristóvão, B. & Bartyzel, A. (2020). *Crystals*, **10**, 1004.
 Popov, L. D., Levchenkov, S. I., Shcherbakov, I. N., Lukov, V. V., Suponitsky, K. Y. & Kogan, V. A. (2012). *Inorg. Chem. Commun.* **17**, 1–4.

- Sall, O., Tamboura, F. B., Sy, A., Barry, A. H., Thiam, E. I., Gaye, M. & Ellena, J. (2019). *Acta Cryst.* **E75**, 1069–1075.
- Sari, M., Atakol, O., Svoboda, I. & Fuess, H. (2006). *Acta Cryst.* **E62**, m563–m565.
- Sarr, M., Diop, M., Thiam, I. E., Gaye, M., Barry, A. H., Alvarez, N. & Ellena, J. (2018*b*). *Eur. J. Chem.* **9**, 67–73.
- Sarr, M., Diop, M., Thiam, E. I., Gaye, M., Barry, A. H., Orton, J. B. & Coles, S. J. (2018*a*). *Acta Cryst.* **E74**, 1862–1866.
- Sheldrick, G. M. (1996). *SADABS*. University of Göttingen, Germany.
- Sheldrick, G. M. (2015*a*). *Acta Cryst.* **A71**, 3–8.
- Sheldrick, G. M. (2015*b*). *Acta Cryst.* **C71**, 3–8.
- Shit, S., Nandy, M., Rosair, G., Salah El Fallah, M., Ribas, J., Garribba, E. & Mitra, S. (2013). *Polyhedron*, **52**, 963–969.
- Song, Y., Gamez, P., Roubeau, O., Lutz, M., Spek, A. L. & Reedijk, J. (2003). *Eur. J. Inorg. Chem.* pp. 2924–2928.
- Song, Y., Massera, C., Roubeau, O., Gamez, P., Lanfredi, A. M. M. & Reedijk, J. (2004). *Inorg. Chem.* **43**, 6842–6847.
- Thiam, I. E., Retailleau, P., Navaza, A. & Gaye, M. (2010). *Acta Cryst.* **E66**, m136.
- Yang, L., Powell, D. R. & Houser, R. P. (2007). *Dalton Trans.* pp. 955–964.
- Yang, X.-Y., Li, Y. & Pullarkat, S. A. (2014). *Inorg. Chem.* **53**, 10232–10239.

supporting information

Acta Cryst. (2021). E77, 708-713 [https://doi.org/10.1107/S2056989021005570]

Hexanuclear copper(II) complex of 2-hydroxy-*N,N'*-bis[1-(2-hydroxyphenyl)-ethylidene]propane-1,3-diamine incorporating an open-cubane core

Momath Kébé, Ibrahima Elhadji Thiam, Mouhamadou Moustapha Sow, Ousmane Diouf, Aliou Hamady Barry, Abdou Salam Sall, Pascal Retailleau and Mohamed Gaye

Computing details

Data collection: *APEX3* (Bruker, 2016); cell refinement: *S SAINT* (Bruker, 2016); data reduction: *S SAINT* (Bruker, 2016); program(s) used to solve structure: *SHELXT2018/2* (Sheldrick, 2015a); program(s) used to refine structure: *SHELXL* (Sheldrick, 2015b); molecular graphics: *OLEX2* (Dolomanov *et al.*, 2009); software used to prepare material for publication: *OLEX2* (Dolomanov *et al.*, 2009).

(I)

Crystal data

$[\text{Cu}_6(\text{C}_{19}\text{H}_{19}\text{N}_2\text{O}_3)_3(\text{NO}_3)_2(\text{OH})(\text{H}_2\text{O})_2] \cdot 3\text{C}_2\text{H}_6\text{O}$
 $M_r = 1666.59$
 Triclinic, $P\bar{1}$
 $a = 13.6406$ (5) Å
 $b = 14.0568$ (5) Å
 $c = 18.5907$ (7) Å
 $\alpha = 83.626$ (3)°
 $\beta = 86.186$ (3)°
 $\gamma = 72.288$ (3)°
 $V = 3372.7$ (2) Å³

$Z = 2$
 $F(000) = 1712$
 $D_x = 1.641$ Mg m⁻³
 Mo $K\alpha$ radiation, $\lambda = 0.71073$ Å
 Cell parameters from 5100 reflections
 $\theta = 2.4\text{--}28.6^\circ$
 $\mu = 1.94$ mm⁻¹
 $T = 293$ K
 Prismatic, green
 $0.3 \times 0.2 \times 0.1$ mm

Data collection

KappaCCD
 diffractometer
 Detector resolution: 9 pixels mm⁻¹
 CCD scans
 Absorption correction: multi-scan
 $T_{\min} = 0.967$, $T_{\max} = 1.000$
 73743 measured reflections

14284 independent reflections
 12395 reflections with $I > 2\sigma(I)$
 $R_{\text{int}} = 0.033$
 $\theta_{\max} = 26.7^\circ$, $\theta_{\min} = 2.8^\circ$
 $h = -17 \rightarrow 17$
 $k = -17 \rightarrow 17$
 $l = -23 \rightarrow 23$

Refinement

Refinement on F^2
 Least-squares matrix: full
 $R[F^2 > 2\sigma(F^2)] = 0.033$
 $wR(F^2) = 0.091$
 $S = 1.04$
 14284 reflections
 929 parameters
 3 restraints

Hydrogen site location: mixed
 H atoms treated by a mixture of independent and constrained refinement
 $w = 1/[\sigma^2(F_o^2) + (0.0432P)^2 + 3.2696P]$
 where $P = (F_o^2 + 2F_c^2)/3$
 $(\Delta/\sigma)_{\max} = 0.001$
 $\Delta\rho_{\max} = 0.82$ e Å⁻³
 $\Delta\rho_{\min} = -0.56$ e Å⁻³

Special details

Geometry. All esds (except the esd in the dihedral angle between two l.s. planes) are estimated using the full covariance matrix. The cell esds are taken into account individually in the estimation of esds in distances, angles and torsion angles; correlations between esds in cell parameters are only used when they are defined by crystal symmetry. An approximate (isotropic) treatment of cell esds is used for estimating esds involving l.s. planes.

Fractional atomic coordinates and isotropic or equivalent isotropic displacement parameters (\AA^2)

	<i>x</i>	<i>y</i>	<i>z</i>	$U_{\text{iso}}^*/U_{\text{eq}}$	Occ. (<1)
Cu3	0.26915 (2)	0.40125 (2)	0.15888 (2)	0.03091 (7)	
Cu1	0.27776 (2)	0.42624 (2)	0.32790 (2)	0.03074 (7)	
Cu5	0.34276 (2)	0.20896 (2)	0.27233 (2)	0.03197 (7)	
Cu4	0.45315 (2)	0.20182 (2)	0.10809 (2)	0.03414 (8)	
Cu2	0.34537 (2)	0.58294 (2)	0.20408 (2)	0.03620 (8)	
O11	0.47163 (16)	0.47175 (15)	0.18459 (13)	0.0555 (6)	
N102	0.54911 (19)	0.49292 (17)	0.15507 (13)	0.0430 (5)	
O12	0.5566 (2)	0.57631 (18)	0.15453 (17)	0.0771 (8)	
O13	0.6141 (2)	0.4241 (2)	0.12800 (19)	0.0958 (11)	
Cu6	0.46902 (2)	0.25221 (2)	0.40915 (2)	0.03727 (8)	
O14B	0.6475 (14)	0.152 (2)	0.4307 (18)	0.074 (6)	0.43 (8)
N202	0.6961 (3)	0.1605 (3)	0.4849 (2)	0.0743 (9)	
O16B	0.7637 (19)	0.203 (3)	0.4682 (15)	0.087 (7)	0.43 (8)
O15B	0.708 (5)	0.102 (5)	0.5418 (17)	0.143 (11)	0.43 (8)
O10	0.35231 (15)	0.34640 (13)	0.24727 (10)	0.0291 (4)	
H10	0.384 (2)	0.350 (4)	0.232 (2)	0.073 (17)*	
O2	0.34884 (13)	0.52783 (13)	0.30453 (9)	0.0348 (4)	
O5	0.37695 (14)	0.34071 (12)	0.09029 (9)	0.0347 (4)	
O8	0.45828 (14)	0.16793 (13)	0.33636 (9)	0.0364 (4)	
O4	0.17301 (13)	0.47876 (13)	0.22424 (9)	0.0374 (4)	
O1	0.22912 (15)	0.31642 (14)	0.35827 (10)	0.0415 (4)	
O7	0.24464 (15)	0.24428 (13)	0.19929 (10)	0.0397 (4)	
O9	0.46067 (17)	0.34675 (16)	0.47384 (10)	0.0495 (5)	
O3	0.33169 (16)	0.62254 (15)	0.10579 (11)	0.0482 (5)	
O2W	0.52462 (16)	0.34018 (16)	0.33383 (11)	0.0478 (5)	
H2WA	0.483126	0.400782	0.330414	0.072*	
H2WB	0.524712	0.321109	0.291044	0.072*	
O6	0.52042 (16)	0.06843 (14)	0.13553 (12)	0.0483 (5)	
O1W	0.55379 (17)	0.24409 (15)	0.15701 (14)	0.0562 (6)	
H1WA	0.552628	0.224827	0.202374	0.084*	
H1WB	0.535206	0.308242	0.155417	0.084*	
N5	0.34465 (17)	0.06909 (15)	0.28312 (12)	0.0366 (5)	
N1	0.23171 (16)	0.48927 (16)	0.41787 (11)	0.0354 (4)	
N3	0.19297 (17)	0.47496 (15)	0.07387 (11)	0.0353 (4)	
N4	0.35642 (17)	0.17511 (15)	0.04761 (11)	0.0356 (4)	
N2	0.22263 (17)	0.68655 (16)	0.23230 (12)	0.0376 (5)	
N6	0.40344 (17)	0.17147 (17)	0.47557 (12)	0.0387 (5)	
C7	0.18607 (19)	0.4560 (2)	0.47399 (13)	0.0371 (5)	
C20	0.07635 (19)	0.52770 (19)	0.21000 (14)	0.0352 (5)	

C1	0.1607 (2)	0.31345 (19)	0.41129 (14)	0.0380 (5)
C26	0.1061 (2)	0.54451 (18)	0.07321 (13)	0.0363 (5)
C10	0.2991 (2)	0.6107 (2)	0.34627 (14)	0.0395 (6)
H10A	0.344598	0.652585	0.347556	0.047*
C25	0.0398 (2)	0.5632 (2)	0.13906 (15)	0.0391 (6)
C48	0.4605 (2)	0.07339 (19)	0.37428 (15)	0.0403 (6)
H48	0.530044	0.040509	0.391873	0.048*
C11	0.2003 (2)	0.6723 (2)	0.31042 (14)	0.0413 (6)
H11A	0.148399	0.637664	0.319344	0.050*
H11B	0.174402	0.736740	0.330030	0.050*
C45	0.2881 (2)	0.0286 (2)	0.25189 (14)	0.0402 (6)
C39	0.1788 (2)	0.1953 (2)	0.19148 (13)	0.0387 (6)
C12	0.1539 (2)	0.74659 (19)	0.19013 (15)	0.0406 (6)
C33	0.4114 (2)	−0.00413 (19)	0.07486 (14)	0.0369 (5)
C38	0.4955 (2)	−0.00899 (19)	0.11758 (14)	0.0393 (6)
C14	0.1755 (2)	0.7628 (2)	0.11249 (15)	0.0432 (6)
C31	0.3412 (2)	0.0897 (2)	0.04257 (14)	0.0388 (6)
C6	0.1395 (2)	0.3760 (2)	0.46934 (14)	0.0389 (6)
C29	0.3363 (2)	0.35247 (19)	0.02049 (13)	0.0385 (6)
H29	0.392788	0.346029	−0.015882	0.046*
C52	0.3861 (2)	0.2683 (2)	0.57706 (14)	0.0425 (6)
C57	0.4333 (2)	0.3393 (2)	0.54279 (15)	0.0430 (6)
C50	0.3630 (2)	0.1919 (2)	0.53911 (14)	0.0407 (6)
C30	0.2873 (2)	0.26973 (19)	0.01504 (14)	0.0403 (6)
H30A	0.220724	0.285068	0.040503	0.048*
H30B	0.277218	0.264110	−0.035304	0.048*
C28	0.2603 (2)	0.45634 (19)	0.00831 (14)	0.0430 (6)
H28A	0.296647	0.506237	−0.000681	0.052*
H28B	0.219496	0.460380	−0.033360	0.052*
C49	0.3854 (2)	0.0910 (2)	0.43897 (15)	0.0420 (6)
H49A	0.315113	0.110708	0.423144	0.050*
H49B	0.396950	0.030161	0.471690	0.050*
C47	0.4357 (2)	0.0077 (2)	0.32343 (16)	0.0447 (6)
H47A	0.493601	−0.016513	0.290148	0.054*
H47B	0.421140	−0.049776	0.350687	0.054*
C34	0.3961 (2)	−0.0959 (2)	0.06230 (17)	0.0456 (6)
H34	0.341428	−0.094117	0.034323	0.055*
C9	0.2783 (2)	0.5696 (2)	0.42281 (15)	0.0433 (6)
H9A	0.342047	0.543434	0.448457	0.052*
H9B	0.231806	0.622368	0.448939	0.052*
C44	0.1967 (2)	0.0912 (2)	0.21363 (15)	0.0433 (6)
C19	0.2634 (2)	0.7014 (2)	0.07612 (15)	0.0430 (6)
C37	0.5581 (2)	−0.1043 (2)	0.14436 (16)	0.0465 (6)
H37	0.613835	−0.108570	0.172097	0.056*
C40	0.0862 (2)	0.2485 (2)	0.15771 (16)	0.0507 (7)
H40	0.074005	0.316381	0.142863	0.061*
C21	0.0055 (2)	0.5483 (2)	0.26906 (16)	0.0500 (7)
H21	0.027877	0.524611	0.315701	0.060*

C27	0.0697 (3)	0.6096 (2)	0.00429 (16)	0.0498 (7)
H27A	0.027849	0.674821	0.015851	0.075*
H27B	0.029929	0.579511	-0.021464	0.075*
H27C	0.128140	0.615913	-0.025405	0.075*
C35	0.4583 (2)	-0.1876 (2)	0.08949 (18)	0.0503 (7)
H35	0.445766	-0.246387	0.080161	0.060*
C56	0.4501 (3)	0.4105 (3)	0.58486 (17)	0.0558 (8)
H56	0.478737	0.458896	0.562606	0.067*
C5	0.0698 (2)	0.3587 (2)	0.52516 (16)	0.0508 (7)
H5	0.056342	0.397695	0.564032	0.061*
C8	0.1792 (3)	0.4997 (2)	0.54539 (15)	0.0510 (7)
H8A	0.197019	0.446278	0.583647	0.076*
H8B	0.110182	0.541525	0.553991	0.076*
H8C	0.225958	0.538942	0.543959	0.076*
C36	0.5394 (3)	-0.1909 (2)	0.13075 (17)	0.0514 (7)
H36	0.582000	-0.252565	0.149631	0.062*
C53	0.3612 (3)	0.2718 (3)	0.65203 (17)	0.0572 (8)
H53	0.330892	0.225414	0.675595	0.069*
C2	0.1082 (3)	0.2418 (2)	0.41137 (19)	0.0539 (7)
H2	0.119918	0.201860	0.373136	0.065*
C18	0.2780 (3)	0.7253 (3)	0.00078 (16)	0.0537 (7)
H18	0.334628	0.685543	-0.023813	0.064*
C4	0.0214 (3)	0.2868 (3)	0.5242 (2)	0.0618 (9)
H4	-0.023576	0.276928	0.562031	0.074*
C51	0.2902 (2)	0.1381 (3)	0.57490 (18)	0.0547 (8)
H51A	0.230334	0.185992	0.593733	0.082*
H51B	0.323795	0.091260	0.613790	0.082*
H51C	0.269921	0.102823	0.540051	0.082*
C13	0.0494 (2)	0.8001 (2)	0.22090 (19)	0.0543 (7)
H13A	0.000138	0.817472	0.183404	0.081*
H13B	0.051906	0.859959	0.240006	0.081*
H13C	0.029410	0.756948	0.258935	0.081*
C17	0.2110 (3)	0.8051 (3)	-0.03647 (18)	0.0633 (9)
H17	0.222439	0.819080	-0.085837	0.076*
C46	0.3131 (3)	-0.0840 (2)	0.25508 (18)	0.0549 (8)
H46A	0.288793	-0.101614	0.212633	0.082*
H46B	0.280145	-0.107984	0.297433	0.082*
H46C	0.386285	-0.114111	0.257190	0.082*
C55	0.4253 (3)	0.4100 (3)	0.65739 (18)	0.0658 (10)
H55	0.439053	0.456522	0.683947	0.079*
C24	-0.0643 (2)	0.6184 (3)	0.13261 (19)	0.0600 (9)
H24	-0.089030	0.642032	0.086524	0.072*
C3	0.0399 (3)	0.2292 (3)	0.4666 (2)	0.0630 (9)
H3	0.005786	0.181409	0.465104	0.076*
C43	0.1199 (3)	0.0485 (3)	0.1994 (2)	0.0666 (10)
H43	0.130776	-0.019621	0.212685	0.080*
C15	0.1093 (3)	0.8438 (2)	0.07133 (19)	0.0606 (8)
H15	0.051529	0.884516	0.094237	0.073*

C22	-0.0961 (3)	0.6029 (3)	0.2594 (2)	0.0684 (10)	
H22	-0.141280	0.615301	0.299338	0.082*	
C16	0.1263 (3)	0.8651 (3)	-0.0012 (2)	0.0701 (10)	
H16	0.081091	0.919827	-0.026654	0.084*	
C32	0.2496 (3)	0.0849 (3)	0.0041 (2)	0.0599 (8)	
H32A	0.214545	0.044365	0.034003	0.090*	
H32B	0.272193	0.055764	-0.040759	0.090*	
H32C	0.203461	0.151345	-0.005629	0.090*	
C41	0.0132 (3)	0.2032 (3)	0.1459 (2)	0.0661 (10)	
H41	-0.047657	0.240543	0.123863	0.079*	
C54	0.3801 (3)	0.3410 (3)	0.69121 (18)	0.0684 (10)	
H54	0.362483	0.341361	0.740396	0.082*	
C42	0.0301 (3)	0.1023 (3)	0.1669 (2)	0.0790 (13)	
H42	-0.018959	0.071318	0.159012	0.095*	
C23	-0.1314 (3)	0.6392 (4)	0.1910 (2)	0.0774 (12)	
H23	-0.199653	0.677280	0.184504	0.093*	
O1E	0.7184 (3)	0.1473 (3)	0.2304 (2)	0.1102 (12)	
H1E	0.696426	0.187818	0.260536	0.165*	
C2E	0.7195 (4)	0.0498 (4)	0.2618 (3)	0.0964 (15)	
H2EA	0.649987	0.044852	0.267654	0.116*	
H2EB	0.750187	0.035764	0.308862	0.116*	
C3E	0.7804 (5)	-0.0208 (5)	0.2123 (4)	0.133 (2)	
H3EA	0.780131	-0.087531	0.229966	0.200*	
H3EB	0.849951	-0.017689	0.208977	0.200*	
H3EC	0.751412	-0.003753	0.165191	0.200*	
O4E	0.8827 (3)	0.1187 (3)	0.6110 (2)	0.1057 (12)	
H4E	0.829086	0.136427	0.588792	0.159*	
C5E	0.9362 (5)	0.0241 (4)	0.5980 (3)	0.1034 (17)	
H5EA	0.937397	0.017419	0.546563	0.124*	
H5EB	0.902534	-0.022216	0.623292	0.124*	
C6E	1.0416 (6)	-0.0011 (5)	0.6222 (4)	0.137 (3)	
H6EA	1.080592	-0.065847	0.607859	0.206*	
H6EB	1.040758	-0.002482	0.673943	0.206*	
H6EC	1.072798	0.048381	0.600560	0.206*	
O7E	0.7319 (3)	0.2834 (4)	0.3279 (2)	0.1182 (13)	
H7E	0.695981	0.316198	0.359088	0.177*	
C8E	0.8232 (9)	0.3177 (8)	0.3102 (4)	0.172 (4)	
H8EA	0.836358	0.352431	0.349068	0.207*	
H8EB	0.883662	0.261511	0.301851	0.207*	
C9E	0.7977 (8)	0.3837 (7)	0.2462 (6)	0.229 (6)	
H9EA	0.778579	0.349547	0.209975	0.343*	
H9EB	0.856115	0.405052	0.228575	0.343*	
H9EC	0.741038	0.441138	0.256569	0.343*	
O16A	0.750 (2)	0.216 (2)	0.4779 (17)	0.112 (7)	0.57 (8)
O15A	0.675 (2)	0.138 (2)	0.5466 (7)	0.115 (5)	0.57 (8)
O14A	0.6499 (14)	0.1441 (17)	0.4376 (16)	0.085 (6)	0.57 (8)

Atomic displacement parameters (\AA^2)

	U^{11}	U^{22}	U^{33}	U^{12}	U^{13}	U^{23}
Cu3	0.03783 (16)	0.02639 (14)	0.02544 (14)	-0.00612 (12)	-0.00082 (11)	0.00037 (11)
Cu1	0.03459 (15)	0.02884 (15)	0.02828 (14)	-0.00970 (12)	0.00320 (11)	-0.00249 (11)
Cu5	0.03869 (16)	0.02569 (14)	0.03087 (15)	-0.01019 (12)	-0.00316 (12)	0.00283 (11)
Cu4	0.03985 (16)	0.02640 (14)	0.03622 (16)	-0.01025 (12)	-0.00088 (12)	-0.00257 (12)
Cu2	0.03940 (17)	0.02984 (15)	0.03844 (16)	-0.01114 (13)	0.00403 (13)	-0.00033 (12)
O11	0.0483 (12)	0.0390 (11)	0.0702 (14)	-0.0103 (9)	0.0211 (10)	0.0112 (10)
N102	0.0496 (13)	0.0350 (12)	0.0455 (13)	-0.0153 (10)	0.0081 (10)	-0.0062 (10)
O12	0.0838 (18)	0.0415 (13)	0.115 (2)	-0.0322 (13)	-0.0159 (16)	-0.0004 (13)
O13	0.085 (2)	0.0660 (17)	0.124 (3)	-0.0127 (15)	0.0622 (19)	-0.0254 (17)
Cu6	0.03732 (16)	0.04047 (17)	0.03351 (16)	-0.01265 (13)	-0.00105 (12)	0.00147 (13)
O14B	0.036 (8)	0.096 (13)	0.082 (9)	0.000 (7)	-0.007 (6)	-0.025 (8)
N202	0.062 (2)	0.079 (2)	0.083 (3)	-0.0231 (18)	-0.0093 (18)	-0.002 (2)
O16B	0.064 (8)	0.143 (18)	0.073 (8)	-0.060 (8)	-0.008 (5)	-0.004 (9)
O15B	0.15 (2)	0.15 (2)	0.148 (16)	-0.09 (2)	-0.043 (12)	0.053 (12)
O10	0.0297 (8)	0.0275 (8)	0.0283 (8)	-0.0077 (7)	0.0015 (7)	0.0012 (6)
O2	0.0359 (9)	0.0329 (9)	0.0366 (9)	-0.0124 (7)	0.0012 (7)	-0.0030 (7)
O5	0.0433 (10)	0.0277 (8)	0.0313 (8)	-0.0088 (7)	0.0034 (7)	-0.0034 (7)
O8	0.0381 (9)	0.0327 (9)	0.0360 (9)	-0.0093 (7)	-0.0032 (7)	0.0037 (7)
O4	0.0376 (9)	0.0372 (9)	0.0304 (8)	-0.0004 (7)	-0.0027 (7)	-0.0036 (7)
O1	0.0538 (11)	0.0369 (10)	0.0358 (9)	-0.0192 (8)	0.0127 (8)	-0.0045 (7)
O7	0.0506 (11)	0.0328 (9)	0.0392 (9)	-0.0189 (8)	-0.0118 (8)	0.0062 (7)
O9	0.0616 (13)	0.0546 (12)	0.0377 (10)	-0.0262 (10)	0.0034 (9)	-0.0053 (9)
O3	0.0530 (12)	0.0456 (11)	0.0401 (10)	-0.0093 (9)	0.0065 (9)	0.0002 (8)
O2W	0.0545 (12)	0.0488 (11)	0.0429 (10)	-0.0219 (10)	0.0029 (9)	-0.0001 (9)
O6	0.0573 (12)	0.0292 (9)	0.0592 (12)	-0.0113 (9)	-0.0216 (10)	-0.0006 (8)
O1W	0.0556 (12)	0.0344 (10)	0.0829 (16)	-0.0175 (9)	-0.0196 (11)	-0.0020 (10)
N5	0.0442 (12)	0.0274 (10)	0.0369 (11)	-0.0106 (9)	-0.0014 (9)	0.0014 (8)
N1	0.0379 (11)	0.0364 (11)	0.0304 (10)	-0.0085 (9)	-0.0008 (8)	-0.0047 (8)
N3	0.0476 (12)	0.0284 (10)	0.0276 (10)	-0.0096 (9)	-0.0022 (9)	0.0019 (8)
N4	0.0445 (12)	0.0296 (10)	0.0318 (10)	-0.0102 (9)	-0.0018 (9)	-0.0019 (8)
N2	0.0427 (12)	0.0299 (10)	0.0402 (11)	-0.0108 (9)	-0.0006 (9)	-0.0033 (9)
N6	0.0386 (11)	0.0389 (12)	0.0352 (11)	-0.0091 (9)	-0.0035 (9)	0.0047 (9)
C7	0.0342 (12)	0.0395 (13)	0.0304 (12)	-0.0007 (10)	-0.0018 (10)	-0.0013 (10)
C20	0.0348 (12)	0.0322 (12)	0.0376 (13)	-0.0087 (10)	-0.0035 (10)	-0.0012 (10)
C1	0.0375 (13)	0.0342 (13)	0.0379 (13)	-0.0081 (10)	0.0022 (10)	0.0060 (10)
C26	0.0467 (14)	0.0296 (12)	0.0339 (12)	-0.0131 (11)	-0.0094 (11)	0.0014 (10)
C10	0.0474 (15)	0.0369 (13)	0.0389 (13)	-0.0180 (12)	0.0003 (11)	-0.0094 (11)
C25	0.0388 (13)	0.0359 (13)	0.0408 (14)	-0.0101 (11)	-0.0055 (11)	0.0023 (11)
C48	0.0390 (13)	0.0315 (13)	0.0437 (14)	-0.0030 (10)	-0.0060 (11)	0.0058 (11)
C11	0.0505 (15)	0.0340 (13)	0.0386 (13)	-0.0113 (11)	0.0049 (11)	-0.0076 (11)
C45	0.0535 (16)	0.0326 (13)	0.0358 (13)	-0.0179 (12)	0.0075 (11)	-0.0003 (10)
C39	0.0503 (15)	0.0436 (14)	0.0280 (12)	-0.0239 (12)	-0.0012 (10)	0.0005 (10)
C12	0.0466 (15)	0.0285 (12)	0.0482 (15)	-0.0128 (11)	-0.0018 (12)	-0.0053 (11)
C33	0.0439 (14)	0.0304 (12)	0.0377 (13)	-0.0138 (11)	0.0037 (11)	-0.0043 (10)
C38	0.0481 (15)	0.0288 (12)	0.0402 (13)	-0.0118 (11)	0.0009 (11)	-0.0015 (10)

C14	0.0551 (16)	0.0323 (13)	0.0439 (14)	-0.0155 (12)	-0.0076 (12)	-0.0002 (11)
C31	0.0459 (14)	0.0348 (13)	0.0374 (13)	-0.0143 (11)	0.0007 (11)	-0.0053 (10)
C6	0.0340 (13)	0.0401 (14)	0.0348 (13)	-0.0031 (11)	0.0024 (10)	0.0047 (10)
C29	0.0533 (15)	0.0317 (12)	0.0281 (12)	-0.0112 (11)	0.0060 (11)	-0.0008 (10)
C52	0.0358 (13)	0.0501 (16)	0.0349 (13)	-0.0042 (12)	-0.0035 (10)	0.0006 (11)
C57	0.0344 (13)	0.0557 (17)	0.0366 (13)	-0.0095 (12)	-0.0043 (11)	-0.0042 (12)
C50	0.0340 (13)	0.0411 (14)	0.0383 (13)	-0.0028 (11)	-0.0027 (10)	0.0092 (11)
C30	0.0522 (15)	0.0330 (13)	0.0322 (12)	-0.0069 (11)	-0.0061 (11)	-0.0019 (10)
C28	0.0644 (18)	0.0317 (13)	0.0279 (12)	-0.0103 (12)	0.0027 (12)	0.0038 (10)
C49	0.0467 (15)	0.0374 (14)	0.0398 (14)	-0.0125 (12)	-0.0030 (11)	0.0065 (11)
C47	0.0490 (16)	0.0299 (13)	0.0477 (15)	-0.0025 (11)	-0.0013 (12)	0.0015 (11)
C34	0.0503 (16)	0.0335 (14)	0.0556 (17)	-0.0158 (12)	0.0020 (13)	-0.0082 (12)
C9	0.0516 (16)	0.0431 (15)	0.0382 (14)	-0.0161 (12)	-0.0047 (12)	-0.0096 (11)
C44	0.0564 (17)	0.0439 (15)	0.0365 (13)	-0.0267 (13)	-0.0019 (12)	0.0008 (11)
C19	0.0552 (16)	0.0393 (14)	0.0400 (14)	-0.0231 (13)	-0.0020 (12)	-0.0013 (11)
C37	0.0517 (16)	0.0336 (14)	0.0506 (16)	-0.0079 (12)	-0.0053 (13)	-0.0005 (12)
C40	0.0572 (18)	0.0539 (17)	0.0438 (15)	-0.0236 (15)	-0.0126 (13)	0.0093 (13)
C21	0.0418 (15)	0.0606 (19)	0.0417 (15)	-0.0098 (13)	0.0017 (12)	0.0031 (13)
C27	0.0617 (18)	0.0384 (15)	0.0429 (15)	-0.0074 (13)	-0.0128 (13)	0.0086 (12)
C35	0.0557 (17)	0.0277 (13)	0.069 (2)	-0.0148 (12)	0.0074 (15)	-0.0098 (13)
C56	0.0505 (17)	0.074 (2)	0.0495 (17)	-0.0266 (16)	-0.0019 (14)	-0.0121 (15)
C5	0.0443 (16)	0.0526 (17)	0.0445 (15)	-0.0036 (13)	0.0123 (12)	0.0031 (13)
C8	0.0582 (18)	0.0596 (18)	0.0302 (13)	-0.0099 (15)	0.0014 (12)	-0.0072 (12)
C36	0.0610 (19)	0.0292 (13)	0.0584 (18)	-0.0076 (13)	0.0040 (15)	-0.0004 (12)
C53	0.0567 (19)	0.069 (2)	0.0405 (16)	-0.0149 (16)	0.0021 (13)	0.0031 (15)
C2	0.0582 (18)	0.0448 (16)	0.0604 (19)	-0.0217 (14)	0.0079 (15)	-0.0001 (14)
C18	0.073 (2)	0.0538 (18)	0.0413 (15)	-0.0307 (16)	0.0010 (14)	-0.0009 (13)
C4	0.0477 (17)	0.0582 (19)	0.069 (2)	-0.0117 (15)	0.0221 (16)	0.0105 (17)
C51	0.0522 (17)	0.0555 (18)	0.0509 (17)	-0.0146 (14)	0.0097 (14)	0.0066 (14)
C13	0.0498 (17)	0.0438 (16)	0.0611 (19)	-0.0030 (13)	0.0000 (14)	-0.0024 (14)
C17	0.097 (3)	0.059 (2)	0.0423 (16)	-0.037 (2)	-0.0127 (17)	0.0060 (15)
C46	0.074 (2)	0.0353 (15)	0.0597 (19)	-0.0242 (15)	0.0043 (16)	-0.0052 (13)
C55	0.064 (2)	0.096 (3)	0.0469 (18)	-0.033 (2)	-0.0036 (15)	-0.0220 (18)
C24	0.0399 (16)	0.077 (2)	0.0536 (18)	-0.0075 (15)	-0.0102 (14)	0.0090 (16)
C3	0.0552 (19)	0.0545 (19)	0.082 (2)	-0.0274 (16)	0.0138 (17)	0.0050 (17)
C43	0.083 (2)	0.061 (2)	0.071 (2)	-0.048 (2)	-0.0197 (19)	0.0135 (17)
C15	0.075 (2)	0.0427 (17)	0.0579 (19)	-0.0069 (15)	-0.0136 (17)	-0.0016 (14)
C22	0.0390 (16)	0.094 (3)	0.059 (2)	-0.0081 (17)	0.0104 (14)	0.0062 (19)
C16	0.098 (3)	0.0488 (19)	0.058 (2)	-0.0136 (19)	-0.026 (2)	0.0095 (16)
C32	0.063 (2)	0.0502 (18)	0.072 (2)	-0.0216 (16)	-0.0243 (17)	-0.0025 (16)
C41	0.064 (2)	0.080 (2)	0.063 (2)	-0.0385 (19)	-0.0237 (17)	0.0187 (18)
C54	0.075 (2)	0.098 (3)	0.0357 (16)	-0.030 (2)	0.0003 (15)	-0.0097 (17)
C42	0.086 (3)	0.090 (3)	0.083 (3)	-0.063 (2)	-0.035 (2)	0.023 (2)
C23	0.0350 (16)	0.104 (3)	0.075 (2)	-0.0010 (18)	-0.0054 (16)	0.012 (2)
O1E	0.116 (3)	0.078 (2)	0.135 (3)	-0.0183 (19)	-0.056 (2)	-0.004 (2)
C2E	0.104 (4)	0.096 (4)	0.085 (3)	-0.030 (3)	-0.010 (3)	0.017 (3)
C3E	0.089 (4)	0.109 (5)	0.207 (8)	-0.025 (3)	0.013 (4)	-0.054 (5)
O4E	0.103 (3)	0.088 (2)	0.129 (3)	-0.0157 (19)	-0.024 (2)	-0.052 (2)

C5E	0.136 (5)	0.077 (3)	0.095 (4)	-0.026 (3)	0.011 (3)	-0.026 (3)
C6E	0.137 (6)	0.127 (5)	0.118 (5)	0.012 (4)	-0.026 (4)	-0.020 (4)
O7E	0.087 (2)	0.172 (4)	0.103 (3)	-0.061 (3)	-0.001 (2)	0.016 (3)
C8E	0.264 (12)	0.177 (9)	0.114 (6)	-0.123 (9)	0.026 (7)	-0.033 (5)
C9E	0.174 (10)	0.172 (10)	0.340 (18)	-0.053 (8)	0.032 (11)	-0.045 (11)
O16A	0.134 (14)	0.103 (8)	0.126 (13)	-0.070 (8)	-0.008 (9)	-0.025 (8)
O15A	0.131 (10)	0.146 (12)	0.061 (8)	-0.043 (10)	0.000 (5)	0.026 (5)
O14A	0.079 (10)	0.071 (7)	0.111 (12)	-0.027 (6)	-0.028 (7)	-0.015 (6)

Geometric parameters (Å, °)

Cu3—O10	2.0040 (17)	C7—C8	1.509 (4)
Cu3—O5	1.9346 (17)	C20—C25	1.424 (4)
Cu3—O4	1.8963 (17)	C20—C21	1.408 (4)
Cu3—O7	2.3648 (17)	C1—C6	1.427 (4)
Cu3—N3	1.962 (2)	C1—C2	1.402 (4)
Cu1—O10	2.0043 (19)	C26—C25	1.471 (4)
Cu1—O2	1.9538 (17)	C26—C27	1.508 (3)
Cu1—O4	2.3893 (17)	C10—C11	1.514 (4)
Cu1—O1	1.8767 (18)	C10—C9	1.518 (4)
Cu1—N1	1.956 (2)	C25—C24	1.402 (4)
Cu5—O10	1.9778 (19)	C48—C49	1.518 (4)
Cu5—O8	1.9434 (18)	C48—C47	1.513 (4)
Cu5—O1	2.4533 (18)	C45—C44	1.464 (4)
Cu5—O7	1.8894 (18)	C45—C46	1.510 (4)
Cu5—N5	1.946 (2)	C39—C44	1.426 (4)
Cu4—O5	1.9155 (17)	C39—C40	1.405 (4)
Cu4—O6	1.8496 (19)	C12—C14	1.461 (4)
Cu4—O1W	1.961 (2)	C12—C13	1.503 (4)
Cu4—N4	1.934 (2)	C33—C38	1.419 (4)
Cu2—O11	1.986 (2)	C33—C31	1.466 (4)
Cu2—O2	1.9385 (17)	C33—C34	1.414 (4)
Cu2—O3	1.855 (2)	C38—C37	1.409 (4)
Cu2—N2	1.941 (2)	C14—C19	1.425 (4)
O11—N102	1.259 (3)	C14—C15	1.403 (4)
N102—O12	1.206 (3)	C31—C32	1.503 (4)
N102—O13	1.225 (3)	C6—C5	1.411 (4)
Cu6—O14B	2.45 (2)	C29—C30	1.523 (4)
Cu6—O8	1.9350 (18)	C29—C28	1.515 (4)
Cu6—O9	1.863 (2)	C52—C57	1.419 (4)
Cu6—O2W	2.0273 (19)	C52—C50	1.467 (4)
Cu6—N6	1.942 (2)	C52—C53	1.415 (4)
O14B—N202	1.28 (3)	C57—C56	1.414 (4)
N202—O16B	1.25 (2)	C50—C51	1.503 (4)
N202—O15B	1.26 (3)	C34—C35	1.371 (4)
N202—O16A	1.22 (2)	C44—C43	1.409 (4)
N202—O15A	1.196 (14)	C19—C18	1.419 (4)
N202—O14A	1.20 (2)	C37—C36	1.370 (4)

O2—C10	1.438 (3)	C40—C41	1.376 (4)
O5—C29	1.418 (3)	C21—C22	1.378 (4)
O8—C48	1.426 (3)	C35—C36	1.374 (5)
O4—C20	1.318 (3)	C56—C55	1.368 (5)
O1—C1	1.318 (3)	C5—C4	1.367 (5)
O7—C39	1.310 (3)	C53—C54	1.371 (5)
O9—C57	1.313 (3)	C2—C3	1.373 (4)
O3—C19	1.306 (4)	C18—C17	1.364 (5)
O6—C38	1.316 (3)	C4—C3	1.377 (5)
N5—C45	1.287 (4)	C17—C16	1.380 (6)
N5—C47	1.475 (3)	C55—C54	1.376 (5)
N1—C7	1.295 (3)	C24—C23	1.369 (5)
N1—C9	1.468 (3)	C43—C42	1.368 (6)
N3—C26	1.286 (3)	C15—C16	1.369 (5)
N3—C28	1.474 (3)	C22—C23	1.378 (5)
N4—C31	1.294 (3)	C41—C42	1.381 (6)
N4—C30	1.469 (3)	O1E—C2E	1.426 (6)
N2—C11	1.468 (3)	C2E—C3E	1.456 (8)
N2—C12	1.295 (4)	O4E—C5E	1.348 (6)
N6—C50	1.294 (3)	C5E—C6E	1.461 (8)
N6—C49	1.472 (4)	O7E—C8E	1.473 (9)
C7—C6	1.463 (4)	C8E—C9E	1.420 (4)
O10—Cu3—O7	72.48 (7)	C12—N2—C11	120.5 (2)
O5—Cu3—O10	95.79 (8)	C50—N6—Cu6	127.0 (2)
O5—Cu3—O7	91.62 (7)	C50—N6—C49	121.3 (2)
O5—Cu3—N3	85.86 (8)	C49—N6—Cu6	110.64 (16)
O4—Cu3—O10	84.02 (8)	N1—C7—C6	120.7 (2)
O4—Cu3—O5	170.39 (8)	N1—C7—C8	120.6 (3)
O4—Cu3—O7	97.46 (7)	C6—C7—C8	118.7 (2)
O4—Cu3—N3	92.84 (8)	O4—C20—C25	124.2 (2)
N3—Cu3—O10	170.79 (8)	O4—C20—C21	117.6 (2)
N3—Cu3—O7	116.59 (8)	C21—C20—C25	118.2 (2)
O10—Cu1—O4	72.34 (6)	O1—C1—C6	124.2 (2)
O2—Cu1—O10	92.40 (8)	O1—C1—C2	117.4 (3)
O2—Cu1—O4	93.94 (7)	C2—C1—C6	118.4 (2)
O2—Cu1—N1	86.00 (8)	N3—C26—C25	121.4 (2)
O1—Cu1—O10	86.17 (8)	N3—C26—C27	120.4 (2)
O1—Cu1—O2	170.60 (8)	C25—C26—C27	118.2 (2)
O1—Cu1—O4	94.47 (8)	O2—C10—C11	108.7 (2)
O1—Cu1—N1	93.42 (8)	O2—C10—C9	108.7 (2)
N1—Cu1—O10	167.74 (8)	C11—C10—C9	111.4 (2)
N1—Cu1—O4	119.88 (8)	C20—C25—C26	123.0 (2)
O10—Cu5—O1	72.65 (7)	C24—C25—C20	117.7 (3)
O8—Cu5—O10	94.68 (7)	C24—C25—C26	119.3 (3)
O8—Cu5—O1	93.29 (7)	O8—C48—C49	108.9 (2)
O8—Cu5—N5	86.72 (8)	O8—C48—C47	109.7 (2)
O7—Cu5—O10	84.42 (7)	C47—C48—C49	112.2 (2)

O7—Cu5—O8	171.86 (8)	N2—C11—C10	108.1 (2)
O7—Cu5—O1	94.15 (8)	N5—C45—C44	120.5 (2)
O7—Cu5—N5	92.98 (8)	N5—C45—C46	120.9 (3)
N5—Cu5—O10	171.32 (9)	C44—C45—C46	118.6 (3)
N5—Cu5—O1	115.87 (8)	O7—C39—C44	123.9 (3)
O5—Cu4—O1W	87.84 (8)	O7—C39—C40	117.7 (2)
O5—Cu4—N4	86.56 (8)	C40—C39—C44	118.4 (2)
O6—Cu4—O5	173.69 (9)	N2—C12—C14	121.1 (3)
O6—Cu4—O1W	90.97 (9)	N2—C12—C13	119.9 (3)
O6—Cu4—N4	95.34 (9)	C14—C12—C13	119.0 (3)
N4—Cu4—O1W	171.10 (9)	C38—C33—C31	123.9 (2)
O2—Cu2—O11	88.40 (8)	C34—C33—C38	117.4 (2)
O2—Cu2—N2	86.37 (8)	C34—C33—C31	118.7 (2)
O3—Cu2—O11	90.92 (9)	O6—C38—C33	125.7 (2)
O3—Cu2—O2	171.60 (8)	O6—C38—C37	116.1 (3)
O3—Cu2—N2	94.27 (9)	C37—C38—C33	118.1 (2)
N2—Cu2—O11	174.77 (9)	C19—C14—C12	122.9 (3)
N102—O11—Cu2	118.74 (17)	C15—C14—C12	119.4 (3)
O12—N102—O11	120.6 (3)	C15—C14—C19	117.7 (3)
O12—N102—O13	123.8 (3)	N4—C31—C33	121.2 (2)
O13—N102—O11	115.7 (2)	N4—C31—C32	120.4 (3)
O8—Cu6—O14B	91.3 (6)	C33—C31—C32	118.5 (2)
O8—Cu6—O2W	90.96 (8)	C1—C6—C7	123.7 (2)
O8—Cu6—N6	86.12 (9)	C5—C6—C7	118.7 (3)
O9—Cu6—O14B	97.2 (6)	C5—C6—C1	117.6 (3)
O9—Cu6—O8	171.27 (9)	O5—C29—C30	108.9 (2)
O9—Cu6—O2W	87.48 (9)	O5—C29—C28	108.9 (2)
O9—Cu6—N6	94.66 (9)	C28—C29—C30	112.4 (2)
O2W—Cu6—O14B	87.7 (8)	C57—C52—C50	123.6 (2)
N6—Cu6—O14B	97.4 (8)	C53—C52—C57	117.5 (3)
N6—Cu6—O2W	174.23 (9)	C53—C52—C50	119.0 (3)
N202—O14B—Cu6	122.5 (12)	O9—C57—C52	125.2 (3)
O16B—N202—O14B	113.4 (19)	O9—C57—C56	116.4 (3)
O16B—N202—O15B	117.3 (19)	C56—C57—C52	118.4 (3)
O15B—N202—O14B	123.7 (19)	N6—C50—C52	121.0 (2)
O15A—N202—O16A	114 (2)	N6—C50—C51	120.1 (3)
O15A—N202—O14A	119.3 (16)	C52—C50—C51	118.9 (3)
O14A—N202—O16A	125 (2)	N4—C30—C29	108.1 (2)
Cu3—O10—Cu1	106.62 (9)	N3—C28—C29	107.97 (19)
Cu5—O10—Cu3	106.11 (8)	N6—C49—C48	107.0 (2)
Cu5—O10—Cu1	105.99 (9)	N5—C47—C48	107.5 (2)
Cu2—O2—Cu1	115.44 (9)	C35—C34—C33	123.0 (3)
C10—O2—Cu1	107.68 (14)	N1—C9—C10	107.8 (2)
C10—O2—Cu2	106.34 (14)	C39—C44—C45	123.6 (2)
Cu4—O5—Cu3	119.32 (8)	C43—C44—C45	119.2 (3)
C29—O5—Cu3	109.95 (15)	C43—C44—C39	117.2 (3)
C29—O5—Cu4	106.28 (14)	O3—C19—C14	125.6 (2)
Cu6—O8—Cu5	120.77 (9)	O3—C19—C18	116.2 (3)

C48—O8—Cu5	108.23 (15)	C18—C19—C14	118.1 (3)
C48—O8—Cu6	106.02 (15)	C36—C37—C38	122.0 (3)
Cu3—O4—Cu1	96.50 (7)	C41—C40—C39	122.0 (3)
C20—O4—Cu3	124.71 (16)	C22—C21—C20	121.5 (3)
C20—O4—Cu1	137.80 (16)	C34—C35—C36	118.9 (3)
Cu1—O1—Cu5	93.56 (7)	C55—C56—C57	121.8 (3)
C1—O1—Cu1	125.52 (17)	C4—C5—C6	122.4 (3)
C1—O1—Cu5	140.83 (16)	C37—C36—C35	120.6 (3)
Cu5—O7—Cu3	96.20 (7)	C54—C53—C52	122.5 (3)
C39—O7—Cu3	138.45 (17)	C3—C2—C1	121.5 (3)
C39—O7—Cu5	124.21 (16)	C17—C18—C19	121.6 (3)
C57—O9—Cu6	125.90 (19)	C5—C4—C3	119.5 (3)
C19—O3—Cu2	126.46 (18)	C18—C17—C16	120.3 (3)
C38—O6—Cu4	125.81 (18)	C56—C55—C54	120.3 (3)
C45—N5—Cu5	128.00 (19)	C23—C24—C25	123.1 (3)
C45—N5—C47	121.5 (2)	C2—C3—C4	120.6 (3)
C47—N5—Cu5	109.65 (17)	C42—C43—C44	123.1 (3)
C7—N1—Cu1	127.63 (19)	C16—C15—C14	122.6 (3)
C7—N1—C9	120.5 (2)	C23—C22—C21	120.6 (3)
C9—N1—Cu1	110.30 (16)	C15—C16—C17	119.7 (3)
C26—N3—Cu3	127.41 (18)	C40—C41—C42	120.0 (3)
C26—N3—C28	121.8 (2)	C53—C54—C55	119.6 (3)
C28—N3—Cu3	109.53 (16)	C43—C42—C41	119.3 (3)
C31—N4—Cu4	127.25 (19)	C24—C23—C22	118.9 (3)
C31—N4—C30	121.8 (2)	O1E—C2E—C3E	106.6 (5)
C30—N4—Cu4	110.24 (16)	O4E—C5E—C6E	110.7 (5)
C11—N2—Cu2	110.48 (17)	C9E—C8E—O7E	104.3 (9)
C12—N2—Cu2	127.20 (19)		
Cu3—O5—C29—C30	-83.1 (2)	N2—Cu2—O3—C19	5.5 (2)
Cu3—O5—C29—C28	39.9 (2)	N2—C12—C14—C19	12.4 (4)
Cu3—O4—C20—C25	-25.9 (3)	N2—C12—C14—C15	-165.9 (3)
Cu3—O4—C20—C21	155.9 (2)	N6—Cu6—O9—C57	9.4 (2)
Cu3—O7—C39—C44	167.82 (19)	C7—N1—C9—C10	-165.0 (2)
Cu3—O7—C39—C40	-10.6 (4)	C7—C6—C5—C4	178.6 (3)
Cu3—N3—C26—C25	-13.9 (4)	C20—C25—C24—C23	-0.1 (5)
Cu3—N3—C26—C27	165.9 (2)	C20—C21—C22—C23	-0.2 (6)
Cu3—N3—C28—C29	30.0 (3)	C1—C6—C5—C4	-1.5 (4)
Cu1—O2—C10—C11	-78.1 (2)	C1—C2—C3—C4	-0.4 (5)
Cu1—O2—C10—C9	43.3 (2)	C26—N3—C28—C29	-162.2 (2)
Cu1—O4—C20—C25	168.43 (19)	C26—C25—C24—C23	180.0 (4)
Cu1—O4—C20—C21	-9.8 (4)	C25—C20—C21—C22	-1.2 (5)
Cu1—O1—C1—C6	-23.0 (4)	C25—C24—C23—C22	-1.3 (7)
Cu1—O1—C1—C2	159.2 (2)	C11—N2—C12—C14	179.0 (2)
Cu1—N1—C7—C6	-15.7 (3)	C11—N2—C12—C13	-1.6 (4)
Cu1—N1—C7—C8	164.7 (2)	C11—C10—C9—N1	72.4 (3)
Cu1—N1—C9—C10	28.2 (3)	C45—N5—C47—C48	-159.8 (2)
Cu5—O8—C48—C49	-82.9 (2)	C45—C44—C43—C42	177.0 (4)

Cu5—O8—C48—C47	40.2 (2)	C39—C44—C43—C42	-1.1 (6)
Cu5—O1—C1—C6	152.5 (2)	C39—C40—C41—C42	-0.6 (6)
Cu5—O1—C1—C2	-25.3 (4)	C12—N2—C11—C10	-171.9 (2)
Cu5—O7—C39—C44	-27.5 (4)	C12—C14—C19—O3	2.8 (4)
Cu5—O7—C39—C40	154.0 (2)	C12—C14—C19—C18	-178.7 (3)
Cu5—N5—C45—C44	-13.1 (4)	C12—C14—C15—C16	178.2 (3)
Cu5—N5—C45—C46	168.1 (2)	C33—C38—C37—C36	-0.5 (4)
Cu5—N5—C47—C48	29.9 (3)	C33—C34—C35—C36	-0.1 (5)
Cu4—O5—C29—C30	47.4 (2)	C38—C33—C31—N4	4.6 (4)
Cu4—O5—C29—C28	170.32 (17)	C38—C33—C31—C32	-174.6 (3)
Cu4—O6—C38—C33	-1.1 (4)	C38—C33—C34—C35	0.1 (4)
Cu4—O6—C38—C37	179.6 (2)	C38—C37—C36—C35	0.5 (5)
Cu4—N4—C31—C33	-10.9 (4)	C14—C19—C18—C17	0.5 (4)
Cu4—N4—C31—C32	168.2 (2)	C14—C15—C16—C17	0.6 (6)
Cu4—N4—C30—C29	17.8 (2)	C31—N4—C30—C29	-171.1 (2)
Cu2—O11—N102—O12	17.8 (4)	C31—C33—C38—O6	1.8 (4)
Cu2—O11—N102—O13	-162.3 (3)	C31—C33—C38—C37	-178.9 (3)
Cu2—O2—C10—C11	46.2 (2)	C31—C33—C34—C35	179.3 (3)
Cu2—O2—C10—C9	167.61 (17)	C6—C1—C2—C3	-1.8 (5)
Cu2—O3—C19—C14	-11.2 (4)	C6—C5—C4—C3	-0.6 (5)
Cu2—O3—C19—C18	170.3 (2)	C52—C57—C56—C55	2.2 (5)
Cu2—N2—C11—C10	22.4 (2)	C52—C53—C54—C55	-0.3 (6)
Cu2—N2—C12—C14	-17.9 (4)	C57—C52—C50—N6	14.5 (4)
Cu2—N2—C12—C13	161.5 (2)	C57—C52—C50—C51	-164.8 (3)
O11—Cu2—O3—C19	-175.2 (2)	C57—C52—C53—C54	0.7 (5)
Cu6—O14B—N202—O16B	-108 (3)	C57—C56—C55—C54	-1.9 (6)
Cu6—O14B—N202—O15B	99 (4)	C50—N6—C49—C48	-168.5 (2)
Cu6—O8—C48—C49	48.0 (2)	C50—C52—C57—O9	0.9 (4)
Cu6—O8—C48—C47	171.09 (17)	C50—C52—C57—C56	178.9 (3)
Cu6—O9—C57—C52	-13.1 (4)	C50—C52—C53—C54	-179.8 (3)
Cu6—O9—C57—C56	168.9 (2)	C30—N4—C31—C33	179.5 (2)
Cu6—N6—C50—C52	-16.4 (4)	C30—N4—C31—C32	-1.4 (4)
Cu6—N6—C50—C51	162.9 (2)	C30—C29—C28—N3	74.9 (3)
Cu6—N6—C49—C48	22.4 (2)	C28—N3—C26—C25	-179.5 (2)
O14B—Cu6—O9—C57	-88.6 (8)	C28—N3—C26—C27	0.4 (4)
O10—Cu3—O4—Cu1	5.17 (7)	C28—C29—C30—N4	-163.9 (2)
O10—Cu3—O4—C20	-165.2 (2)	C49—N6—C50—C52	176.4 (2)
O10—Cu1—O1—Cu5	8.93 (7)	C49—N6—C50—C51	-4.3 (4)
O10—Cu1—O1—C1	-173.9 (2)	C49—C48—C47—N5	74.7 (3)
O10—Cu5—O7—Cu3	6.37 (8)	C47—N5—C45—C44	178.6 (2)
O10—Cu5—O7—C39	-163.5 (2)	C47—N5—C45—C46	-0.3 (4)
O2—C10—C11—N2	-45.5 (3)	C47—C48—C49—N6	-168.3 (2)
O2—C10—C9—N1	-47.3 (3)	C34—C33—C38—O6	-179.1 (3)
O5—C29—C30—N4	-43.1 (3)	C34—C33—C38—C37	0.2 (4)
O5—C29—C28—N3	-45.9 (3)	C34—C33—C31—N4	-174.5 (3)
O8—C48—C49—N6	-46.7 (3)	C34—C33—C31—C32	6.3 (4)
O8—C48—C47—N5	-46.5 (3)	C34—C35—C36—C37	-0.2 (5)
O4—Cu1—O1—Cu5	80.85 (7)	C9—N1—C7—C6	180.0 (2)

O4—Cu1—O1—C1	-102.0 (2)	C9—N1—C7—C8	0.4 (4)
O4—C20—C25—C26	3.0 (4)	C9—C10—C11—N2	-165.2 (2)
O4—C20—C25—C24	-176.9 (3)	C44—C39—C40—C41	0.3 (5)
O4—C20—C21—C22	177.1 (3)	C44—C43—C42—C41	0.8 (7)
O1—Cu5—O7—Cu3	78.46 (7)	C19—C14—C15—C16	-0.1 (5)
O1—Cu5—O7—C39	-91.4 (2)	C19—C18—C17—C16	0.0 (5)
O1—C1—C6—C7	4.7 (4)	C40—C39—C44—C45	-177.4 (3)
O1—C1—C6—C5	-175.2 (2)	C40—C39—C44—C43	0.5 (4)
O1—C1—C2—C3	176.2 (3)	C40—C41—C42—C43	0.1 (7)
O7—Cu3—O4—Cu1	76.57 (7)	C21—C20—C25—C26	-178.8 (3)
O7—Cu3—O4—C20	-93.8 (2)	C21—C20—C25—C24	1.3 (4)
O7—C39—C44—C45	4.1 (4)	C21—C22—C23—C24	1.4 (7)
O7—C39—C44—C43	-177.9 (3)	C27—C26—C25—C20	-162.0 (3)
O7—C39—C40—C41	178.9 (3)	C27—C26—C25—C24	18.0 (4)
O9—C57—C56—C55	-179.6 (3)	C56—C55—C54—C53	0.8 (6)
O3—C19—C18—C17	179.1 (3)	C5—C4—C3—C2	1.6 (5)
O2W—Cu6—O9—C57	-175.9 (2)	C8—C7—C6—C1	-165.0 (3)
O6—C38—C37—C36	178.8 (3)	C8—C7—C6—C5	14.9 (4)
O1W—Cu4—O6—C38	-177.0 (2)	C53—C52—C57—O9	-179.6 (3)
N5—Cu5—O7—Cu3	-165.33 (8)	C53—C52—C57—C56	-1.6 (4)
N5—Cu5—O7—C39	24.8 (2)	C53—C52—C50—N6	-165.0 (3)
N5—C45—C44—C39	17.2 (4)	C53—C52—C50—C51	15.7 (4)
N5—C45—C44—C43	-160.8 (3)	C2—C1—C6—C7	-177.5 (3)
N1—Cu1—O1—Cu5	-158.80 (8)	C2—C1—C6—C5	2.6 (4)
N1—Cu1—O1—C1	18.4 (2)	C18—C17—C16—C15	-0.5 (6)
N1—C7—C6—C1	15.4 (4)	C13—C12—C14—C19	-167.0 (3)
N1—C7—C6—C5	-164.7 (2)	C13—C12—C14—C15	14.7 (4)
N3—Cu3—O4—Cu1	-166.14 (8)	C46—C45—C44—C39	-164.0 (3)
N3—Cu3—O4—C20	23.5 (2)	C46—C45—C44—C43	18.1 (4)
N3—C26—C25—C20	17.9 (4)	C15—C14—C19—O3	-178.9 (3)
N3—C26—C25—C24	-162.2 (3)	C15—C14—C19—C18	-0.4 (4)
N4—Cu4—O6—C38	-3.3 (2)		

Hydrogen-bond geometry (Å, °)

<i>D</i> —H... <i>A</i>	<i>D</i> —H	H... <i>A</i>	<i>D</i> ... <i>A</i>	<i>D</i> —H... <i>A</i>
O10—H10...O11	0.51 (4)	2.43 (4)	2.854 (3)	142 (6)
O10—H10...O2W	0.51 (4)	2.75 (3)	2.910 (3)	103 (4)
O10—H10...O1W	0.51 (4)	2.73 (4)	3.155 (3)	143 (6)
O1W—H1WA...O1E	0.86	2.26	2.625 (4)	106
O1W—H1WB...O13	0.86	2.21	2.876 (4)	135
C11—H11B...O4E ⁱ	0.97	2.31	3.280 (4)	174
C18—H18...O13 ⁱⁱ	0.93	2.54	3.328 (4)	143
O4E—H4E...N202	0.82	2.66	3.447 (5)	161
O4E—H4E...O16B	0.82	2.45	3.13 (2)	141
O4E—H4E...O15B	0.82	2.12	2.87 (3)	151

Symmetry codes: (i) $-x+1, -y+1, -z+1$; (ii) $-x+1, -y+1, -z$.