




Review

Exploiting Biological Nitrogen Fixation: A Route Towards a Sustainable Agriculture

Abdoulaye Soumare ^{1,2,*}, Abdala G. Diedhiou ^{2,3,4,*}, Moses Thuita ⁵, Mohamed Hafidi ^{1,6}, Yedir Ouhdouch ^{1,6}, Subramaniam Gopalakrishnan ⁷ and Lamfeddal Kouisni ¹

¹ AgroBioSciences Program, Mohammed VI Polytechnic University (UM6P), Benguerir 43150, Morocco; hafidi.ucam@gmail.com (M.H.); youhdouch@gmail.com (Y.O.); Lamfeddal.KOUISNI@um6p.ma (L.K.)

² Laboratoire Commun de Microbiologie (LCM) IRD/ISRA/UCAD, Centre de Recherche de Bel Air, Dakar 1386, Senegal

³ Département de Biologie Végétale, Faculté des Sciences et Techniques, Université Cheikh Anta Diop (UCAD) de Dakar, Dakar 1386, Senegal

⁴ Centre d'Excellence Africain en Agriculture pour la Sécurité Alimentaire et Nutritionnelle (CEA-AGRISAN), UCAD, Dakar 18524, Senegal

⁵ International Institute of Tropical Agriculture, Nairobi PO BOX 30772-00100, Kenya; M.Thuita@cgiar.org

⁶ Laboratory of Microbial Biotechnologies, Agrosociences and Environment, Faculty of Sciences Semlalia, Cadi Ayyad University, Marrakesh 40000, Morocco

⁷ International Crops Research Institute for the Semi-Arid Tropics (ICRISAT), Patancheru 502319, India; s.gopalakrishnan@cgiar.org

* Correspondence: abdoulaye.soumare@um6p.ma (A.S.); abdala.diedhiou@ucad.edu.sn (A.G.D.)

Received: 8 May 2020; Accepted: 10 July 2020; Published: 11 August 2020



Abstract: For all living organisms, nitrogen is an essential element, while being the most limiting in ecosystems and for crop production. Despite the significant contribution of synthetic fertilizers, nitrogen requirements for food production increase from year to year, while the overuse of agrochemicals compromise soil health and agricultural sustainability. One alternative to overcome this problem is biological nitrogen fixation (BNF). Indeed, more than 60% of the fixed N on Earth results from BNF. Therefore, optimizing BNF in agriculture is more and more urgent to help meet the demand of the food production needs for the growing world population. This optimization will require a good knowledge of the diversity of nitrogen-fixing microorganisms, the mechanisms of fixation, and the selection and formulation of efficient N-fixing microorganisms as biofertilizers. Good understanding of BNF process may allow the transfer of this ability to other non-fixing microorganisms or to non-leguminous plants with high added value. This minireview covers a brief history on BNF, cycle and mechanisms of nitrogen fixation, biofertilizers market value, and use of biofertilizers in agriculture. The minireview focuses particularly on some of the most effective microbial products marketed to date, their efficiency, and success-limiting in agriculture. It also highlights opportunities and difficulties of transferring nitrogen fixation capacity in cereals.

Keywords: BNF; biofertilizers; legumes; yield improvement; inoculum quality; biofertilizer market

1. Introduction

From 1.6 billion in 1900, the world's population has grown to more than 7 billion today and will reach 9 billion by 2050 [1,2]. In this context, it will be impossible to feed the world's growing population without significant increase in the agricultural production. Some authors argue that one of the best ways to accelerate world agricultural production is to apply inorganic fertilizers specially nitrogen [3–7]. Indeed, crop production is dependent on nitrogen (N) which is a limiting factor, and the gap between its supply and demand is continuously growing [1,8,9]. On the other hand, excessive

use of inorganic nitrogen fertilizers has led to ecosystem perturbations across the world [10–12]. This justifies the emerging demand to reduce the systematic use of inorganic N fertilizers and promote sustainable agricultural and agroforestry practices [13,14]. Among alternative approaches, exploiting biological nitrogen fixation (BNF) appears as a route to reduce the input of N fertilizers in agriculture and thereby their negative environmental impacts. In fact, BNF is a natural process of changing atmospheric nitrogen (N_2) into a simple soluble nontoxic form (NH_4^+ primarily) which is used by plant cell for synthesis of various biomolecules. Nitrogen fixation is one of the major sources of nitrogen for plants and a key step distributing this nutrient in the ecosystem [15,16]. Biological nitrogen fixation is performed exclusively by prokaryotes: archaea and bacteria. For bacteria, different groups are involved, including free-living bacteria belonging to genera such as *Azotobacter*, *Azospirillum*, *Bacillus*, or *Clostridium*; symbiotic bacteria like *Rhizobium* associated with legumes; *Frankia* associated with actinorhizal plants; and cyanobacteria associated with cycads [17,18]. For archaea, nitrogen fixation is still restricted to groups that produce methane, called methanogens [19].

Nitrogen-fixing organisms can be classified into three categories: free-living N fixers, associative N fixers, and symbiotic N fixers. The last two groups can be found in the rhizosphere of legume and non-legume plants [20,21]. Nevertheless, root nodule symbiosis is one of the most studied mutualistic relationships of plants and nitrogen-fixing organisms. Root nodule symbiosis is also the most effective in N-fixing ($20\text{--}300\text{ Kg ha}^{-1}\text{. an}^{-1}$) and the more important because it involves almost all food and fodder legumes. The establishment of this mutualistic relationship starts with a molecular dialog between the two partners, host plant and nitrogen-fixing organism through the flavonoids and isoflavonoids secreted by the host plant in its rhizosphere [22,23]. The molecular dialog allows recognition, infection, differentiation of root hair cells, and nodule development. Inside nodules, symbiotic bacteria, in a form called bacteroides, fix nitrogen [24,25]. Among the root nodule symbioses, the legume-rhizobium association model has received most attention because several legumes are food or cash crops, and some have been used to select effective strains of nitrogen-fixing bacteria for biofertilizer production. In this respect, significant advances are being made to develop inoculums containing effective nitrogen-fixing bacteria, particularly for poor soils with zero or low input of N fertilizers [26–29]. Moreover, in the last few years, significant efforts have been made to extend nitrogen fixation to crops other than legumes, particularly cereals [30,31]. Compared to symbiotic nitrogen-fixing bacteria, non-symbiotic bacterial diazotrophs have limited agronomic significance, although their contribution is estimated at about 30% of total BNF [32,33] and can be a significant fixed N source in many terrestrial ecosystems [31,34]. This potential has been proven by the results of Pankiewicz et al. [35] who showed *Setaria viridis*, inoculated with an ammonia excreting strain of *Azospirillum brasilense* showed robust growth under nitrogen-limiting conditions. Recent work from Van Deynze et al. [36] have shown that a Mexican maize landrace can fix nitrogen at a rate of up to 82% when it is associated with non-symbiotic diazotrophs bacteria present in its mucilage of aerial roots.

The objective of this minireview is to highlight the agronomic importance of BNF, a non-polluting and cost-effective way to improve soil fertility and crop production. It presents summary of major processes of nitrogen cycle, nitrogen fixation mechanisms, and the contribution of BNF to agriculture. It then focuses on commercial products with N-fixing bacteria as biofertilizer and concludes with research perspectives.

2. Plant Available Nitrogen

In soil, nitrogen is found always in two major forms: inorganic, as mineral nitrogen (~2%), and organic (~98%). Inorganic forms include ammonia (NH_3), ammonium (NH_4^+), nitrite (NO_2^-), and nitrate (NO_3^-), while organic forms are found in living organic matter (soil biota and fresh animal and plant debris) and non-living organic matter including humified and non-humified compounds. Mineral nitrogen is available to plants in two forms, either as ammonium nitrogen (NH_4^+-N) or as nitrate-nitrogen (NO_3^-N). Organic nitrogen is not directly available to plants and must be converted through a slow process (mineralization) to ammonium or nitrate [37]. Once available, nitrogen is

subject to strong competition between plants and microorganisms. In addition, *N* is continually lost through soil erosion, denitrification, leaching, chemical volatilization, and perhaps most importantly, removal of *N*-containing crop residues from the land [2,38]. In this respect, nitrogen is often in short supply in many croplands, limiting crop growth and productivity. Synthetic nitrogen fertilizers have been introduced to compensate *N* deficiency in agricultural soil. The Haber–Bosch process, developed in 1913, is still the main industrial procedure for the production of ammonia (NH₃), by combining atmospheric nitrogen (N₂) with hydrogen (H₂). The produced ammonia (NH₃) can then be used to make numerous other nitrogen compounds such as nitrate, ammonia, ammonium, and urea [2]. This process adds more reactive nitrogen to the global nitrogen cycle consisting of nitrogen fixation, assimilation, mineralization, nitrification, and denitrification [16,39,40]. Furthermore, the production of nitrogenous fertilizers requires huge quantities of fossil fuels, which represent ~2% of the world's energy consumption [41]. Unfortunately, substantial amount of nitrogen applied to the soil is not absorbed by crops. Almost 25% of the nitrogen supplied as fertilizer is lost through leaching and other factors during various agricultural processes [15]. These cumulative effects are evident as higher waste and pollution which adversely affecting soil health and environment in general [42].

Biological nitrogen fixation does not require fossil fuels, and thus is an environmentally friendly source of *N* for crop production. The fixed nitrogen is less susceptible to denitrification, leaching, and volatilization because it is directly absorbed by plants [43,44]. Therefore, optimization of BNF is critical to sustain both food production and environmental health. To achieve this goal, it is essential to identify elite strains of nitrogen-fixing organisms and include more legumes in agroecosystems for efficient BNF [3,45].

3. Nitrogen Fixation

Biological nitrogen fixation converts di-nitrogen (N₂) into plant-usable form (NH₄⁺ primarily). The process consists of combining N₂ with the hydrogen ions from water. N₂-fixation is not only a biologically-mediated process because lightning or fire can also oxidize N₂ to nitrate (NO₃⁻). Lightning makes ~1% ammonia of the net nitrogen fixed per year [46]. All organisms (eukaryotes and prokaryote) naturally depend directly or indirectly on BNF for their *N* supply. This *N* is the main element for the synthesis of nucleic acids, proteins, and other organic nitrogenous compounds. Biological nitrogen fixation is an energetically expensive process because 16 ATP molecules are needed to break down an N₂ molecule. Twelve additional ATP molecules are required for NH₄⁺ assimilation and transport, totaling 28 ATP molecules. The nodulating plants must provide 12 g of glucose to their bacterial partners to benefit 1 g *N* in part [47]. However, this process is still less energetically expensive than the Haber–Bosch process, developed in 1913. To produce the same amount of nitrogen, the Haber–Bosch process requires a temperature of 400–500 °C and a pressure of ~200–250 bars [48].

N₂ fixation is catalyzed by nitrogenase, which is quite similar in most of the nitrogen-fixing bacteria. Nitrogenase is an enzyme complex with two metal components: dinitrogenase MoFe (molybdenum-iron protein) serving as the catalytic component and dinitrogenase reductase (Fe protein). These two metal components are encoded by the *nif* genes, the *nifD* and *nifK* genes coding for MoFe dinitrogenase and the *nifH* gene coding for Fe dinitrogenase reductase [49–52]. In addition to nitrogenase, several regulatory proteins involved in nitrogen fixation are encoded by *nif* genes. Depending on the requirements of molybdenum (Mo), vanadium (V), or iron (Fe), there are three different forms of nitrogenase. Each nitrogenase contains an active site for the reduction of the substrate and this site is composed of a complex metal group called FeV-cofactor, FeFe-cofactor, and FeMo-cofactor, for, respectively, V-nitrogenase, Fe-nitrogenase, and Mo-nitrogenase [53]. Whatever the type, nitrogenase is inactivated in aerobic environment because it is extremely O₂ sensitive. Indeed, oxygen inactivates and destroys nitrogenase and has an inhibitory effect on nitrogen fixation and assimilation pathways [54]. The Fe-nitrogenase and V-nitrogenase are particularly sensitive to oxygen, while Mo-nitrogenase is slightly less susceptible [55].

Some nitrogen-fixing microorganisms have evolved various strategies to avoid the inhibitory or toxic effect of oxygen. For instance, many diazotrophic bacteria fix N_2 only under anaerobic or microaerophilic conditions. In aerobic chemotrophs and phototrophs which need access to oxygen or produce it as part of their metabolism, these bacteria manage to achieve a good trade-off between the efficiency of using O_2 as an acceptor of electrons and the inactivation of nitrogenase [56]. The mechanisms in cyanobacteria (free-living photosynthetic) is to separate the O_2 they produce from their nitrogenase system [57]. Thus, some groups of cyanobacteria belonging to *Nostoc* and *Anabaena* genera develop heterocyst as specialized cells for nitrogen fixation. The heterocyst has thick cell walls which protect the dinitrogenase enzyme complex against O_2 . In other non-heterocyst cyanobacteria, there is a temporal separation between the N_2 fixation and O_2 production. The fixation of nitrogen is achieved during darkness in the absence of O_2 production [58].

To maintain a low oxygen concentration inside the cell, some bacteria such as *Azotobacter* express a high respiratory rate [59]. At high O_2 level, they can change the conformation of the nitrogenase in protected inactivated state and prevents its irreversible damage [60]. Sabra et al. [61] showed alginate capsules formed on the surface of cells play an important role for survival of diazotrophically growing *Azotobacter vinelandii* under aerobic conditions. They proposed alginate production as a new mechanism for protecting nitrogenase against oxygen. Indeed, alginate polymers act as a barrier against oxygen and reduce its transfer into the cell.

4. Retrospect on the Isolation of Nitrogen-Fixing Bacteria and Launch of N-Fixing Biofertilizers

4.1. Discovery

Biological nitrogen fixation was discovered by Hellriegel and Wilfarth (1886), who reported that some legumes could use nitrogen gas (N_2) from nodules on their roots [62]. Two years later (1888), the N-fixing bacteria strain *Rhizobium leguminosarum* was isolated for the first time by Beijerinck [63]. In 1893, Winogradsky reported the isolation of *Clostridium pasteurianum* [64], while the concept of inoculation of legumes with N-fixing rhizobia was introduced to New South Wales (Australia) farmers by Guthrie in 1896 [65]. Five years later (1901), the aerobic heterotroph *Azotobacter* has been isolated and described by Beijerinck. The first field trials using a culture of rhizobium and field peas have been carried out in 1905 in Australia (Hawkesbury agricultural college) and later in 1914, farmers have been supplied with rhizobial inoculants [66]. In 1953, Johanna Döbereiner's work has afforded new insights into the BNF with the identification of a new category of nitrogen fixing endophytes: *Beijerinckia fluminensis* associated with sugarcane and *Azotobacter paspali* associated with Bahia grass (*Paspalum notatum*) [67,68]. At the end of 1975, a nitrogen-free medium called NFb (Fb stands for Fabio Pedrosa) was developed by Fabio Pedrosa for the isolation of Spirillum species. Therefore, two species of *Azospirillum* (*A. lipoferum* and *A. brasilense*) have been isolated by using the semi-solid NFb medium [68,69]. These two species are heterotrophic and non-symbiotic bacteria that can fix 20–30 kg N/ha/year on average [70]. In 1979, Steward used the Nitrogen-15 (^{15}N) tracing technique to demonstrate nitrogen fixation in cyanobacteria (formerly blue-green algae) [71]. For archaea, their ability to fix nitrogen was only recently highlighted by independent discoveries of diazotrophic growth in two different methanogenic archaea: *Methanosarcina barkeri* [72,73] and *Methanococcus thermolithotrophicus* [73,74]. The ^{15}N tracing technique and acetylene reduction assay (ARA) technique have confirmed nitrogen fixation in *M. barkeri* and *M. thermolithotrophicus*, respectively. Some major events in the history of research on nitrogen and BNF are summarized in Table 1. Currently, at least thirteen genera belonging to prokaryotes group are known to fix nitrogen (Figure 1).

This ability to fix nitrogen is increasingly reported in groups that were not expected to. Recently, by analyzing 16,989 *nif* H sequences of nitrogen-fixing microorganisms, Gaby and Buckley [80] have concluded that diazotrophic diversity is poorly described and many organisms still to be discovered. The discovery of many nitrogen-fixing microorganisms has subsequently led in few years to the development of numerous commercial biofertilizers across the world. Nitragin, made with *Rhizobium*

strains, was the first commercial biofertilizer launched in the USA by Nobbe and Hiltner in 1895 [81]. During the 1900s Nitragen was followed in the market by Azotogen (*Azotobacter chroococcum*) and Phosphobactin (*Bacillus megaterium* cv phosphaticum) launched in Russia. In India, commercial production of nitrogen biofertilizer was initiated by the ICAR-Indian Agricultural Research Institute (IARI), and Agricultural College and Research Institute in 1956 [82]. In Africa, since 1977, the Microbial Resource Center (MIRCEN) has contributed to the transfer of BNF knowledge to researchers, extension workers, and farmers. In this respect, in the late 1990s many public and private organizations in eastern and southern Africa have been involved in the production of *N*-fixing inoculants [83].

Table 1. Some key dates of history of research on nitrogen, biological nitrogen fixation (BNF), and biofertilizers.

Date	Events	References
1836	Identification of nitrogen as a nutrient for plants	[75]
1886	Hellriegel and Wilfarth demonstrated the ability of legumes to convert N ₂	[20]
1888	First rhizobia were isolated from nodules	[64]
1893	Isolation of <i>Clostridium pasteurianum</i> (Free-living <i>N</i> fixers)	
1895	First commercial inoculant (Nitragen)	
1901	Isolation <i>Azotobacter</i>	[75]
1913	Carl Bosch performed Haber's ammonia synthesis on an industrial scale	
1946	Second commercial inoculant (Azotogen)	[76]
1953	Identification of two nitrogen fixing bacteria: <i>Beijerinckia fluminensis</i> and <i>Azotobacter paspali</i>	[67,68]
1969	Positive results for ¹⁵ N ₂ uptake by cyanobacteria	[71]
1972	Isolation of <i>Enterobacter cloacae</i> from corn roots	[77]
1975	Isolation of <i>Spirillum</i> sp. and demonstration of their nitrogenase activity	[78]
1984	Nitrogen fixation in Methanogens (archaea)	[74]
2011	The European Nitrogen Assessment provides the first integrated and comprehensive look at <i>N</i> use in Europe	[79]
2012	Database of all <i>nifH</i> sequences available in the Genbank nucleotide database	[80]

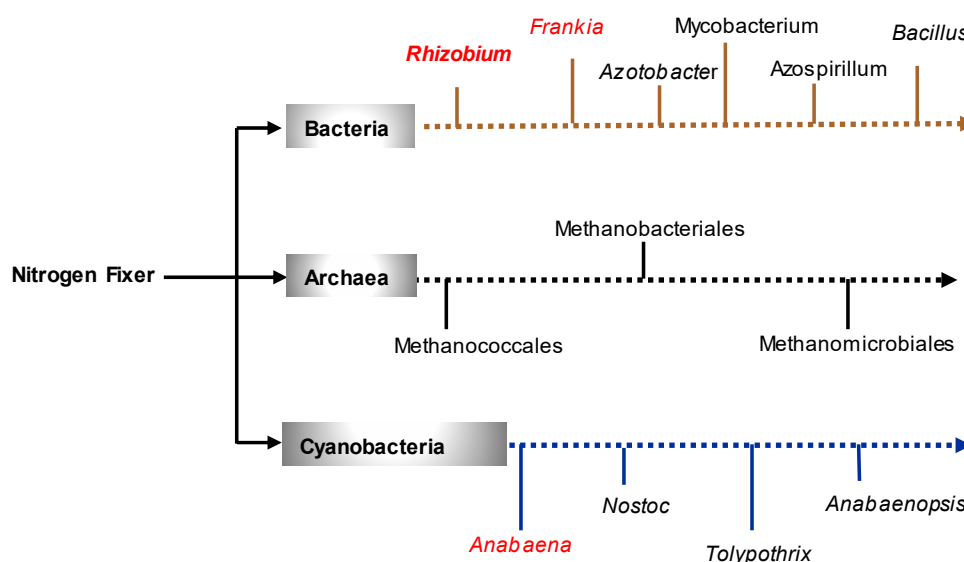


Figure 1. The three groups of nitrogen-fixing organisms including some main genera. In red: genera including symbiotic nitrogen-fixing species; in black: orders or genera (in italics) including free living nitrogen-fixing species.

4.2. Commercialization

Currently, many biofertilizer products exist over the world; however, the nitrogen-fixing biofertilizer market controls the largest part in global biofertilizer market. From USD 800 million in 2016, it is anticipated to be USD 3 billion by the end of 2024 [84]. In the global biofertilizer market,

North America (USA, Canada, and Mexico) holds the largest share accounting for around 27.7% (Figure 2A). For instance, there are more than 150 microbe-based biofertilizers in Canada, most of which are based on nitrogen-fixing bacteria, i.e., Rhizobium strains for legumes. Europe (Germany, UK, Spain, Italy, and France) occupies the second place in terms of biofertilizer production, with around USD 0.45 billion dollars by 2017. The third largest biofertilizer market is Asia-Pacific (China, Japan, India, Australia, New Zealand, and rest of Asia) with USD 0.284 billion in 2017 and USD 0.44 billion by 2018 [82]. China holds more than 511 biofertilizers products and accounted for 43.2% of the biofertilizers market share for Asia-Pacific region in 2017 [85]. South America biofertilizers market was valued at USD 0.239 billion in 2017 and Brazil holds the largest share, with USD 0.135 billion. For Africa, the biofertilizers market is still small (USD 0.0445 million in 2017). The main biofertilizer producing countries are South Africa with USD 0.0293 billion of market value, Egypt and East African countries such as Uganda, Kenya, Tanzania, and Sudan. According to the Global Biofertilizers Market [84], Europe and Latin America are currently the top consumers of biofertilizers followed by China and India, because in many countries from these regions, there are stringent regulations imposed on chemical fertilizers. In the worldwide market for biofertilizers, the phosphate solubilizing biofertilizers (with a share of 14%) occupy the second place far behind the nitrogen-fixing biofertilizers (accounting ~79%), and the other types of biofertilizers hold the remaining 7% (Figure 2B).

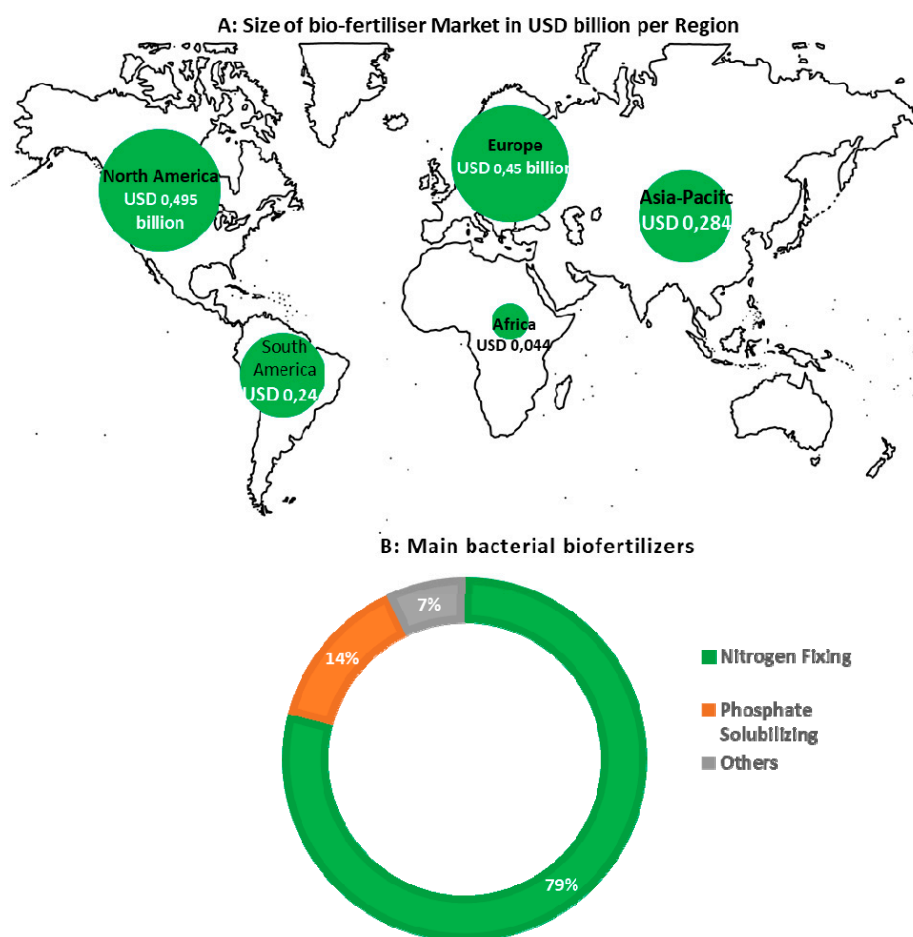


Figure 2. Global biofertilizers market and distribution. Data synthesized from Global Biofertilizers Market [84] and market data forecast [85]. (A): the diameter of each circle is proportional to the size of the market in USD billion. (B): percentage of main biofertilizers available in the market.

5. BNF and their Contribution to Agriculture

5.1. Inoculants for Legume Crops

N input through BNF is approximately 122 million tons of N per year of which 55 to 60 million tons is fixed by agricultural crops [86–88]. Soybean (*Glycine max*) legume has the highest contribution of BNF; this species fixes annually ~16.4 million tons of N [89]. The main microsymbionts of soybean belong to *Bradyrhizobium* species [90].

The potential of BNF providing nitrogen N in ecosystems is increasingly being exploited in agricultural practices, mostly through legume cultivation (Soybean, lupin, alfalfa, chickpea, cowpea, etc.). Legume–rhizobium symbiosis is an important facet of symbiotic nitrogen fixation [91,92]. Inoculation of legumes crops with Rhizobia is one of the success stories of biofertilizers in agriculture. The positive impact of diazotrophic microorganisms on agriculture has opened the biofertilizer market. In few years the biofertilizer market has grown and at present, many nitrogen-fixing microorganisms are marketed as biofertilizers (Table 2). Different products are available and some of them have shown great potential by improving crop growth and yield and could significantly reduce a farmer’s fertilizer bill (Table 2). For example, in Brazil, the economic benefit in terms of N-fertilizer saving was over USDA 2.5 billion per year by 2002 [93]. Use of BNF-based commercial inoculums has contributed to increase soybean yield in Brazil, and therefore helped to put the country in second place among the largest soybean producers behind the USA. In the USA, the contribution of BNF to the soybean N nutrition ranged from 23 to 65% [94]. In Spain, Pastor-Bueis et al. [95] showed that *Rhizobium leguminosarum* bv. *phaseoli* LCS0306, formulated with perlite-biochar carriers, produced a significantly higher grain yield of common bean (3640 kg ha⁻¹ versus 3165 kg ha⁻¹ in the N-fertilized control plot). In Ghana, Ulzen et al. [96], by comparing urea application to two commercial biofertilizers (Biofix and Legumefix) on soybean and cowpea, reported that these inoculants were more profitable. They increase nodule dry weight (>two-fold), nodule number (90–118%), and grain yield (12–19%) compare to the control (urea). In northern Nigeria, Ronner et al. [97] also showed that soybean inoculation with rhizobia has increased yield by 447 kg/ha compared to the control. Similar results were reported by Thuita et al. [98] who recommended for sustainable soybean yield increase, to inoculate with Legumefix + sympal (a fertilizer blend for use with rhizobia inoculants) or biofix + sympal to raise yields from 2000 kg/ha to 4000 kg/ha. In poor soils, amendment with vermicompost in addition to Sympal and Legumefix has been shown to improve soybean yields [99]. Previously, in a study of several commercial rhizobial inoculum, Thuita et al. [100] reported that these products have potential to increase growth, yield, and nitrogen fixation legumes. A noteworthy contribution of the use of legume inoculants was also reported in the Zambia’s economy, with an input of more than US \$23 million in eight years [101]. Recently “Nitragin” a pure culture of root-associated bacteria was improved and tested on soybeans and soyfoods in Germany. Results showed that soil inoculated with Nitragin gave a 3- to 4-fold increase in yield, plus an increase in protein in the roots and leaves [102].

5.2. Inoculants for Non-Legume Crops

Several non-leguminous plants, mainly cereals, have developed multiple strategies in association with diazotrophs to cope with N deficiency. Some of these microorganisms have been used to make bacterial inoculants. Mexico was one of the first countries to commercialize maize seeds coated with *Azospirillum* [103], followed by Argentina. Field experiments in Sierra Mixe (region of Oaxaca, Mexico) using ¹⁵N natural abundance or ¹⁵N-enrichment assessments over 5 years indicated that atmospheric nitrogen fixation contributed to 29–82% of the nitrogen nutrition of maize [36]. In Egypt, El-Sayed et al. [104] showed significant increases (24.8 and 27.2% in the first season and 18.4 and 22.0% in the second season respectively compared to the un-inoculation) in grain yield of barley after inoculation with biofertilizers (Microbin and Azottein, constituted of a mixture of P-dissolving and N-fixing bacteria), and these results were comparable to those obtained with chemical fertilizers. More recently, Rose et al. [105] demonstrated that a commercial biofertilizer product known

as “BioGro” (Table 2) can replace 23 to 52% of N chemical fertilizers without loss of yield in rice systems, in Southeast Asia. BNF contribute $\sim 30 \text{ kg N ha}^{-1}$ per year to rice systems [106]. According to Serna-Cock et al. [107], applying *Azospirillum brasilense*, *Azotobacter chroococcum*, and *Trichoderma lignorum* as biofertilizer in sugarcane plants (variety CC 934418) can replace 60% of the nitrogen needed by this cultivar. Corroborating these results, Antunes et al. [108] showed that inoculation with *Herbaspirillum seropedicae*, *Pseudomonas* sp., and *Bacillus megaterium* increase sugarcane (variety RB92579) yield from 18% to 57.31%. Although cereals benefit significantly from diazotrophs, most microbes are unlikely to fix nitrogen in the presence of high rate of chemical fertilizers.

5.3. Success-Limiting Factors of BNF Application in Agriculture

The BNFs have the capacity to reduce the use of nitrogen fertilizers to ~ 0.160 billion tons per year, which corresponds to a reduction of 0.270 billion tons of coal consumed in the production process [109]. All these results show that BNF is directly proportional to agricultural sustainability. Despite the advantages of microbial inoculant technology, there still exist some success-limiting factors against a universal utilization. In fact, the efficiency of microbe-based biofertilizers depends on many factors including the targeted crop, edaphic (pH, salinity, and soil type), biotic (competition between introduced and indigenous strains, microbial parasites and predators), and climatic factors [110,111] that can make commercial inoculum counter-productive. Besides competition among microbial strains for resources and plant nodulation, partner fidelity and specificity mediated by genetic and molecular mechanisms are among the success-limiting factors against a universal utilization of microbial inoculants [112,113]. On the other hand, commercial inoculants were often made with one or at most two strains, while under field conditions, plants are associated with many strains which provide them diverse benefits through functional complementarity. Nevertheless, the poor performance of biofertilizers is primarily linked to inappropriate strains and inefficient production technology. Herrmann et al. [114], studying the microbial quality of 65 commercial inoculants manufactured in seven different countries, showed that only 36% of the products could be considered as “pure”. Among the remaining 64% some contained one or several strains of contaminants and some products did not contain any strains. However, the study does not specify the origin of this problem. Is it a loss of viability during the storage time or the quality of the product delivered by the manufacturer? Similarly, In India, the evaluation of the quality of legume inoculants showed that most of the products tested did not contain the optimal amount of rhizobium ($< 10^8$ rhizobia/g of inoculant) and were contaminated by a large amount of non-rhizobial organisms [115]. Therefore, it is a big challenge to maintain viability and purity of microbes in microbial inoculant [116]. In many regions across the world, farmers are not yet familiar with this type of fertilizer which is sensitive to temperature, humidity, time, and storage conditions; that is why they are sometimes confused about quality and expiry dates of biofertilizers [117]. In Africa, the International Institute of Tropical Agriculture (IITA) has been working with regulatory authorities for biofertilizers in Kenya, Uganda, Tanzania, Ethiopia, Nigeria, and Ghana to establish standards for both registration and efficacy testing to protect farmers from fraudulent products in the market. Previously, N₂Africa and MIRCEN worked together in order to test commercial inoculants and offer quality assurance to their distributors and customers. In this respect, there is a need, particularly in Africa, to strengthen farmers’ capacities and establish networks for sharing reference protocols and information about BNF. Furthermore, very few firms in many African countries are involved in inoculum production and commercialization, limiting therefore access at adequate timely to quality inoculants.

Table 2. Some famous marketed microbe-based biofertilizers and target crops.

Name of Manufactured Products and Producer (in Italic)	Strain	Formulation	Crops Suited	Benefits According to the Authors	References
BioGro Nguyen Thanh Hien in Hanoi University (Vietnam)	<i>Pseudomonas fluorescens</i> <i>Bacillus subtilis</i> <i>Bacillus amyloliquefaciens</i> <i>Candida tropicalis</i>	Solid in peat	Rice (<i>Oryza sativa</i>)	Improve rice yield	[118]
Biofix MEA company limited (Kenya)	<i>Rhizobium</i>	solid	-Soya bean (<i>Glycine max</i>) -Common bean (<i>Phaseolus vulgaris</i> L.) -Alfalfa (<i>Medicago sativa</i>)	Cheaper than chemical nitrogen Lighter to transport, requires less labor effective for many crops	[109]
Bio N Nutri-Tech Solutions (Australia)	<i>Azotobacter</i> spp.	liquid	Horticulture	Access free atmospheric nitrogen. Increase yield and quality. Reduce soil erosion. Improve water retention. Enhance germination. Promote root growth. Phosphate release	[114]
Microbin and Azottein Egyptian Ministry of Agriculture	<i>Klebsiella</i> , <i>Bacillus</i> , <i>Azotobacter</i> <i>Azospirillum</i>	Carrier material	Barley cultivar Giza	Increased the different plant characteristic increases in grain yield reached approximately 24.8 and 27.2%	[92,104]
Legumefix Legume Technology (UK)	<i>Bradyrhizobium japonicum</i>	Sterile peat inoculant	Soybean and cowpea	grain yield (12–19%) relative to the control	[96]
Leguspirflo SoyGro (South Africa)	<i>Azospirillum brasilense</i>	Liquid	soybean	Inefficient	[97]
TerraMax's Micro AZ product TerraMax (Minnesota, USA)	<i>Azospirillum brasilense</i> <i>A. lipoferum</i> .	Liquid	Wheat, Corn and Grain Sorghum	Improve root structure and stimulate root growth Provide biological nitrogen fixation Increases yields Stimulates rooting Increases yields	[119,120]
Nitrofix P Agro-Input Suppliers Limited (AISL) (Malawi)	<i>Bradyrhizobium japonicum</i> and <i>Bradyrhizobium elkanii</i>	Dry- inoculum based on gamma-sterilized peat	Soybeans	Promotes an increase in the yield by an average of 14.3–20.3% Reduced the nitrogen requirement	[79]
Vault LVL BASF (Badische Anilin- & Soda-Fabrik) Germany	<i>B. japonicum</i> + <i>Bacillus subtilis</i>	Liquid	Soybeans	Biomass yield improved	[98,100]

5.4. Beneficial Mechanisms Other Than N-Fixation Provides by Diazotrophs Bacteria

In addition to their N-fixing abilities, diazotrophic bacteria are now recognized as also promoting plant growth (PGP) and yield and causing positive changes in soil structure and microbial community [121–123]. Many diazotrophic stains belonging to Rhizobia, Bradyrhizobia, Ensifer, Azotobacter, Azospirillum, Pseudomonas, Klebsiella, and Bacillus genera were reported to enhance the plant growth and grain yield of chickpea, bean, pea, wheat and rice through phytohormones and secondary metabolites production [123]. For instance, recent results from Gopalakrishnan et al. [124] have shown that rhizobia act also as PGP by producing indole acetic acid (IAA), siderophores, and organic acids, which leads to a stimulation of stems and roots growth of chickpea (*Cicer arietinum* L.). Some Bradyrhizobial strains isolated from rice rhizosphere and *Azorhizobium caulinodans* associated with *Sesbania rostrata* are capable of fixing nitrogen in the free-living state [125] under low-oxygen conditions [126]. Mia and Shamsuddin [127] have reported beneficial effects of rhizobium inoculation on different cereal crops as rice, maize, and wheat. On the other hand, Gopalakrishnan et al. [128] and Das et al. [129] reported that rhizobia can also act as biocontrol agents against pathogenic fungi

(Rhizoctonia, Fusarium, Macrophomina, and Sclerotium), through hydrocyanic acid (HCN), antibiotics and/or mycolytic enzymes. The PGP traits of numerous other α -, β -, and γ -Proteobacteria inhabitants of legume nodules and contributing to N₂ fixation were always neglected. These new aspects of diastrophic bacteria, especially rhizobia are avenues for research in order to select efficient BNFs, for their better contribution in crop yield.

5.5. Synergistic Benefits

Soil microorganisms such as arbuscular mycorrhizal fungi (AMF) are known to have significant positive effect on BNF by direct and/or indirect interaction with N-fixing microorganisms. Indeed, AMF play a significant role in uptake of water and nutrients from soil [130] necessary to generate energy required for BNF [131]. Moreover, through their hyphal networks, AMF can facilitate the colonization of legume roots by symbiotic N-fixing bacteria [132], as well as the transfer of nutrients and symbiotically fixed N between similar or dissimilar plants [133,134]. On the other hand, bacteria can also be beneficial to AMF. After characterizing a commercial AMF inoculum (AEGIS, i.e., Atens, Agrotecnologias Naturales S.L), Agnolucci et al. [135] showed that this product harbors many bacteria with important functional PGP properties such as nitrogen fixation, inorganic phosphate solubilization AIA production, etc. The synergic effects between AM fungi and soil microbial communities increase plant biomass and N acquisition from organic matter.

6. Challenges of Extending the BNF Ability to Non-Legumes

Cereal production is underpinned by high nitrogen fertilization from chemical fertilizers. However, the excessive use of this nitrogen source leads to soil acidification [136]. Therefore, for several years scientists have tried to find a way to reduce dependence on chemical fertilizers through engineering crop plants to fix nitrogen they need for their growth and yield [49,134,136,137]. This process was restricted primarily to legumes in agricultural system. The idea to transfer nitrogen fixing capacity to non-fixing crops, such as wheat, rice, sorghum, or maize, is one of the long-standing dreams of many researchers in plant biology. Many studies have been done during the past years in an effort to determine the kinds and species of soil microorganisms that possess the ability to fix N₂-nitrogen, to characterize factors encouraging plant colonization by N-fixing bacteria [138,139], and to identify bacterial genes that encode nitrogenase [140]. However, transferring BNF traits to non-legumes, especially cereals, remains elusive. Research focuses on mostly two strategies to implement this objective.

The first is to engineer new symbioses between cereals and N-fixing bacteria by transferring the genes of legume plants necessary for the development of root nodule symbiosis to cereals [21,49]. This approach requires a genetic modification of the plant to release nodulation signals. However, the main difficulty is to deal with toxic effect of oxygen, because nitrogenase requires an anaerobic environment within the cell in order to function successfully. In addition, nitrogen fixing symbiosis requires the coordinated function of more than 30 essential genes [141].

The second approach is to directly introduce nitrogenase into the cereal plant cells [142,143]. This approach will allow the plant to synthesize its own nitrogen without the need for bacterial interactions. However, to achieve this goal, it is necessary to synthesize nitrogenase in cereals. The complexity of this biosynthesis and the sensitivity of this enzyme to oxygen is a major challenge for the implementation of this strategy. In addition, it is unclear whether cereals host can provide the reducing power and energy needed to sustain nitrogenase catalysis [144].

Despite scientific and technological progress, the transfer of nitrogenase to cereals remains an object to be achieved because both approaches face technical problems and make difficult to implement the different strategies. However, in view of the genetic advances and the successful transfer of nitrogen fixation (*nif*) genes to *E. coli*, to *Saccharomyces cerevisiae* (eukaryotic model organism), and to plastids of tobacco, there is a hope that these objectives might be realized in the near future [49]. However, more intensive collaborative research and an international coordination are required.

The combination of recent advances in comparative genetic analysis and synthetic biology has allowed tremendous progress toward the objective of engineering nitrogen fixation to non-legumes. Scientific efforts of several years of research around the world have resulted in important results like the sequencing of nitrogenase genes like *nif H*, *nif D*, *nif K*, *nifE*, *nifN*, etc. and the creation of *nif* database in 2012 [80]. Owing to this database, which contains 32 954 sequences to date, we have a better understanding of the evolutionary history of nitrogenase. On the other hand, a comparative analysis of the symbiotic systems of non-legumes, *Parasponi*, legumes, and Actinorrhizae allowed to identify the core genetic networks underlying root nodule formation and functioning [145–147] and to define strategies for transferring nitrogen-fixing ability to non-legume crops [20]. On the other hand, to overcome the obstacle of oxygen sensitivity, a promising solution could come from cellular organelles like mitochondria and root plastids. Indeed, these two organelles offer a low-oxygen environment and therefore suitable for nitrogenase expression in eukaryotes [146,148]. Furthermore, both organelles can provide high concentrations of adenosine 5'-triphosphate and reducing power required for nitrogenase activity [49] and they are similar to prokaryotes in terms of gene organization and expression. In this respect, Ivleva et al. [149] have produced the active Fe protein of nitrogenase in transgenic plants after successful integration of *nifH* and *nifM* genes into the tobacco chloroplast genome. Burén et al. [49] have identified a minimum *nif* cassette of nine genes sufficient for nitrogen fixation that they have already tested in transgenic yeasts (*Saccharomyces cerevisiae*). These results bring us closer to the goal in engineering an active nitrogenase enzyme in plants. Table 3 summarizes some successful steps already achieved.

Table 3. Summary of some successful steps achieved in nitrogen transfer from legumes to non-legumes.

Current Progress in Nitrogenase Transfer	References
<i>Nif</i> gene cluster transfer from nitrogen-fixing bacteria <i>Klebsiella pneumoniae</i> into <i>Escherichia coli</i>	[150]
Refactoring the nitrogen fixation gene to a simple cluster easy to access, engineering, and transferability.	[151]
<i>Nif</i> cluster gene transfer from nitrogen-fixing bacteria <i>Paenibacillus</i> sp. into <i>Escherichia coli</i>	[152]
Conception of an artificial FeFe nitrogenase system in <i>Escherichia coli</i>	[153]
Transfer and expression of <i>Pseudomonas stutzeri</i> A1501 Nitrogen Fixation Island in <i>Escherichia coli</i>	[154]
Transfer nitrogenase components (<i>nifH</i>) in <i>Saccharomyces cerevisiae</i> mitochondria (as model of eukaryotic cell)	[155]
Transgenic production of nitrogenase and expressing nitrogenase genes in plant plastids (tobacco as model)	[149]

Besides these approaches, other researchers continue to improve the nitrogen fixation pathway in diazotrophic endophytic, associative, and symbiotic organisms that are already in relationships with plants [156–159] by using different strategies and tools. Among these strategies, we can list the optimization of the colonization process, the optimization of carbon supply from root cells to endosymbiotic bacteria, engineering of respiratory protection and O₂-binding proteins to allow aerobic nitrogen fixation by microsymbionts, and improvement of ammonium uptake by plant cells [21]. For instance, in a low pH environment, some strategies are suggesting treating plants with flavonoids, Nod Factors, or phytohormones to overcome negative effects of low pH [160–162]. Other strategies try to generate acids tolerant legumes cultivars and rhizobia strains for enhancing symbiotic nitrogen fixation [163]. On the other hand, significant progress has been made to understand the biochemical, physiological, and ecological aspects of diazotroph associations with cereals. For example, diverse communities of endophytic bacteria have been identified in sugarcane (*Saccharum* spp.), Oaxaca maize (*Zea mays*), sweet potato (*Ipomoea batatas* L.), and paddy rice (*Oryza sativa* L.) rhizosphere and their agronomic significance have been proved [164,165]. In addition to the traditional approach of identifying single-strain isolates with a range of advantages for plants, several studies propose

to develop synthetic consortia of bacteria with resilient functionality in terms of promoting plant growth [166]. A genetic and genomic analysis of selected strains will allow targeted modification of the bacterial genomes in order to confer better advantages on the crops [167].

7. Road Map for Successful and Large-Scale Adoption of *N*-Fixing Biofertilizers

Currently, agricultural production depends on the large-scale use of chemical fertilizers [168]. To take full advantage of BNFs for improving soil health and crop quality, different questions should be addressed by researchers and other stakeholders through an integrated and collaborative framework. Here, we provide a summary of research and development priorities needed for successful and large-scale adoption of *N*-fixing biofertilizers.

Better understand the mechanisms of biological nitrogen fixation, as well as the mechanisms of partner choice and partner fidelity.

Broaden the host spectrum of symbiotic bacteria by reducing the symbiotic specificity through good comprehension of the genetic and molecular mechanisms that regulate symbiotic specificity.

Make rigorous testing of inoculums under a wide range of environmental conditions and soil types before its commercialization [169].

Intensify the efforts towards identifying highly competitive and effective microbial strains, with particular attention to mixed-strain consortiums rather than mono-strain inoculums to take advantage of functional complementarity under field conditions.

Improve the quality of commercial inoculums with emphasis on strain purity, inoculum density, and formulations that better preserve the vitality of microbial strains during storage. The performance of microbial strains should be also considered as a factor of inoculant quality.

Strengthen quality control of commercial inoculums by imposing official registrations and controls by independent third-party services.

Strengthen farmers' capacities through training and the establishment of networks for sharing reference protocols and information about BNF.

Make easy access to quality inoculants timely for end users and develop new inoculation methods.

Associate mycorrhizae with BNF will facilitate the transfer of nitrogen from plants with high fixing potential to low or non-fixing plants because it is already established that the presence of arbuscular mycorrhizal increase the transfer of symbiotically fixed *N* through network connection between similar or dissimilar plants [133,134].

Identify soils suitable for inoculation with *N*-fixing organisms, with particular attention to low pH and high levels of *N* in soil which are known to inhibit the formation of nodules. By superimposing nitrogen fertility map to pH map [170,171], we identified different areas with high potentials for inoculation success due to their soil pH (ranges from slightly acid to neutral, 5.5 to 7.2) and relatively low levels of nitrogen in soil (Figure 3). For instance, Africa appears as an ideal continent for a large application of *N*-fixing biofertilizers.

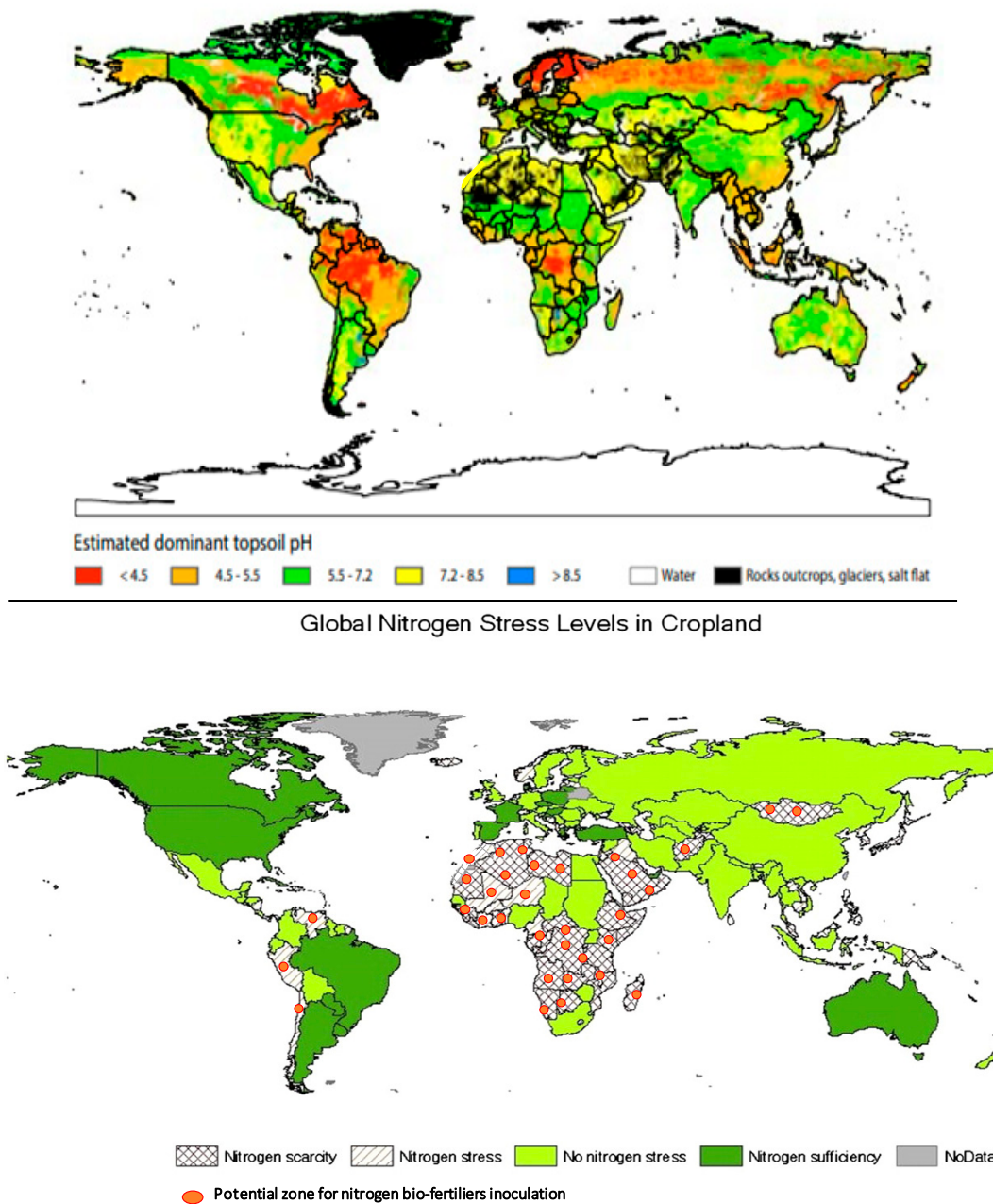


Figure 3. Potential zones for inoculation resulting from the superposition of nitrogen fertility and soil pH maps. Data synthesized from FAO/IIASA/ISRIC/ISS-CAS/jRC [170].

8. Conclusion and Perspectives

This review highlights the agronomic importance of BNF, a non-polluting and cost-effective way to improve soil fertility and crop production. It should be emphasized, however, that the successful and large-scale adoption of BNF mostly depends on understanding the factors that control the BNF systems in the field conditions, improving the quality of commercial inoculums, and strengthening farmers' capacities. Engineering the capacity to fix nitrogen in cereals, either by themselves or in symbiosis with nitrogen-fixing microbes, represent attractive future options that, nevertheless, require more intensive and internationally coordinated research efforts. Biotechnology of BNF is indeed an opportunity to help close the yield gap in over the world and especially for underdeveloped country, and thus it appears necessary to integrate BNF in plant breeding programs. Although hurdles are

associated with the large-scale commercialization of nitrogen-fixing biofertilizers, this biotechnology remain promising option for healthy and sustainable agriculture with low dependence on industrial nitrogen production. Our analysis provides a road map for successful and large-scale application of N-fixing biofertilizers.

Author Contributions: Conceptualization, A.S. and A.G.D.; writing—original draft preparation, A.S. and A.G.D.; writing—review and editing, A.S., A.G.D. and M.T.; supervision, M.H., Y.O., S.G. and L.K. All authors have read and agreed to the published version of the manuscript.

Funding: This research received no external funding.

Conflicts of Interest: The authors declare no conflict of interest.

References

1. FAO, World fertilizer trends and outlook to 2018. Food and Agriculture Organization of the United Nations—Rome 2015. Available online: www.fao.org/publication (accessed on 12 May 2020).
2. *World Religion Database: International Religious Demographic Statistics and Sources*; Johnson, T.M., Grim, B.J., Eds.; Brill: Leiden, The Netherlands; Boston, MA, USA, 2010; Available online: <http://www.worldreligiondatabase.org> (accessed on 10 May 2020).
3. Hirel, B.; Tétu, T.; Lea, P.J.; Dubois, F. Improving Nitrogen Use Efficiency in Crops for Sustainable Agriculture. *Sustainability* **2011**, *3*, 1452–1485. [[CrossRef](#)]
4. Mueller, N.D.; Gerber, J.S.; Johnston, M.; Ray, D.K.; Ramankutty, N.; Foley, J.A. Closing yield gaps through nutrient and water management. *Nature* **2012**, *490*, 254–257. [[CrossRef](#)]
5. Fertilizer Consumption. The World Bank Data Bank. 2013. Available online: <http://data.worldbank.org/indicator/AG.CON.FERT.ZS?view=chart> (accessed on 5 May 2020).
6. Liu, J.; Ma, K.; Ciais, P.; Polasky, S. Reducing human nitrogen use for food production. *Sci. Rep.* **2016**, *6*, 30104. [[CrossRef](#)] [[PubMed](#)]
7. IEA/IRENA, Perspectives for the Energy Transition (IEA/IRENA, 2017). Available online: go.nature.com/2pgkfw (accessed on 5 May 2020).
8. FAO. *Plant Nutrition for Food Security*; Fertilizer and Plant Nutrition Bulletin No. 16; Publishing Management Service Information Division FAO: Rome, Italy, 2006; p. 366.
9. Maheswari, M.; Murthy, A.N.G.; Shanker, A.K. Nitrogen Nutrition in Crops and Its Importance in Crop Quality—In: The Indian nitrogen assessment: Sources of reactive nitrogen, environmental and climate effects, management options, and policies. *Agron. Hort.* **2017**, 175–186.
10. Yang, X.; Fang, S. Practices, perceptions, and implications of fertilizer use in East-Central China. *Ambio* **2015**, *44*, 647–652. [[CrossRef](#)] [[PubMed](#)]
11. Usha, B. Agriculture and the Dark Side of Chemical Fertilizers. *Environ. Anal. Ecol. Stud.* **2018**, *1*, 3.
12. Zheng, M.; Zhou, Z.; Luo, Y.; Zhao, P.; Mo, J. Global pattern and controls of biological nitrogen fixation under nutrient enrichment: A meta-analysis. *Glob. Chang. Biol.* **2019**, *25*, 3018–3030. [[CrossRef](#)] [[PubMed](#)]
13. Araujo, A.; Leite, L.; De Iwata, B.; De Lira, M.; Xavier, G.; Figueiredo, M.V.-B. Microbiological process in agroforestry systems. A review. *Agronomy for Sustainable Development*. *Agron. Sustain. Dev.* **2012**, *32*, 215–226. [[CrossRef](#)]
14. Shah, F.; Wu, W. Soil and Crop Management Strategies to Ensure Higher Crop Productivity within Sustainable Environments. *Sustainability* **2019**, *11*, 1485. [[CrossRef](#)]
15. Saikia, S.P.; Jain, V. Biological nitrogen fixation with non-legumes: An achievable target or a dogma. *Curr. Sci.* **2007**, *92*, 317–322.
16. Sur, S.; Bothra, A.K.; Sen, A. Symbiotic Nitrogen Fixation—A Bioinformatics Perspective. *Biotechnology* **2010**, *9*, 257–273. [[CrossRef](#)]
17. Ravikumar, S.; Kathiresan, K.; Alikhan, S.L.; Williams, G.P.; Anitha, N.; Gracelin, A. Growth of *Avicennia marina* and *Cerriops decandra* seedlings inoculated with Halophilic Azotobacters. *J. Environ. Biol.* **2007**, *28*, 601–603. [[PubMed](#)]
18. Ininbergs, K.; Bay, G.; Rasmussen, U.; Wardle, D.A.; Nilsson, M.C. Composition and diversity of *nifH* genes of nitrogen-fixing cyanobacteria associated with boreal forest feather mosses. *N. Phytol.* **2011**, *192*, 507–517. [[CrossRef](#)] [[PubMed](#)]

19. Welte, C.U. Revival of Archaeal Methane Microbiology. *mSystems* **2018**, *3*, e00181-17. [[CrossRef](#)]
20. Santi, C.; Bogusz, D.; Franche, C. Biological nitrogen fixation in non-legume plants. *Ann. Bot.* **2013**, *111*, 743–767. [[CrossRef](#)]
21. Mus, F.; Crook, M.B.; Garcia, K.; Garcia Costas, A.; Geddes, B.A.; Kouri, E.D.; Paramasivan, P.; Ryu, M.-H.; Oldroyd, G.E.; Poole, P.S.; et al. Symbiotic nitrogen fixation and the challenges to its extension to nonlegumes. *Appl. Environ. Microbiol.* **2016**, *82*, 3698–3710. [[CrossRef](#)]
22. Liu, C.W.; Murray, J.D. The Role of Flavonoids in Nodulation Host-Range Specificity: An Update. *Plants* **2016**, *5*, 33. [[CrossRef](#)]
23. Jimenez-Jimenez, S.; Santana, O.; LaraRojas, F.; Arthikala, M.K.; Armada, E.; Hashimoto, K.; Kuchitsu, K.; Salgado, S.; Aguirre, J.; Quinto, C.; et al. Differential tetraspanin genes expression and subcellular localization during mutualistic interactions in *Phaseolus vulgaris*. *PLoS ONE* **2019**, *14*, e0219765. [[CrossRef](#)]
24. Cissoko, M.; Hocher, V.; Gherbi, H.; Gully, D.; Carré-Mlouka, A.; Sane, S.; Pignoly, S.; Champion, A.; Ngom, M.; Pujic, P.; et al. Actinorhizal Signaling Molecules: *Frankia* Root Hair Deforming Factor Shares Properties With NIN Inducing Factor. *Front. Plant. Sci.* **2018**, *9*, 1494. [[CrossRef](#)]
25. Suzaki, T.; Takeda, N.; Nishida, H.; Hoshino, M.; Ito, M.; Misawa, F.; Handa, Y.; Miura, K. Masayoshi Kawaguchi Correction: Lack of symbiont accommodation controls intracellular symbiont accommodation in root nodule and arbuscular mycorrhizal symbiosis in *Lotus japonicus*. *PLoS Genet.* **2019**, *15*, e1007966.
26. Mugabe, J. Research on biofertilizers: Kenya, Zimbabwe and Tanzania, *Biotechnol. Dev. Monitor.* **1994**, *18*, 9–10.
27. Chianu, J.N.; Nkonya, E.M.; Mairura, F.S.; Chianu, J.N.; Akinnifesi, F.K. Biological nitrogen fixation and socioeconomic factors for legumeproduction in sub-Saharan Africa: A review. *Agron. Sustain. Dev.* **2011**, *31*, 139–154. [[CrossRef](#)]
28. Beyan, S.M.; Wolde-meskel, E.; Dakora, F.D. An assessment of plant growth and N₂ fixation in soybean genotypes grown in uninoculated soils collected from different locations in Ethiopia. *Symbiosis* **2018**, *75*, 189–203. [[CrossRef](#)] [[PubMed](#)]
29. Van Heerwaarden, J.; Baijukya, F.; Kyei-Boahen, S.; Adjei-Nsiah, S.; Ebanyat, P.; Kamai, N.; Wolde-meskel, E.; Kanampiu, F.; Vanlauwe, B.; Giller, K. Soyabean response to rhizobium inoculation across sub-Saharan Africa: Patterns of variation and the role of promiscuity. *Agric. Ecosyst. Environ.* **2018**, *261*, 211–218. [[CrossRef](#)] [[PubMed](#)]
30. Dent, D.; Cocking, E.C. Establishing symbiotic nitrogen fixation in cereals and other non-legume crops: The Greener Nitrogen Revolution. *Agric. Food Secur.* **2017**, *6*, 7. [[CrossRef](#)]
31. Smercina, D.N.; Evans, S.E.; Friesen, M.L.; Tiemann, L.K. To Fix or Not to Fix: Controls on Free-Living Nitrogen-Fixation in the rhizosphere. *Appl. Environ. Microbiol.* **2019**, *85*, 6–22. [[CrossRef](#)] [[PubMed](#)]
32. Peoples, M.B.; Craswell, E.T. Biological nitrogen-fixation—Investments, expectations and actual contributions to agriculture. *Plant Soil* **1992**, *141*, 13–39. [[CrossRef](#)]
33. Kennedy, I.R.; Islam, N. The current and potential contribution of asymbiotic nitrogen fixation to nitrogen requirements on farms: A review. *Aust. J. Exp. Agric.* **2001**, *41*, 447–457. [[CrossRef](#)]
34. Oliveira, A.L.M.; Canuto, E.L.; Reis, V.M.; Baldani, J.I. Response of micropropagated sugarcane varieties to inoculation with endophytic diazotrophic bacteria. *Braz. J. Microbiol.* **2003**, *34*, 59–61. [[CrossRef](#)]
35. Pankievicz, V.C.S.; do Amaral, F.P.; Santos, K.F.D.N.; Agtuca, B.; Xu, Y.; Schueller, M.J.; Arisi, A.C.M.; Steffens, M.B.R.; de Souza, E.M.; Pedrosa, F.O.; et al. Robust biological nitrogen fixation in a model grass-bacterial association. *Plant J.* **2015**, *81*, 907–919. [[CrossRef](#)] [[PubMed](#)]
36. Van Deynze, A.; Zamora, P.; Delaux, P.-M.; Heitmann, C.; Jayaraman, D.; Rajasekar, S.; Graham, D.; Maeda, J.; Gibson, D.; Schwartz, K.D.; et al. Nitrogen fixation in a landrace of maize is supported by a mucilage-associated diazotrophic microbiota. *PLoS Biol.* **2018**, *16*, e2006352. [[CrossRef](#)]
37. Liu, C.W.; Sung, Y.; Chen, B.C. Effects of Nitrogen Fertilizers on the Growth and Nitrate Content of Lettuce (*Lactuca sativa* L.). *Int. J. Environ. Res. Public Health* **2014**, *11*, 4427–4440. [[CrossRef](#)] [[PubMed](#)]
38. Tamme, T.; Reinik, M.; Roasto, M. Nitrates and Nitrites in Vegetables: Occurrence and Health Risks. In *Bioactive Foods Promoting Health: Fruits and Vegetables*; Watson, R.R., Preedy, V.R., Eds.; Academic Press: Salt Lake City, UT, USA, 2009; pp. 307–321.
39. Rosswall, T. The internal nitrogen cycle between microorganisms, vegetation and soil. *Ecol. Bull.* **1976**, *22*, 157–167.
40. Stein, L.Y.; Klotz, M.G. The nitrogen cycles. *Curr. Biol.* **2016**, *26*, 83–101. [[CrossRef](#)] [[PubMed](#)]

41. Keramidis, K.; Tchung-Ming, S.; Diaz-Vazquez, A.; Weitzel, M.; Vandyck, T.; Després, J.; Schmitz, A.; Rey, L.; Los Santos, K.; Wojtowicz, B.; et al. *Soria-Ramirez, Global Energy and Climate Outlook 2018: Sectoral Mitigation Options Towards a Low-Emissions Economy—Global Context to the EU Strategy for long-Term Greenhouse Gas Emissions Reduction*; EUR 29462 EN; Publications Office of the European Union: Luxembourg, 2018; ISBN 978-92-79-97462-5.
42. Sammauria, R.; Kumawat, S.; Kumawat, P.; Singh, J.K.; Jatwa, T. Microbial inoculants: Potential tool for sustainability of agricultural production systems. *Arch. Microbiol.* **2020**, *202*, 677–693. [[CrossRef](#)] [[PubMed](#)]
43. Braakhekke, M.C.; Rebel, K.T.; Dekker, S.C.; Smith, B.; Beusen, A.H.W.; Wassen, M.J. Nitrogen leaching from natural ecosystems under global change: A modelling study. *Earth Syst. Dynam.* **2017**, *8*, 1121–1139. [[CrossRef](#)]
44. Mabrouk, Y.; Hemissi, I.; Salem, I.B.; Mejri, S.; Saidi, M.; Belhadj, O. Potential of Rhizobia in Improving Nitrogen Fixation and Yields of Legumes. *Symbiosis* **2018**, *107*. [[CrossRef](#)]
45. Gueye, M.; Bordeleau, L.M. Nitrogen fixation in Bambara groundnut (*Vigna subterranea* (L.) Thouars. *Mircen. J.* **1988**, *4*, 365–375. [[CrossRef](#)]
46. Igarashi, R.Y.; Seefeldt, L.C. Nitrogen fixation: The mechanism of the Modependent nitrogenase. *Crit. Rev. BMC Mol. Biol.* **2003**, *38*, 351–384. [[CrossRef](#)]
47. Buscot, F.; Varma, A. *Microorganisms in Soils: Roles in Genesis and Functions*; Springer Science Business Media: Berlin/Heidelberg, Germany, 2005; Volume 3, p. 422.
48. Gilchrist, M.; Benjamin, N. From Atmospheric Nitrogen to Bioactive Nitrogen Oxides. In *Nitrite and Nitrate in Human Health and Disease*, 2nd ed.; Bryan, N.S., Loscalzo, J., Eds.; Humana Press: New York, NY, USA, 2017; pp. 11–20. [[CrossRef](#)]
49. Burén, S.; Rubio, L.M. State of the art in eukaryotic nitrogenase engineering. *FEMS Microbiol. Lett.* **2018**, *365*, fnx274. [[CrossRef](#)]
50. Dai, Z.; Guo, X.; Yin, H.; Liang, Y.; Cong, J.; Liu, X. Identification of Nitrogen-Fixing Genes and Gene Clusters from Metagenomic Library of Acid Mine Drainage. *PLoS ONE* **2014**, *9*, e87976. [[CrossRef](#)] [[PubMed](#)]
51. Seefeldt, L.C.; Hoffman, B.M.; Peters, J.W.; Raugei, S.; Beratan, D.N.; Antony, E.; Dean, D.R. Energy Transduction in Nitrogenase. *Acc. Chem. Res.* **2018**, *51*, 2179–2186. [[CrossRef](#)] [[PubMed](#)]
52. Nonaka, A.H.; Yamamoto, N.; Kamiya, H.; Kotani, H.; Yamakawa, R.; Tsujimoto, Y. Fujita, Accessory Proteins of the Nitrogenase Assembly, *NifW*, *NifX*/*NafY*, and *NifZ*, Are Essential for Diazotrophic Growth in the Non heterocystous Cyanobacterium *Leptolyngbya boryana*. *Front. Microbiol.* **2019**, *10*, 495. [[CrossRef](#)]
53. Harris, D.F.; Lukoyanov, D.A.; Shaw, S.; Compton, P.; Tokmina-Lukaszewska, M.; Bothner, B.; Kelleher, N.; Dean, D.R.; Hoffman, B.M.; Seefeldt, L.C. Mechanism of N₂ Reduction Catalyzed by Fe-Nitrogenase Involves Reductive Elimination of H₂. *Biochemistry* **2018**, *57*, 701–710. [[CrossRef](#)]
54. Berman-Frank, I.; Chen, Y.B.; Gerchman, Y.; Dismukes, G.C.; Falkowski, P.G. Inhibition of nitrogenase by oxygen in marine cyanobacteria controls the global nitrogen and oxygen cycles. *Biogeosci. Discuss.* **2005**, *2*, 261–273. [[CrossRef](#)]
55. Fay, P. Oxygen Relations of Nitrogen Fixation in Cyanobacteria. *Microbiol. Rev.* **1992**, *56*, 340–373. [[CrossRef](#)] [[PubMed](#)]
56. Rice, W.A.; Paul, E.A. The organisms and biological processes involved in a symbiotic nitrogen fixation in waterlogged soil amended with straw. *Can. J. Microbiol.* **1972**, *18*, 715–723. [[CrossRef](#)]
57. Ropera, M.M.; Gupta, V.V.S.R. Enhancing Non-symbiotic N₂ Fixation in Agriculture. *Open Agric.* **2016**, *10*, 7–27. [[CrossRef](#)]
58. Berman-Frank, I.P.; Lundgren, Y.B.; Chen, H.; Kupper, Z.; Kolber, B.; Bergman Falkowski, P. Segregation of nitrogen fixation and oxygenic photosynthesis in the marine *Cyanobacterium trichodesmium*. *Science* **2001**, *294*, 1534–1547. [[CrossRef](#)]
59. Moshiri, F.; Crouse, B.R.; Johnson, M.K.; Maier, R.J. The “nitrogenase-protective” FeII protein of *Azotobacter vinelandii*: Overexpression, characterization, and crystallization. *Biochemistry* **1995**, *34*, 12973–12982. [[CrossRef](#)]
60. Kuhla, J.; Oelze, J. Dependence of nitrogenase switch-off upon oxygen stress on the nitrogenase activity in *Azotobacter vinelandii*. *J. Bacteriol.* **1988**, *170*, 5325–5329. [[CrossRef](#)] [[PubMed](#)]
61. Sabra, W.; Zeng, A.-P.; Lünsdorf, H.; Deckwer, W.D. Effect of Oxygen on Formation and Structure of *Azotobacter vinelandii* Alginate and Its Role in Protecting Nitrogenase. *Appl. Environ. Microbiol.* **2000**, *66*, 4037–4044. [[CrossRef](#)] [[PubMed](#)]

62. Franche, C.; Lindström, K.; Elmerich, C. Nitrogen-fixing bacteria associated with leguminous and non-leguminous plants. *Plant Soil* **2009**, *321*, 35–59. [[CrossRef](#)]
63. Beijerinck, M.W. Über ologonitrophile mikroben. Zentralbl. Bakteriol. Parasitenkd. Infektionskr. II Abt. *Technol. Eng.* **1901**, 561–582.
64. Winogradsky, S. Recherche sur assimilation de l'azote libre de l'atmosphère par les microbes. *Arch. Sci. Biol.* **1895**, *3*, 297–352.
65. Gurthie, F.B. inoculation of the soil for leguminous crops. *Agric. Gaz. NSW* **1896**, *7*, 690–694.
66. Bullard, G.K.; Roughley, R.J.; Pulsford, D.J. The legume inoculant industry and inoculant quality control in Australia: 1953–2003. *Aust. J. Exp. Agric.* **2005**, *45*, 127. [[CrossRef](#)]
67. Döbereiner, J. *Azotobacter paspali* sp. Nov. uma bactéria fixadora de nitrogênio na rizosfera de Paspalum. *Pesq. Agropec. Bras.* **1966**, *1*, 357–365.
68. Baldani, J.I.; Baldani, V.L.D. History on the biological nitrogen fixation research in graminaceous plants: Special emphasis on the Brazilian experience. *Anais da Academia Brasileira de Ciências* **2005**, *77*, 549–579. Available online: www.scielo.br/aabc (accessed on 4 May 2020). [[CrossRef](#)]
69. Döbereiner, J. Fixação de nitrogênio atmosférico em gramíneas tropicais. In Proceedings of the Congresso Brasileiro de Ciência do Solo, Colombia, Cali, 7 July 1976; Volume 15, pp. 593–602.
70. Kizilkaya, R. Nitrogen fixation capacity of *Azotobacter* spp. strains isolated from soils in different ecosystems and relationship between them and the microbiological properties of soils. *J. Environ. Biol.* **2009**, *30*, 73–82.
71. Stewart, W.D.P. Biological and ecological aspects of nitrogen fixation by free-living microorganisms. *Proc. R. Soc. B* **1969**, *172*, 367–388.
72. Murray, P.A.; Zinder, S.H. Nitrogen fixation by a methanogenic archaeobacterium. *Nature* **1984**, *312*, 284–286. [[CrossRef](#)]
73. Leigh Nitrogen, J.A. Fixation in Methanogens: The Archaeal Perspective. *Curr. Issues Mol. Biol.* **2000**, *2*, 125–131.
74. Belay, N.; Sparling, R.; Daniels, L. Dinitrogen fixation by a thermophilic methanogenic bacterium. *Nature* **1984**, *312*, 286–288. [[CrossRef](#)] [[PubMed](#)]
75. Smil, V. *Enriching the Earth*; Massachusetts Institute of Technology: Cambridge, MA, USA, 2001.
76. Timonin, M.I. *Azotobacter* Preparation (Azotogen) as a Fertilizer for Cultivated Plants. *Soil Sci. Soc. Am. J.* **1949**, *13*, 246. [[CrossRef](#)]
77. O'Hara, G.W. The role of nitrogen fixation in crop production. *J. Crop. Prod.* **1998**, *1*, 115–138. [[CrossRef](#)]
78. Von Bulow, J.F.W.; Döbereiner, J. Potential for nitrogen fixation in maize genotypes in Brazil. *Proc. Natl. Acad. Sci. USA* **1975**, *72*, 2389–2393. [[CrossRef](#)]
79. Parnell, J.J.; Berka, R.; Young, H.A.; Sturino, J.M.; Kang, Y.; Barnhart, D.M.; Di Leo, M.V. From the lab to the farm: An industrial perspective of plant beneficial microorganisms. *Front Plant Sci.* **2016**, *7*, 1110. [[CrossRef](#)]
80. Gaby, J.B.; Buckley, D.H. A global census of nitrogenase diversity. *Environ. Microbiol.* **2011**, *13*, 1790–1799. [[CrossRef](#)]
81. Khosro, M.; Yousef, S. Bacterial bio-fertilizers for sustainable crop production: A review. *ARPN J. Agric. Biol. Sci.* **2012**, *7*, 307–316.
82. Swarnalakshmi, K.; Vandana, Y.; Senthilkumar, M.; Dolly, W.D. Bio fertilizers for higher pulse production in India: Scope, accessibility and challenges. *Indian J. Agron.* **2016**, *61*, 173–181.
83. Karanja, N.; Freire, J.; Gueye, M.; DaSilva, E. MIRCEN Networking: Capacity-Building and BNF Technology Transfer in Africa and Latin America. *AgBiotechNet* **2000**, *2*, 1–5.
84. Global Biofertilizers Market-Growth, Trends and Forecast. (2019–2024). Available online: <https://www.mordorintelligence.com/industry-reports/global-biofertilizers-market-industry> (accessed on 16 June 2020).
85. Market Data Forecast 2018. Available online: <https://www.marketdataforecast.com/market-reports/asia-pacific-biofertilizers-market> (accessed on 15 June 2020).
86. Vitousek, P.M.; Menge, D.N.L.; Reed, S.C.; Cleveland, C.C. Biological nitrogen fixation: Rates, patterns and ecological controls in terrestrial ecosystems. *Philos. Trans. R. Soc. Lond. B. Biol. Sci.* **2013**, *368*, 1621. [[CrossRef](#)] [[PubMed](#)]
87. Figueiredo, M.V.B.; Mergulhão, A.E.S.; Sobral, J.K.; Junio, M.A.L.; Araújo, A.S.F. Biological Nitrogen Fixation: Importance, Associated Diversity, and Estimates. In *Plant Microbe Symbiosis: Fundamentals and Advances*; Arora, N.K., Ed.; Springer India: Berlin/Heidelberg, Germany, 2013; p. 267. [[CrossRef](#)]

88. Rao, D.L.N.; Balachandar, D. Nitrogen inputs from Biological Nitrogen Fixation in Indian Agriculture. In *The Indian Nitrogen Assessment. Sources of Reactive Nitrogen, Environmental and Climate Effects, Management Options, and Policies*; Abrol, Y.P., Ed.; Elsevier: Amsterdam, The Netherlands, 2017; pp. 117–132.
89. Hungria, M.; Mendes, I.C. *Nitrogen Fixation with Soybean: The Perfect Symbiosis? Biological Nitrogen Fixation*; John Wiley & Sons, Inc.: Hoboken, NJ, USA, 2015; Volume 2, pp. 1009–1024. [[CrossRef](#)]
90. Gyogluu, C.; Jaiswal, S.K.; Kyei-Boahen, S.; Dakora, F.D. Identification and distribution of microsymbionts associated with soybean nodulation in Mozambican soils. *Syst. Appl. Microbiol.* **2018**, *41*, 506–515. [[CrossRef](#)] [[PubMed](#)]
91. Aloril, E.T.; Babalola, O.O. Microbial Inoculants for Improving Crop Quality and Human Health in Africa. *Front. Microbiol.* **2018**, *9*, 2213. [[CrossRef](#)] [[PubMed](#)]
92. Thilakarathna, M.S.; Chapagain, T.; Ghimire, B.; Pudasaini, R.; Tamang, B.B.; Gurung, K.; Choi, K.; Rai, L.; Magar, S.; Bishnu, B.K.; et al. Evaluating the Effectiveness of Rhizobium Inoculants and Micronutrients as Technologies for Nepalese Common Bean Smallholder Farmers in the Real-World Context of Highly Variable Hillside Environments and Indigenous Farming Practices. *Agriculture* **2019**, *9*, 20. [[CrossRef](#)]
93. Bruno, J.R.A.; Boddey, R.M.; Urquiaga, S. The success of BNF in soybean in Brazil. In *Plant and Soil 660 FAO*; Kluwer Academic Publishers: Dordrecht, The Netherlands, 2003; Volume 252, pp. 1–9.
94. Córdova, S.C.; Castellano, M.J.; Dietzel, R.; Licht, M.A.; Togliatti, K.; Martínez-Feria, R.; Archontoulis, S.V. Soybean nitrogen fixation dynamics in Iowa, USA. *Field Crops Res.* **2019**, *236*, 165–176. [[CrossRef](#)]
95. Pastor-Bueis, R.; Sánchez-Cañizares, C.; James, E.K.; González-Andrés, F. Formulation of a Highly Effective Inoculant for Common Bean Based on an Autochthonous Elite Strain of *Rhizobium leguminosarum* bv. phaseoli, and Genomic-Based Insights Into Its Agronomic Performance. *Front. Microbiol.* **2019**, *10*, 2724. [[CrossRef](#)] [[PubMed](#)]
96. Ulzen, J.; Abaidoo, R.C.; Mensah, N.E.; Masso, C.; AbdelGadir, A.H. *Bradyrhizobium* Inoculants Enhance Grain Yields of Soybean and Cowpea in Northern Ghana. *Front. Plant Sci.* **2016**, *7*, 1770.
97. Ronner, E.; Franke, A.; Vanlauwe, B.; Dianda, M.; Edeh, E.; Ukem, B.; Giller, K. Understanding variability in soybean yield and response to P-fertilizer and rhizobium inoculants on farmers' fields in northern Nigeria. *Field Crops Res.* **2016**, *186*, 133–145. [[CrossRef](#)]
98. Thuita, M.; Vanlauwe, B.; Mutegi, E.; Masso, C. Reducing spatial variability of soybean response to rhizobia inoculants in farms of variable soil fertility in Siaya Country of west Kenya. *Biol. Fert. Soils* **2018**, *261*, 153–160.
99. Mathenge, C.; Thuita, M.; Masso, C.; Gweyi-Onyango, J.; Vanlauwe, B. Variability of soybean response to rhizobia inoculant, vermicompost, and a legume-specific fertilizer blend in Siaya County of Kenya. *Soil Till. Res.* **2019**, *194*, 104–290. [[CrossRef](#)]
100. Thuita, M.; Pypers, P.; Herrmann, L.; Okalebo, R.J.; Othieno, C.; Muema, E.; Lesueur, D. Commercial rhizobial inoculants significantly enhance growth and nitrogen fixation of a promiscuous soybean variety in Kenyan soils. *Biol. Fert. Soils* **2012**, *48*, 87–96. [[CrossRef](#)]
101. Balla, A.; Karanja, N.; Murwira, M.; Lwimbi, L.; Abaidoo, R.; Giller, K. Production and Use of Rhizobial Inoculants in Africa, 2011, 21. Available online: www.N2Africa.org (accessed on 6 July 2020).
102. William, S.; Akiko, A. *History of Soybeans and Soyfoods in Eastern Europe (Including All of Russia) (1783–2020): Extensively Annotated Bibliography and Sourcebook*; Soyinfo Center: Lafayette, CA, USA, 2020; ISBN1 1948436175. ISBN2 9781948436175.
103. Reis, V.M. Uso de Bactérias Fixadoras de Nitrogênio como Inoculante para Aplicação em Gramíneas. In *Seropédica: Embrapa Agrobiologia*; Embrapa Agrobiologia: Rodovia, Brasília, 2007; Volume 232, p. 22, ISSN 1517-8498.
104. El-Sayed, A.A.; Elenein, R.A.; Shalaby, E.E.; Shalan, M.A.; Said, M.A. Response of barley to biofertilizer with N and P application under newly reclaimed areas in Egypt. In Proceedings of the 3rd International Crop Science Congress (ICSC), Hamburg, Germany, 17–22 August 2000; pp. 17–22.
105. Rose, M.T.; Phuong, T.L.; Nhan, D.K.; Cong, P.T.; Hien, N.T.; Kennedy, I.R. Up to 52% N fertilizer replaced by biofertilizer in lowland rice via farmer participatory research. *Agron. Sustain. Dev.* **2014**, *34*, 857–868. [[CrossRef](#)]
106. Herridge, D.F.; Peoples, M.B.; Boddey, R.M. Global inputs of biological nitrogen fixation in agricultural systems. *Plant Soil* **2008**, *311*, 1–18. [[CrossRef](#)]

107. Serna-Cock, L.; Arias-García, C.; Valencia Hernandez, L.J. Effect of biofertilization on the growth of potted sugarcane plants (*Saccharum officinarum*). *Rev. Biol. Agroind.* **2011**, *9*, 85–95.
108. Antunes, J.E.L.; De Freitas, A.D.S.; Oliveira, L.M.S.; De Lyra, M.D.C.C.P.; Fonseca, M.A.C.; Santos, C.E.R.S.; Oliveira, J.P.; De Araújo, A.S.F.; Figueiredo, M.V.B. Sugarcane inoculated with endophytic diazotrophic bacteria: Effects on yield, biological nitrogen fixation and industrial characteristics. *Anais da Academia Brasileira de Ciências* **2019**, *91*, e20180990. [[CrossRef](#)]
109. Lesueur, D.; Deaker, R.; Herrmann, L.; Bräu, L.; Jansa, J. *Bioformulations: For Sustainable Agriculture*; Kumar, A.N., Samina, M., Raffaella, B., Eds.; Springer India: New Delhi, India, 2016; pp. 71–92.
110. Ouma, E.W.; Asango, A.M.; Maingi, J.; Njeru, E.M. Elucidating the potential of native rhizobial isolates to improve biological nitrogen fixation and growth of common bean and soybean in smallholder farming systems of Kenya. *Int. J. Agron.* **2016**, 1–7. [[CrossRef](#)]
111. Koskey, G.; Mburu, S.W.; Njeru, E.M.; Kimiti, J.M.; Omwoyo, O.; Maingi, J.M. Potential of Native Rhizobia in Enhancing Nitrogen Fixation and Yields of Climbing Beans (*Phaseolus vulgaris* L.) in Contrasting Environments of Eastern Kenya. *Front. Plant Sci.* **2017**, *8*, 443. [[CrossRef](#)] [[PubMed](#)]
112. Douglas, A.E.; Werren, J.H. Holes in the hologenome: Why host–microbe symbioses are not holobionts. *MBio* **2016**, *7*, e02099-15. [[CrossRef](#)]
113. Wang, Q.; Liu, J.; Zhu, H. Genetic and Molecular Mechanisms Underlying Symbiotic Specificity in Legume-Rhizobium Interactions. *Front. Plant Sci.* **2018**, *9*, 313. [[CrossRef](#)] [[PubMed](#)]
114. Herrmann, L.; Atieno, M.; Brau, L.; Lesueur, D. Microbial Quality of Commercial Inoculants to Increase BNF and Nutrient Use Efficiency. In *Molecular Microbial Ecology of the Rhizosphere*; De Bruijn, F.J., Ed.; Wiley: Blackwell, UK; Hoboken, NJ, USA, 2015.
115. Singleton, P.W.; Boonkerd, N.; Carr, T.J.; Thompson, J.A. Technical and market constraints limiting legume inoculant use in Asia. In *Extending Nitrogen Fixation Research to Farmers' Fields*; Rupela, O.P., Johansen, C., Herridge, D.F., Eds.; ICRISAT: Patancheru, India, 1997; pp. 17–38.
116. Callaghan, M.O. Microbial inoculation of seed for improved crop performance: Issues and opportunities. *Appl. Microbiol. Biotechnol.* **2016**, *100*, 5729–5746. [[CrossRef](#)] [[PubMed](#)]
117. Herrmann, L.; Lesueur, D. Challenges of formulation and quality of biofertilizers for successful inoculation. *Appl. Microbiol. Biotechnol.* **2013**, *97*, 8859–8873. [[CrossRef](#)]
118. Nguyen, T.H.; Phan, T.C.; Choudhury, A.T.M.A.; Rose, M.T.; Deaker, R.J.; Kennedy, I.R. BioGro: A Plant Growth-Promoting Biofertilizer Validated by 15 Years' Research from Laboratory Selection to Rice Farmer's Fields of the Mekong Delta. *Agro-Environ. Sustain.* **2017**, 237–254. [[CrossRef](#)]
119. Chien, Y.T.; Zinder, S.H. Cloning, functional organization, transcript studies, and phylogenetic analysis of the complete nitrogenase structural genes (nifHDK2) and associated genes in the archaeon *Methanosarcina barkeri* 227. *J. Bacteriol.* **1996**, *178*, 143–148. [[CrossRef](#)] [[PubMed](#)]
120. Owen, D.; Williams, A.P.; Griffith, G.W.; Withers, P.J.A. Use of commercial bio-inoculants to increase agricultural production through improved phosphorus acquisition. *Appl. Soil Ecol.* **2015**, *86*, 41–54. [[CrossRef](#)]
121. Trabelsi, D.; Mhamdi, R. Microbial Inoculants and Their Impact on Soil Microbial Communities: A Review. *BioMed Res. Int.* **2013**, 1–11. [[CrossRef](#)]
122. Gopalakrishnan, S.; Srinivas, V.; Prakash, B.; Sathya, A.; Vijayabharathi, R. Plant growth-promoting traits of *Pseudomonas geniculata* isolated from chickpea nodules. *3 Biotech* **2015**, *5*, 653–661. [[CrossRef](#)]
123. Gopalakrishnan, S.; Srinivas, V.; Samineni, S. Nitrogen fixation, plant growth and yield enhancements by diazotrophic growth-promoting bacteria in two cultivars of chickpea (*Cicer arietinum* L.). *Biocatal. Agric. Biotechnol.* **2017**, *11*, 116–123. [[CrossRef](#)]
124. Gopalakrishnan, S.V.; Srinivas, A.; Vemula, S.; Samineni, A. Rathore, Influence of diazotrophic bacteria on nodulation, nitrogen fixation, growth promotion and yield traits in five cultivars of chickpea. *Biocatal. Agric. Biotechnol.* **2018**, *15*, 35–42. [[CrossRef](#)]
125. Yanni, Y.G.; Rizk, R.Y.; Corich, V.; Squartini, A.; Ninke, K.; Philip-Hollingsworth, S.; Orgambide, G.; de Bruijn, F.; Stoltzfus, J.; Buckley, D.; et al. Natural endophytic association between *Rhizobium leguminosarum* bv. trifolii and rice roots and assessment of its potential to promote rice growth. *Plant Soil* **1997**, *194*, 99–114. [[CrossRef](#)]

126. Gebhardt, C.; Turner, G.L.; Gibson, A.H.; Dreyfus, B.L.; Bergersen, F.J. Nitrogen-fixing Growth in Continuous Culture of a Strain of *Rhizobium* sp. Isolated from Stem Nodules on *Sesbania rostrata*. *Microbiology* **1984**, *130*, 843–848. [[CrossRef](#)]
127. Mia, M.A.B.; Shamsuddin, Z.H. Rhizobium as a crop enhancer and biofertilizer for increased cereal production. *Afric. J. Biotechnol.* **2010**, *9*, 6001–6009.
128. Gopalakrishnan, S.; Sathya, A.; Vijayabharathi, R.; Varshney, R.K.; Gowda, C.L.L.; Krishnamurthy, L. Plant growth promoting rhizobia: Challenges and opportunities. *3 Biotech* **2015**, *5*, 355. [[CrossRef](#)]
129. Das, K.; Prasanna, R.; Saxena, A.K. Rhizobia: A potential biocontrol agent for soilborne fungal pathogens. *Folia Microbiologica* **2017**, *62*, 425–435. [[CrossRef](#)] [[PubMed](#)]
130. Smith, S.E.; Read, D.J. *Mycorrhizal Symbiosis*; Academic Press: San Diego, CA, USA, 2008; p. 800. ISBN 9780123705266.
131. Daniel, M.M.; Ezekiel, M.N.; Methuselah, M.N.; John, M.M. Arbuscular mycorrhizal fungi and *Bradyrhizobium* coinoculation enhances nitrogen fixation and growth of green grams (*Vigna radiata* L.) under water stress. *J. Plant Nutr.* **2020**, *43*, 1036–1047. [[CrossRef](#)]
132. De Novais, C.B.; Sbrana, C.; da Conceição Jesus, E.; Rouws, L.F.M.; Giovannetti, M.; Avio, L.; Siqueira, J.O.; Saggin Júnior, O.J.; da Silva, E.M.R.; de Faria, S.M. Mycorrhizal networks facilitate the colonization of legume roots by a symbiotic nitrogen-fixing bacterium. *Mycorrhiza* **2020**, *30*, 389–396. [[CrossRef](#)]
133. Parniske, M. Arbuscular mycorrhiza: The mother of plant root endosymbioses. *Nat. Rev. Microbiol.* **2008**, *6*, 763–775. [[CrossRef](#)]
134. Dellagi, A.; Quillere, I.; Hirel, B. Beneficial soil-borne bacteria and fungi: A promising way to improve plant nitrogen acquisition. *J. Exp. Bot.* **2020**, eraa112. [[CrossRef](#)]
135. Agnolucci, M.; Avio, L.; Pepe, A.; Turrini, A.; Cristani, C.; Bonini, P.; Cirino, V.; Colosimo, F.; Ruzzi, M.; Giovannetti, M. Bacteria Associated With a Commercial Mycorrhizal Inoculum: Community Composition and Multifunctional Activity as Assessed by Illumina Sequencing and Culture-Dependent Tools. *Front. Plant Sci.* **2019**, *9*, 1956. [[CrossRef](#)]
136. Goulding, K.W.T. Soil acidification and the importance of liming agricultural soils with particular reference to the United Kingdom. *Soil Use Manag.* **2016**, *32*, 390–399. [[CrossRef](#)]
137. Geddes, B.A.; Paramasivan, P.; Joffrin, A.; Thompson, A.L.; Christensen, K.; Jorin, B.; Brett, P.; Conway, S.J.; Oldroyd, G.E.D.; Poole, P.S. Engineering transkingdom signalling in plants to control gene expression in rhizosphere bacteria. *Nat. Commun.* **2019**, *10*, 3430. [[CrossRef](#)]
138. Batista, M.B.; Dixon, R. Manipulating nitrogen regulation in diazotrophic bacteria for agronomic benefit. *Biochem. Soc. Trans.* **2019**, *47*, 603–614. [[CrossRef](#)] [[PubMed](#)]
139. Beatty, P.H.; Good, A.G. Future prospects for cereals that fix nitrogen. *Science* **2011**, *333*, 416–417. [[CrossRef](#)]
140. Griesmann, M.; Chang, Y.; Liu, X.; Song, Y.; Haberer, G.; Matthew, B.C.; Billault-Penneteau, B.; Lauressergues, D.; Keller, J.; Imanishi, L.; et al. Phylogenomic reveals multiple losses of nitrogen-fixing root nodule symbiosis. *Science* **2018**, *361*, eaat1743. [[CrossRef](#)] [[PubMed](#)]
141. Rogers, C.; Oldroyd, G.E. Synthetic biology approaches to engineering the nitrogen symbiosis in cereals. *J. Exp. Bot.* **2014**, *65*, 1939–1946. [[CrossRef](#)]
142. Burén, S.; López-Torrejón, G.; Rubio, L.M. Extreme bioengineering to meet the nitrogen challenge. *Proc. Natl. Acad. Sci. USA* **2018**, *115*, 12247. [[CrossRef](#)]
143. Vicente, E.J.; Dean, D.R. Keeping the nitrogen-fixation dream alive. *Proc. Natl. Acad. Sci. USA* **2017**, *114*, 3009–3011. [[CrossRef](#)]
144. Van Velzen, R.; Holmer, R.; Bu, F.; Rutten, L.; van Zeijl, A.; Liu, W.; Santuari, L.; Cao, Q.; Sharma, T.; Shen, D.; et al. Comparative genomics of the nonlegume *Parasponia* reveals insights into evolution of nitrogen-fixing rhizobium symbioses. *Proc. Natl. Acad. Sci. USA* **2018**, *115*, E4700–E4709. [[CrossRef](#)]
145. López-Torrejón, G.; Jiménez-Vicente, E.; Buesa, J.M.; Hernandez, J.A.; Verma, H.K.; Rubio, L.M. Expression of a functional oxygen-labile nitrogenase component in the mitochondrial matrix of aerobically grown yeast. *Nat. Commun.* **2016**, *7*, 11426. [[CrossRef](#)]
146. Wardhani, T.A.; Roswanjaya, Y.P.; Dupin, S.; Li, H.; Linders, S.; Hartog, M.; Geurts, R.; van Zeijl, A. Transforming, Genome Editing and Phenotyping the Nitrogen-fixing Tropical Cannabaceae Tree *Parasponia andersonii*. *J. Vis. Exp.* **2019**, *150*, e59971. [[CrossRef](#)]
147. Mahmud, K.; Makaju, S.; Ibrahim, R.; Missaoui, A. Current Progress in Nitrogen Fixing Plants and Microbiome Research. *Plants* **2020**, *9*, 97. [[CrossRef](#)]

148. Ivleva, N.B.; Groat, J.; Staub, J.M.; Stephens, M. Expression of Active Subunit of Nitrogenase via Integration into Plant Organelle Genome. *PLoS ONE* **2016**, *11*, e0160951. [[CrossRef](#)] [[PubMed](#)]
149. Dixon, R.A.; Postgate, J.R. genetic transfer of nitrogen fixation from *Klebsiella pneumoniae* to *Escherichia-coli*. *Nature* **1972**, *237*, 102–103. [[CrossRef](#)]
150. Temme, K.; Zhao, D.; Voigt, C.A. Refactoring the nitrogen fixation gene cluster from *Klebsiella oxytoca*. *Proc. Natl Acad. Sci. USA* **2012**, *109*, 7085–7090. [[CrossRef](#)]
151. Wang, X.; Yang, J.-G.; Chen, L.; Wang, J.-L.; Cheng, Q.; Dixon, R.; Wang, Y.P. Using Synthetic Biology to Distinguish and Overcome Regulatory and Functional Barriers Related to Nitrogen Fixation. *PLoS ONE* **2013**, *8*, e68677. [[CrossRef](#)] [[PubMed](#)]
152. Yang, J.; Xie, X.; Wang, X.; Dixon, R.; Wang, Y.P. Reconstruction and minimal gene requirements for the alternative iron-only nitrogenase in *Escherichia coli*. *Proc. Natl. Acad. Sci. USA* **2014**, *111*, 35. [[CrossRef](#)] [[PubMed](#)]
153. Han, Y.; Lu, N.; Chen, Q.; Zhan, Y.; Liu, W.; Wei, L.; Zhu, B.; Lin, M.; Yang, Z.; Yan, Y. Interspecies Transfer and Regulation of *Pseudomonas stutzeri* A1501 Nitrogen Fixation Island in *Escherichia coli*. *J. Microbiol. Biotechnol.* **2015**, *25*, 1339–1348. [[CrossRef](#)]
154. Burén, S.; Young, E.M.; Sweeny, E.A.; Lopez-Torrejón, G.; Veldhuizen, M.; Voigt, C.A.; Rubio, L.M. Formation of Nitrogenase NifDK Tetramers in the Mitochondria of *Saccharomyces cerevisiae*. *ACS Synth. Biol.* **2017**, *6*, 1043–1055. [[CrossRef](#)]
155. Oldroyd, G.E.; Dixon, R. Biotechnological solutions to the nitrogen problem. *Curr. Opin. Biotechnol.* **2014**, *26*, 19–24. [[CrossRef](#)]
156. Dwivedi, S.L.; Sahrawat, K.L.; Upadhyaya, H.D.; Mengoni, A.; Galardini, M.; Bazzicalupo, M.; Biondi, E.G.; Hungria, M.; Kaschuk, G.; Blair, M.W.; et al. Advances in Host Plant and Rhizobium Genomics to Enhance Symbiotic Nitrogen Fixation in Grain Legumes. *Adv. Agron.* **2015**, *129*, 1–116.
157. Checcucci, A.; Azzarello, E.; Bazzicalupo, M.; Galardini, M.; Lagomarsino, A.; Mancuso, S.; Squartini, A.; Zanardo, M.; Mengoni, A. Mixed nodule infection in *Sinorhizobium meliloti*-*Medicago sativa* symbiosis suggest the presence of cheating behavior. *Front. Plant Sci.* **2016**, *7*, 835. [[CrossRef](#)]
158. diCenzo, G.C.; Zamani, M.; Checcucci, A.; Fondi, M.; Griffiths, J.; Finan, T.; Mengoni, A. Multi-disciplinary approaches for studying rhizobium-legume symbioses. *Can. J. Microbiol.* **2019**, *65*, 1–33. [[CrossRef](#)]
159. Ferguson, B.J.; Mens, C.; Hastwell, A.H.; Zhang, M.; Su, H.; Jones, C.H.; Chu, X.; Gresshoff, P.M. Legume nodulation: The host controls the party. *Plant Cell Environ.* **2018**, *42*, 41–51. [[CrossRef](#)] [[PubMed](#)]
160. Miransari, M.; Smith, D. Overcoming the stressful effects of salinity and acidity on soybean nodulation and yields using signal molecule genistein under field conditions. *J. Plant Nutr.* **2007**, *30*, 1967–1992. [[CrossRef](#)]
161. Miransari, M.; Balakrishnan, P.; Smith, D.; Mackenzie, A.; Bahrami, H.; Malakouti, M.; Rejali, F. Overcoming the stressful effect of low pH on soybean root hair curling using lipochitooligosaccharides. *Commun. Soil Sci. Plant Anal.* **2006**, *37*, 1103–1110. [[CrossRef](#)]
162. Suliema, S.; Tran, L.S.P. *Legume Nitrogen Fixation in a Changing Environment—Achievements and Challenges*; Sulieman, S., Phan Tran, L.-S., Eds.; Springer: Cham, Switzerland, 2015; p. 133. [[CrossRef](#)]
163. Pedrosa, F.O. Genome of *Herbaspirillum seropedicae* strain SmR1, a specialized diazotrophic endophyte of tropical grasses. *PLoS Genet.* **2011**, *7*, e1002064. [[CrossRef](#)]
164. Yonebayashi, K.; Katsumi, N.; Nishi, T.; Okazaki, M. Activation of Nitrogen-Fixing Endophytes Is Associated with the Tuber Growth of Sweet Potato. *Mass Spectrum.* **2014**, *3*, A0032. [[CrossRef](#)]
165. Farrar, K.; Bryant, D.; Cope-delby, N. Understanding and engineering beneficial plant-microbe interactions: Plant growth promotion in energy crops. *Plant Biotechnol. J.* **2014**, *12*, 1193–1206. [[CrossRef](#)]
166. Straub, D.; Rothballer, M.; Hartmann, A.; Ludewig, U. The genome of the endophytic bacterium *H. frisingense* GSF30(T) identifies diverse strategies in the *Herbaspirillum* genus to interact with plants. *Front. Microbiol.* **2013**, *4*, 168. [[CrossRef](#)]
167. Adesemoye, A.O.; Torbert, H.A.; Kloepper, J.W. Plant growth-promoting rhizobacteria allow reduced application rates of chemical fertilizers. *Microb. Ecol.* **2009**, *5*, 921–929. [[CrossRef](#)]
168. Burghardt, L.T. Evolving together, evolving apart: Measuring the fitness of rhizobial bacteria in and out of symbiosis with leguminous plants. *New Phytol.* **2019**. [[CrossRef](#)]
169. Soumare, A.; Diop, T.; Manga, A.; Ndoye, I. Role of arbuscular mycorrhizal fungi and nitrogen fixing bacteria on legume growth under various environmental stresses. *Int. J. Biosci.* **2015**, *7*, 31–46. [[CrossRef](#)]

170. FAO/IIASA/ISRIC/ISS-CAS/JRC, Harmonized World Soil Database (version 1.1). FAO. 2009, Rome, Italy and IIASA, Laxenburg, Austria. Available online: <http://www.fao.org/3/a-aq361e.pdf> (accessed on 13 July 2020).
171. Liu, J.; You, L.; Amini, M.; Obersteiner, M.; Herrero, M.; Zehnder, A.J.B.; Yang, H. A high-resolution assessment on global nitrogen flows in cropland PNAS. *Proc. Natl. Acad. Sci. USA* **2010**, *107*, 8035–8040. [[CrossRef](#)]



© 2020 by the authors. Licensee MDPI, Basel, Switzerland. This article is an open access article distributed under the terms and conditions of the Creative Commons Attribution (CC BY) license (<http://creativecommons.org/licenses/by/4.0/>).