



Scientometric Analysis of Global Scientific Publications on COVID-19 and Diabetes with an Emphasis on Middle Eastern Countries

Rasha Atlasi¹, Ozra Tabatabaei-Malazy^{2,*}, Fatemeh Bandarian^{3,**}, Nafiseh Rezaei^{4,5}, Pouria Khashayar⁶ and Bagher Larijani¹

¹Endocrinology and Metabolism Research Center, Endocrinology and Metabolism Clinical Sciences Institute, Tehran University of Medical Sciences, Tehran, Iran

²Non-communicable Diseases Research Center, Endocrinology and Metabolism Population Sciences Institute, Tehran University of Medical Sciences, Tehran, Iran

³Metabolomics and Genomics Research Center, Endocrinology and Metabolism Molecular-Cellular Sciences Institute, Tehran University of Medical Sciences, Tehran, Iran

⁴Department of Medical Library & Information Sciences, School of Allied Medical Sciences, Tehran University of Medical Sciences, Tehran, Iran

⁵Department of Medical Library & Information Sciences, School of Allied Medical Sciences, Hamadan University of Medical Sciences, Hamadan, Iran

⁶Institute of Cardiovascular and Medical Sciences, University of Glasgow, Glasgow, UK

*Corresponding author: Non-communicable Diseases Research Center, Endocrinology and Metabolism Population Sciences Institute, Tehran University of Medical Sciences, Tehran, Iran. Email: tabatabaeiml@gmail.com

**Corresponding author: Metabolomics and Genomics Research Center, Endocrinology and Metabolism Molecular-Cellular Sciences Institute, Tehran University of Medical Sciences, Tehran, Iran. Email: fbandarian@tums.ac.ir

Received 2021 November 17; Revised 2022 April 30; Accepted 2022 July 24.

Abstract

Background: Due to the worldwide spread of COVID-19, various countries have designed scientific studies on different aspects of the disease. Patients with diabetes mellitus (DM) have been proven to be at higher risk of COVID-19-related complications, hospitalization, and death.

Objectives: The aim was to conduct a scientometric analysis of scholarly outputs on diabetes and COVID-19.

Methods: Web of Science was searched for scientific publications on diabetes and COVID-19 by Middle Eastern researchers until September 14, 2021. Collected data were analyzed for document type, subject area, countries, top journals, citation number, and authors' collaboration network using VOS viewer 1.6.15 and bibliometrix R-package 4.1.1.

Results: Overall, the characteristics of 603 documents on DM and COVID-19 were analyzed. The top three productive countries in the field were Iran, Turkey, and Saudi Arabia. The top affiliation was from Iran; "Tehran University of Medical Sciences" (n = 168), followed by "Shahid Beheshti University of Medical Sciences" (n = 82). The total citation number was 3704 times. The highest cited paper (348) was a systematic review from Iran, published in arch Acad Emerg Med. The top source was "Diabetes & Metabolic Syndrome: Clinical Research & Reviews," with 26 documents.

Conclusions: The current study provides an overview of the quantity and quality of published scholarly documents on the intersection of DM and COVID-19 in the region. Our findings help scientists find the existing gaps, manage the research budgets, identify active authors and scientific institutes to collaborate with, and use their experience to produce new knowledge in the future.

Keywords: Diabetes Mellitus, COVID-19, Middle Eastern Countries, Scientometric

1. Background

COVID-19 is the deadliest pandemic of the 21st century, caused by severe acute respiratory syndrome coronavirus 2 (SARS-CoV-2). From its beginning in December 2019 in Wuhan, China, until October 2021, it affected more than 243,572,402 cases and 4,948,434 mortalities globally (1, 2). Likewise, it caused about 16,252,932 confirmed new cases and 299,119 deaths in the Eastern Mediterranean region in the same period (1).

Patients with COVID-19 present various symptoms, from a mild fever or a slight cough to severe pneumonia and even death (3). COVID-19 affects various organs and

causes complications, among which those affecting the cardiovascular system (CVD) are the most severe and fatal cases (4). Different co-morbid conditions such as old age, obesity, hypertension, diabetes, and CVD have been associated with increased COVID-19 mortality, morbidity, and worse outcomes (5, 6).

Although patients with diabetes are not at increased risk of COVID-19, they are at higher risk for its severe form, intubation, and death (7, 8). In addition, diabetes has mostly been associated with comorbidities such as obesity, CVD, and hypertension, which increase the severity of COVID-19, elevate mortality risk, and exacerbate poor prognosis (9, 10).

Scientometric studies provide a figure about characteristics of the study conditions in a specific condition such as COVID-19 worldwide or in local regions by evaluating the published articles. This is an effective method to measure the impact of publications in the scientific world (11, 12). The extension of the COVID-19 pandemic has increased the time trend of relevant scientific publications globally, including in Middle Eastern countries. Thus, scientometric studies can show a snapshot of the characteristics of the studies carried out in various fields of COVID-19 (13-17). Scientometric studies help scientists find out the gaps in knowledge and better manage current and future studies and their budgets (11).

2. Objectives

According to the effects mentioned above, this study aimed to evaluate and provide a scientometric analysis of evidence produced about diabetes and COVID-19, especially in the Middle Eastern region during the COVID-19 pandemic.

3. Methods

Initially, we searched the Web of Science database, one of the best international databases indexing high-quality scientific publications, from January 1, 2020, until September 14, 2021. We retrieved all the documents (4,957 records) and then restricted them to Middle Eastern countries, including Bahrain, Cyprus, Egypt, Iraq, Iran, Israel, Jordan, Kuwait, Lebanon, Oman, Palestine, Qatar, Saudi Arabia, Syria, Turkey, the United Arab Emirates, and Yemen (1).

The used search strategy was as follows:

TS = ((COVID-19 OR COVID19 OR SARS-CoV-2 OR coronavirus* OR (corona AND Virus*) OR 2019-nCoV OR SARS2 OR "SARS 2")

AND

(diabetes* OR IDDM OR NIDDM OR MODY OR T1DM OR T2DM OR DM OR T1D OR T2D OR Noninsulin-Dependent OR Non-Insulin-Dependent OR Insulin-Dependent))

We categorized the results separately into 17 categories in the Endnote software based on the countries. We had 754 records after limiting the search strategy to Middle Eastern countries. There was overlap among the categories due to several studies carried out in various countries. After excluding the duplicated documents (82) and not-related studies based on title-abstract (69), 603 scientific publications (Figure 1) were analyzed to map their characteristics such as document's type, subject area, country, top journals, citation number, authors' collaboration network, Lotka's law (This law provides a possibility to assess the inequality in authors' productivity patterns in each field

and over a specified period) (3, 4), and Bradford's law (This law helps and describes the distribution of core journals in the specified field) (5) using the VOS viewer 1.6.15 and bibliometrix R-package 4.1.1.

4. Results

Our findings indicated a time-trend in global and regional publications on COVID-19 and diabetes.

Overall, 4,957 documents were globally published on COVID-19 and diabetes in the Web of Science database during the study. The top three types were articles (n = 3,216, 65%), reviews (n = 1,054, 21%), and letters (n = 271, 5%). The top 10 organizations, sources, authors, and countries are presented in Table 1.

The first ranked organization was "The University of London" (n = 153), and the top source was the "Diabetes and Metabolic Syndrome: Clinical Research and Reviews" journal (n = 266). The top authors were Misra A and Kumar A with 42 (0.85%) and 27 (0.54%) documents, respectively. The top five countries collaborating in producing these documents were the USA, followed by India, China, England, and Italy.

The primary language of these documents was English (4,806 documents), followed by Spanish (58), German (39), Russian (14), French, and Turkish (each = 12 documents).

Among the 603 documents, the primary type was articles (373, 62%), followed by reviews (134, 22%). Iran (140, 23%), Turkey (116, 19%), and Saudi Arabia (82, 14%) had the highest number of scientific outputs, respectively.

These documents were published by Middle Eastern countries or in collaboration with other countries outside the region. The top corresponding authors were from Iran (n = 140) with 99 single country publications (SCPs) and 41 multiple country publications (MCPs). SCP and MCP showed the number of publications of the corresponding authors in single or multiple countries, respectively. The figures for Turkey and Saudi Arabia were (SCP: 112, MCP: 4) and (SCP: 49, MCP: 33), respectively, as shown in Figure 2.

The most common affiliation was "Tehran University of Medical Sciences," with 168 (22%) articles, followed by "Shahid Beheshti University of Medical Sciences" with 82 (10%) articles, both from Iran. "University of Health Sciences" with 73 (9%) articles from Turkey, "King Saud University" with 53 (7%) articles from Saudi Arabia, and "Shiraz University of Medical Sciences" with 39 (0.05) articles from Iran ranked next, respectively.

In the Middle East, the total citation number was 3704, and the highest citation (925) country was Iran. The highest cited paper was a systematic review from Iran (348 citation number), published in "Archives of Academic Emergency Medicine." The second and third most cited papers (278 and 133 citation numbers) were published in the

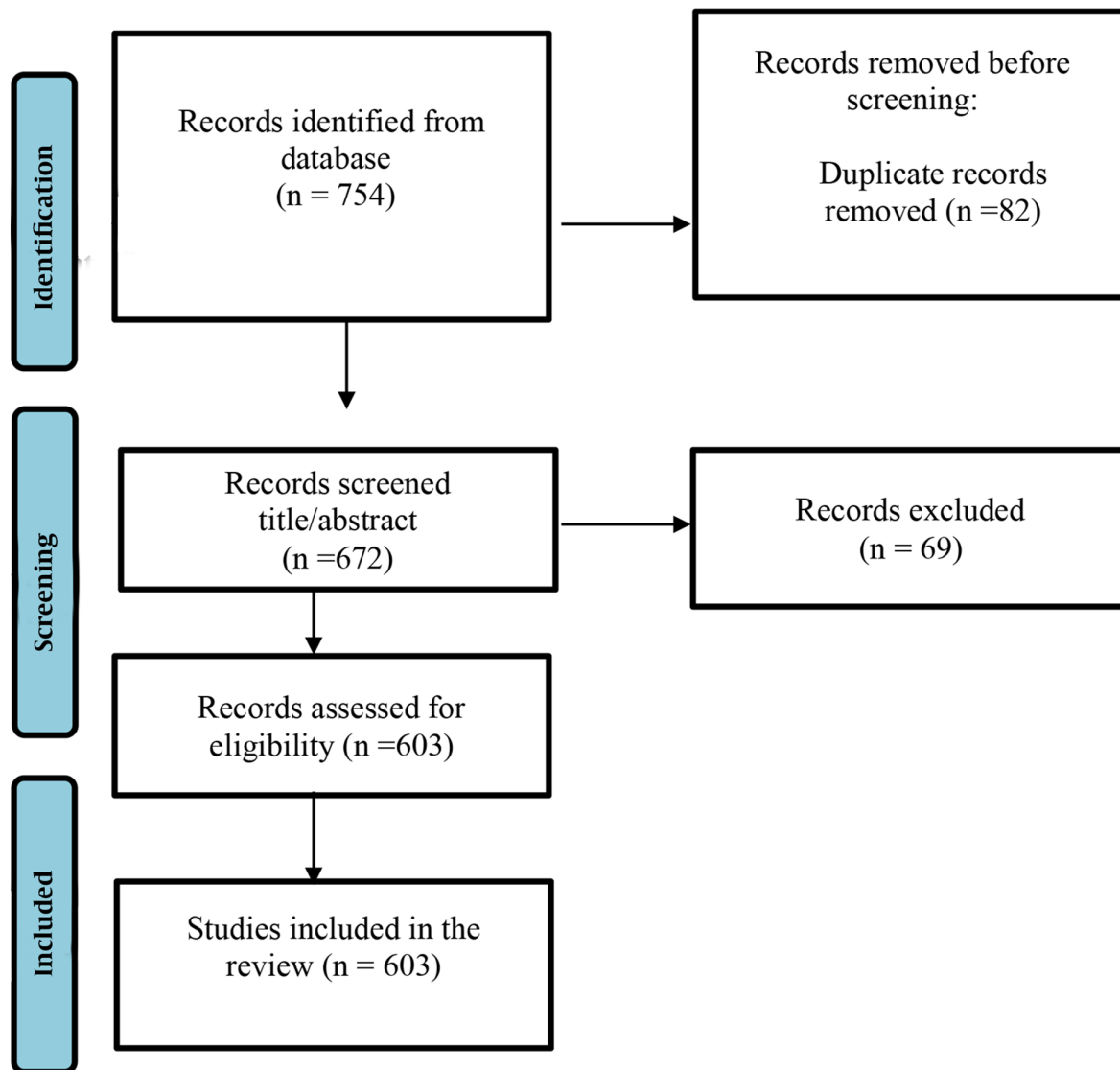


Figure 1. The article selecting process

"Lancet" and "Journal of Medical Virology," respectively (Table 2).

The top three authors in the field were Ata N., Celik O., and Sathyapalan T., each with eight articles from Turkey and the UK. Atkin SL and Butler AE., each with seven articles, ranked as the second top authors, as shown in Figure 3.

The top five authors that collaborated in publishing the articles on the topics are shown in Table 3. These articles were carried out by at least one author from a Middle Eastern country. Two of the authors were from Turkey, whereas the other three were from different countries.

Among 4196 authors publishing related documents in the region, three (0.0007) published eight articles, indicating the highest number of publications by a limited number of authors based on the Lotka's law. Of the rest of the authors, two (0.0004) published seven articles, 11 (0.002) six articles, 14 (0.0033) five articles, 15 (0.0035) four articles, 46 (0.01) three articles, 331 (0.07) two articles, and 3774 (0.89) collaborated in publishing a single article.

"Diabetes & Metabolic Syndrome-Clinical Research & Reviews" with 26 documents ranked first, followed by "Diabetes Research and Clinical Practice" (IF: 5.602) with 17 articles. The "Cureus," "Journal of Diabetes and Metabolic Dis-

Table 1. The Top Ten Organizations, Sources, Authors, and Countries Publishing Articles on COVID-19 and Diabetes^a

Top Organizations		Top Source		Top Authors		Top Countries/ Regions	
University of London	153 (3.09)	Diabetes Metabolic Syndrome Clinical Research Reviews	266 (5.37)	Misra A	42 (0.85)	USA	1221 (24.63)
Harvard University	123 (2.48)	Diabetes Research and Clinical Practice	129 (2.60)	Kumar A	27 (0.54)	India	593 (11.96)
Institute National De La Sante Et De La Recherche Medicale Inserm	105 (2.12)	Cureus	104 (2.10)	Khunti K	26 (0.52)	China	513 (10.35)
Huazhong University of Science Technology	99 (1.99)	Plos One	103 (2.08)	Pranata R	25 (0.50)	England	494 (9.97)
University of California System	98 (1.98)	Diabetes Care	70 (1.41)	Wang J	25 (0.50)	Italy	457 (9.22)
Assistance Publique Hopitaux Paris Aphp	86 (1.73)	Diabetes Technology Therapeutics	61 (1.23)	Singh Ak	23 (0.46)	Spain	202 (4.07)
Harvard Medical School	81 (1.63)	Diabetic Medicine	59 (1.19)	Gupta R	21 (0.42)	Brazil	196 (3.95)
Wuhan University	67 (1.35)	Journal of Clinical Medicine	51 (1.03)	Kumar S	21 (0.42)	France	190 (3.83)
Universite De Paris	66 (1.33)	Frontiers in Endocrinology	41 (0.83)	Liu Y	21 (0.42)	Iran	179 (3.61)
Tehran University of Medical Sciences	63 (1.27)	International Journal of Environmental Research and Public Health	40 (0.81)	Vaishya R	21 (0.42)	Germany	172 (3.47)

^a Values are expressed as No. (%).

Table 2. The Top Ten Highest Cited Papers on COVID-19 and Diabetes in Middle Eastern Countries

Author-Date	Title	Journal	TC	TC/Y
Emami A, et al. (2020)	Prevalence of underlying diseases in hospitalized patients with COVID-19: A systematic review and meta-analysis	Arch Acad Emerg Med	348	174
McGonagle D, et al. (2020)	Immune mechanisms of pulmonary intravascular coagulopathy in COVID-19 pneumonia	Lancet Rheumatol	278	139
Alattar R, et al. (2020)	Tocilizumab for the treatment of severe coronavirus disease 2019	J Med Virol	133	66.5
Sharif-Askari NS, et al. (2020)	Airways expression of SARS-CoV-2 receptor, ACE2, and TMPRSS2 is lower in children than adults and increases with smoking and COPD	Mol Thermeth Clin D	83	41.5
Alsofayan YM, et al. (2020)	Clinical characteristics of COVID-19 in Saudi Arabia: A national retrospective study	J Infect Public Heal	71	35.5
Govindan K, et al. (2020)	A decision support system for demand management in healthcare supply chains considering the epidemic outbreaks: A case study of coronavirus disease 2019 (COVID-19)	Transport Res E-Log	61	30.5
Sarin SK, et al. (2020)	Pre-existing liver disease is associated with poor outcome in patients with SARS CoV2 infection; (the APCOLIS Study (APASL COVID-19 liver injury spectrum study))	Hepathol Int	53	26.5
Ejaz H, et al. (2020)	COVID-19 and comorbidities: Deleterious impact on infected patients	J Infect Public Heal	51	25.5
Zaki N, et al. (2020)	Association of hypertension, diabetes, stroke, cancer, kidney disease, and high cholesterol with COVID-19 disease severity and fatality: A systematic review	Diabetes Metab Synd	49	24.5
Baktash V, et al. (2021)	Vitamin D status and outcomes for hospitalised older patients with COVID-19	Postgrad Med J	48	48

Abbreviation: TC, total citations.

orders," "Journal of Infection and Public Health" (IF: 3.718), "Journal of Medical Virology" (IF: 2.327), and "Plos One" (IF: 3.24), each with ten articles, ranked third. According to Bradford's law, it was concluded that a few journals pub-

lished the most articles on the topics and were considered the core sources (Table 4).

We also assessed the trend of keywords in the field and found that "Coronavirus," "Risk," and "Infection" were the

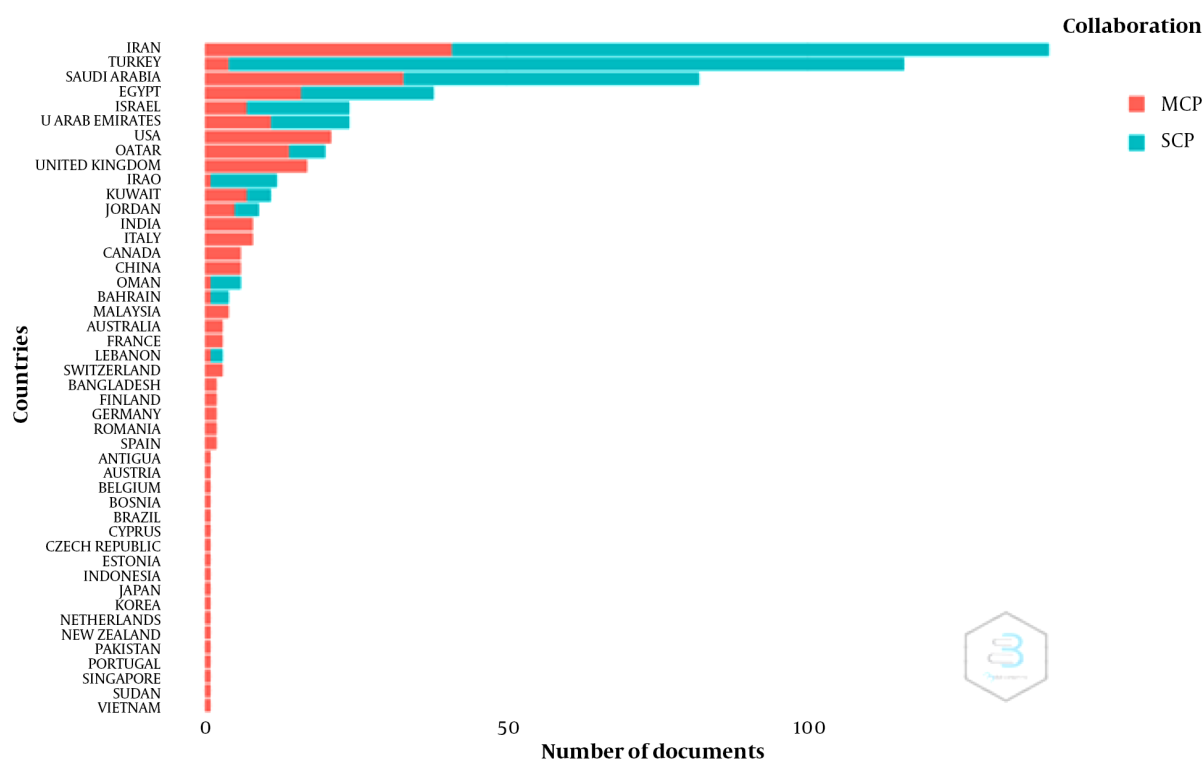


Figure 2. Publications from single or multiple countries based on their corresponding authors. Abbreviations: MCP, multiple country publication; SCP, single country publication.

Table 3. The Top Five Authors of Publications Carried Out on COVID-19 and Diabetes by Middle Eastern Countries^a

Author	NP	Country	H-Index	TP	TC	Avg. C/P
Naim Ata	8	Turkey	15	54	680	12.59
Osman Celik	8	Turkey	8	21	179	8.52
Thozhukat Sathyapalan	8	England	27	258	3,122	-
Stephen L. Atkin	7	England	7	68	183	2.69
Alexandra E. Butler	7	Ireland	41	207	10,057	48.58

Abbreviations: NP, number of publications; TP, total publications; Avg. C/P, average citation per article.
^a The data on the authors were updated on April 11, 2022.

top-ranking keywords, with 56, 38, and 37 occurrences, respectively.

The collaboration between the Middle Eastern and other countries was noticeable. The co-authorship network of the articles is illustrated in Figure 4. Accordingly, 90 authors had at least three documents, and the most extensive set of connected authors in the co-authorship network consisted of 27 authors. The authors with the greatest total link strength, showing the frequency of collaboration between authors, were Ata N and Celik O, with the total link strength of 87 and eight documents. Generally, we

had three clusters with 172 links and the total link strength of 770, as shown in Figure 4.

5. Discussion

This study indicated that the highest number of scientific outputs and citations on COVID-19 and diabetes among Middle Eastern countries belonged to Iran, followed by Turkey and Saudi Arabia. The most corresponding authors with an international collaboration were also from Iran.

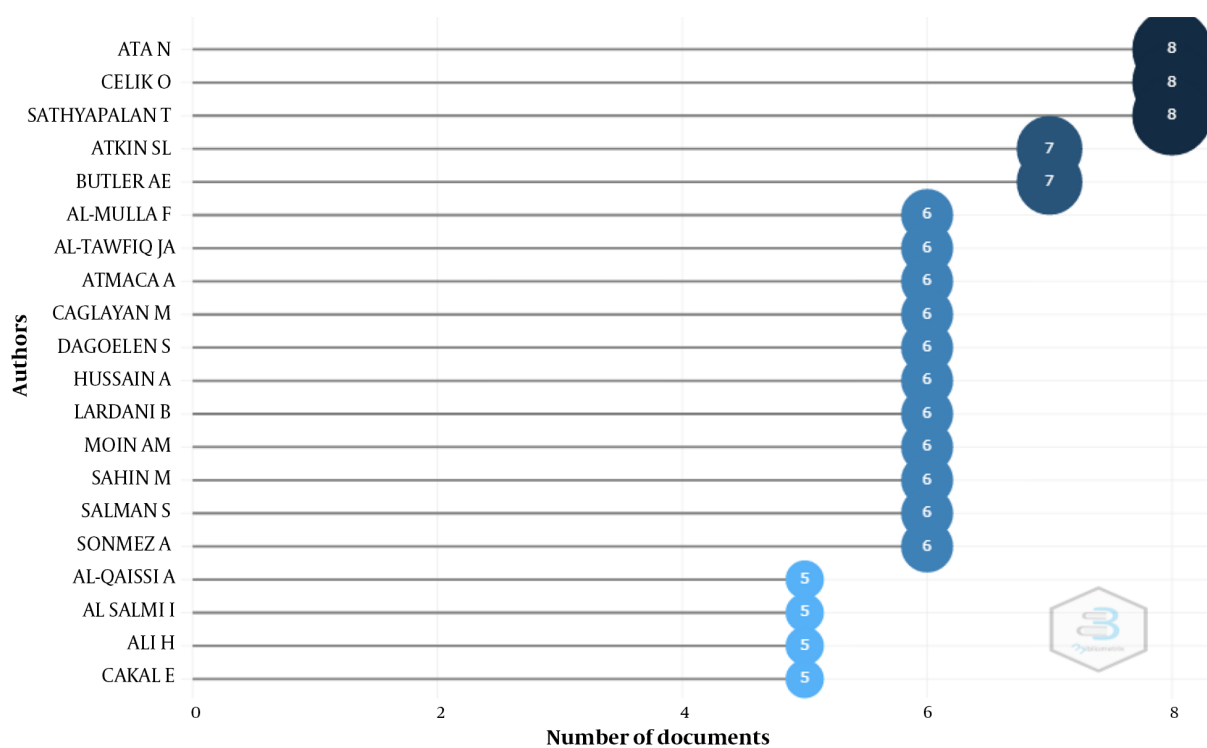


Figure 3. The top authors publishing documents on COVID-19 and diabetes

Table 4. The Top 10 Sources Publishing Related Documents from Middle Eastern Countries^a

Journal Title	NP	Q	IF	Category/Rank by IF	TC	Language	Region
Diabetes & Metabolic Syndrome-Clinical Research & Reviews	26	Q3	-	-	5,271	English	England
Diabetes Research and Clinical Practice	17	Q1	5.602	Endocrinology & metabolism, 31/146	18,400	English	Netherlands
Cureus	10	Q3	-	-	8,983	English	USA
Journal of Diabetes and Metabolic Disorders	10	Q3	-	-	1,553	English	England
Journal of Infection and Public Health	10	Q2	3.718	Infectious diseases, 43/93	3,870	English	England
Journal of Medical Virology	10	Q4	2.327	Virology, 29/37	25,258	English	USA
Plos One	10	Q2	3.240	Multidisciplinary sciences, 26/72	857,751	English	USA
Frontiers in Endocrinology	8	Q1	5.555	Endocrinology & metabolism, 32/146	16,182	English	Switzerland
Saudi Medical Journal	7	Q3	1.484	Medicine, general & internal, 112/167	4,498	English	Saudi Arabia
International Journal of Infectious Diseases	6	Q2	3.623	Infectious diseases, 45/93	17,784	English	England

Abbreviations: NP, number of publications; Q, quartile; IF, impact factor.
^a The data on the journals were updated on April 11, 2022, according to JCR.

Recently published papers showed that numerous studies were conducted on COVID-19 and its impact on various diseases such as CVD, gastrointestinal disease, oral health, and non-communicable diseases (6-10). People with underlying diseases such as diabetes are more affected by a coronavirus (18, 19). More than 4000 studies

about COVID-19 and diabetes mellitus were published in the Web of Science database during the past two years, and most of them were published in the "Diabetes & Metabolic Syndrome: Clinical Research & Reviews" journal. Furthermore, most of these studies were carried out to explain the different aspects of COVID-19.

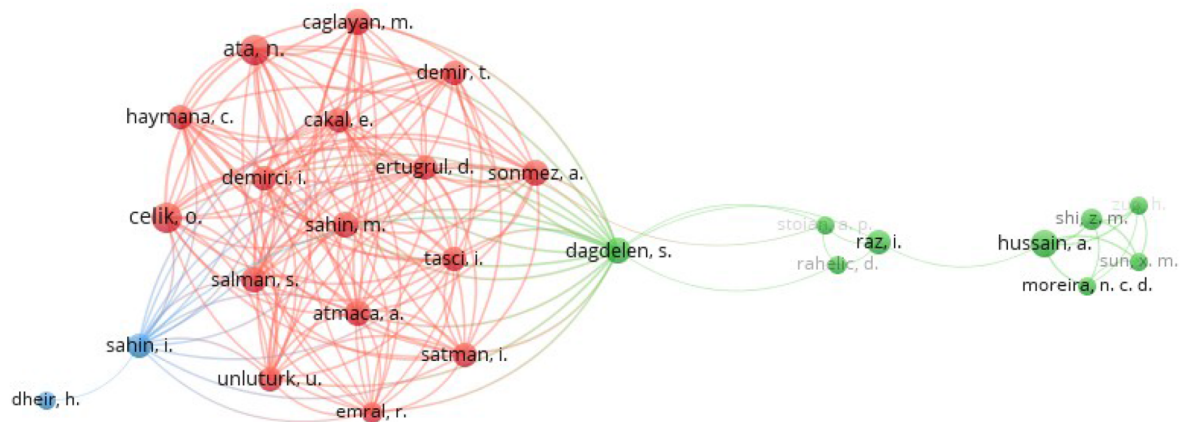


Figure 4. The co-authorship network of authors publishing documents on COVID-19 and diabetes

We found that most documents published about COVID-19 were articles followed by review documents. It was observed that different published types of original articles, such as case reports; cross-sectional, case-control trials; and cohorts, assessed the complications, comorbidity, pharmacotherapy, outcomes, clinical presentations, risk factors, and predictors of COVID-19 in diabetes (20, 21). However, narrative or systematic reviews mainly examined the diagnosis, pathogenesis, management, comorbidity, complications, and risk factors of COVID-19 (22-24).

COVID-19 may increase blood glucose and reduce glycemic control in diabetic patients, causing diabetes ketoacidosis (DKA), which, in turn, exacerbates COVID-19 prognosis (18). Moreover, COVID-19 may induce new-onset diabetes in non-diabetic patients by affecting the pancreas (6, 18-20). On the other hand, COVID-19 lockdown may cause deterioration of glycemic control in patients with diabetes, increasing the COVID-19 severity (21). While well-controlled blood glucose is crucial in diabetic patients with COVID-19 (22), using different antidiabetic agents during this infection is another challenge that may increase mortality among these patients (23). In this regard, a recent systematic review and meta-analysis showed that metformin and sulfonylurea reduced the mortality risk in diabetic patients suffering from COVID-19, while insulin increased their mortality and DPP-4 inhibitors had no effect in this regard (24). The leading cause of such relationships could be their shared potential pathogenesis that affects glucose homeostasis, inflammation, altered immune status, and the activated renin-angiotensin-aldosterone system (6).

The top country in the region producing articles on the topics was Iran, again with the highest international collaborations. Similarly, the top institutions and authors

in this regard were from Iran. This shows that Iranian researchers were more interested in performing research on the topics and played a key role in producing scientific publications during the pandemic. However, according to Lotka's law, three non-Iranian authors also developed many documents on the topics. According to Bradford's law, the "Diabetes & Metabolic Syndrome: Clinical Research & Reviews" journal, with no IF but a cite score of more than four, published the highest number of Middle Eastern documents on COVID-19 and diabetes. While publishing articles in journals with high IFs can reflect the significance of the articles and increase the probability of them being noticed by readers (25), COVID-19 is an urgent research topic. Therefore, knowledge translation is more critical than IF for researchers during a pandemic. The main keywords of the articles were "Coronavirus," "Risk," and "Infection," confirming the scientists' effort to explain their knowledge about COVID-19 and its risk factors for better control and management of the disease.

Focusing on the scientific publications of Middle Eastern countries on COVID-19 and diabetes and analyzing them quantitatively and qualitatively are the novelties of this study. The main limitation was excluding scientific documents with high citation numbers published outside Middle Eastern countries.

5.1. Conclusions

This study was conducted to provide scientists and researchers with an overview of the characteristics of publications carried out on COVID-19 and diabetes in Middle Eastern countries and highlight the most active countries, authors, organizations, and journals in the region.

Footnotes

Authors' Contribution: Study design, data collection, data analysis, and writing of the manuscript: R. A., O. T. M., F. B., and N. R. Helping the study design and editing the manuscript: B. L. and P. K. All the authors read and approved the final manuscript.

Conflict of Interests: The authors declare no conflicts of interest.

Data Reproducibility: The data presented in this study are openly available in one of the repositories or will be available on request from the corresponding author by this journal representative at any time during submission or after publication. Otherwise, all consequences of possible withdrawal or future retraction will be with the corresponding author.

Funding/Support: This paper is the outcome of an in-house study without any financial support.

References

- World Health Organization. *WHO Coronavirus (COVID-19) Dashboard*. Geneva: World Health Organization; 2021, [cited 2022]. Available from: <https://covid19.who.int/>.
- Worldometer. *COVID-19 Coronavirus Pandemic*. USA: Worldometer; 2022, [cited 2022]. Available from: <https://www.worldometers.info/coronavirus/>.
- Wu F, Zhao S, Yu B, Chen YM, Wang W, Song ZG, et al. A new coronavirus associated with human respiratory disease in China. *Nature*. 2020;**579**(7798):265–9. doi: [10.1038/s41586-020-2008-3](https://doi.org/10.1038/s41586-020-2008-3). [PubMed: [32015508](https://pubmed.ncbi.nlm.nih.gov/32015508/)]. [PubMed Central: [PMC7094943](https://pubmed.ncbi.nlm.nih.gov/PMC7094943/)].
- Jamwal S, Gautam A, Elsworth J, Kumar M, Chawla R, Kumar P. An updated insight into the molecular pathogenesis, secondary complications and potential therapeutics of COVID-19 pandemic. *Life Sci*. 2020;**257**:118105. doi: [10.1016/j.lfs.2020.118105](https://doi.org/10.1016/j.lfs.2020.118105). [PubMed: [32687917](https://pubmed.ncbi.nlm.nih.gov/32687917/)]. [PubMed Central: [PMC7366108](https://pubmed.ncbi.nlm.nih.gov/PMC7366108/)].
- Singh AK, Gupta R, Ghosh A, Misra A. Diabetes in COVID-19: Prevalence, pathophysiology, prognosis and practical considerations. *Diabetes Metab Syndr Clin Res Rev*. 2020;**14**(4):303–10. doi: [10.1016/j.dsx.2020.04.004](https://doi.org/10.1016/j.dsx.2020.04.004). [PubMed: [32298981](https://pubmed.ncbi.nlm.nih.gov/32298981/)]. [PubMed Central: [PMC7195120](https://pubmed.ncbi.nlm.nih.gov/PMC7195120/)].
- Lim S, Bae JH, Kwon HS, Nauck MA. COVID-19 and diabetes mellitus: from pathophysiology to clinical management. *Nat Rev Endocrinol*. 2021;**17**(1):11–30. doi: [10.1038/s41574-020-00435-4](https://doi.org/10.1038/s41574-020-00435-4). [PubMed: [33188364](https://pubmed.ncbi.nlm.nih.gov/33188364/)]. [PubMed Central: [PMC7664589](https://pubmed.ncbi.nlm.nih.gov/PMC7664589/)].
- de Almeida-Pittito B, Dualib PM, Zajdenverg L, Dantas JR, de Souza FD, Rodacki M, et al. Severity and mortality of COVID 19 in patients with diabetes, hypertension and cardiovascular disease: a meta-analysis. *Diabetol Metab Syndr*. 2020;**12**:75. doi: [10.1186/s13098-020-00586-4](https://doi.org/10.1186/s13098-020-00586-4). [PubMed: [32874207](https://pubmed.ncbi.nlm.nih.gov/32874207/)]. [PubMed Central: [PMC7456786](https://pubmed.ncbi.nlm.nih.gov/PMC7456786/)].
- Tamura RE, Said SM, de Freitas LM, Rubio IGS. Outcome and death risk of diabetes patients with Covid-19 receiving pre-hospital and in-hospital metformin therapies. *Diabetol Metab Syndr*. 2021;**13**(1):76. doi: [10.1186/s13098-021-00695-8](https://doi.org/10.1186/s13098-021-00695-8). [PubMed: [34256824](https://pubmed.ncbi.nlm.nih.gov/34256824/)]. [PubMed Central: [PMC8275913](https://pubmed.ncbi.nlm.nih.gov/PMC8275913/)].
- Holman N, Knighton P, Kar P, O'Keefe J, Curley M, Weaver A, et al. Risk factors for COVID-19-related mortality in people with type 1 and type 2 diabetes in England: a population-based cohort study. *Lancet Diabetes Endocrinol*. 2020;**8**(10):823–33. doi: [10.1016/S2213-8587\(20\)30271-0](https://doi.org/10.1016/S2213-8587(20)30271-0). [PubMed: [32798471](https://pubmed.ncbi.nlm.nih.gov/32798471/)]. [PubMed Central: [PMC7426091](https://pubmed.ncbi.nlm.nih.gov/PMC7426091/)].
- Petrakis V, Panagopoulos P, Papazoglou D, Papanas N. Diabetes Mellitus and Hypertension as Major Risk Factors of Mortality from Covid-19 Pneumonia. *Exp Clin Endocrinol Diabetes*. 2022;**130**(3):205–6. doi: [10.1055/a-1325-0381](https://doi.org/10.1055/a-1325-0381). [PubMed: [33296923](https://pubmed.ncbi.nlm.nih.gov/33296923/)].
- Atlasi R, Noroozi Chakoli A, Ramezani A, Tabatabaei-Malazy O, Larijani B. Scientometric analyzing the output of researchers and organizations on COVID-19 for better conducting the scientific efforts: with a glance to endocrinology. *J Diabetes Metab Disord*. 2021;**20**(1):107–18. doi: [10.1007/s40200-020-00718-7](https://doi.org/10.1007/s40200-020-00718-7). [PubMed: [33532371](https://pubmed.ncbi.nlm.nih.gov/33532371/)]. [PubMed Central: [PMC7843242](https://pubmed.ncbi.nlm.nih.gov/PMC7843242/)].
- Liu N, Chee ML, Niu C, Pek PP, Siddiqui FJ, Ansah JP, et al. Coronavirus disease 2019 (COVID-19): an evidence map of medical literature. *BMC Med Res Methodol*. 2020;**20**(1):177. doi: [10.1186/s12874-020-01059-y](https://doi.org/10.1186/s12874-020-01059-y). [PubMed: [32615936](https://pubmed.ncbi.nlm.nih.gov/32615936/)]. [PubMed Central: [PMC7330264](https://pubmed.ncbi.nlm.nih.gov/PMC7330264/)].
- Akintunde TY, Musa TH, Musa HH, Musa IH, Chen S, Ibrahim E, et al. Bibliometric analysis of global scientific literature on effects of COVID-19 pandemic on mental health. *Asian J Psychiatr*. 2021;**63**:102753. doi: [10.1016/j.ajp.2021.102753](https://doi.org/10.1016/j.ajp.2021.102753). [PubMed: [34280888](https://pubmed.ncbi.nlm.nih.gov/34280888/)].
- Erenler AK, Ay MO. Analysis of top cited 100 articles about covid-19. *Acta Med Mediterr*. 2021;**37**(1):395–401.
- Farooq RK, Rehman SU, Ashiq M, Siddique N, Ahmad S. Bibliometric analysis of coronavirus disease (COVID-19) literature published in Web of Science 2019-2020. *J Family Community Med*. 2021;**28**(1):1–7. doi: [10.4103/jfcm.JFCM_332_20](https://doi.org/10.4103/jfcm.JFCM_332_20). [PubMed: [33679183](https://pubmed.ncbi.nlm.nih.gov/33679183/)]. [PubMed Central: [PMC7927969](https://pubmed.ncbi.nlm.nih.gov/PMC7927969/)].
- Yilmaz Ferhatoglu S, Yurtseven N. Analysis of Articles on COVID-19: Is Scientific Productivity Parallel to Case Rates Across Countries? *FLORA*. 2020;**25**(4):490–8. doi: [10.5578/flora.69992](https://doi.org/10.5578/flora.69992).
- Tran BX, Ha GH, Nguyen LH, Vu GT, Hoang MT, Le HT, et al. Studies of Novel Coronavirus Disease 19 (COVID-19) Pandemic: A Global Analysis of Literature. *Int J Environ Res Public Health*. 2020;**17**(11):4095. doi: [10.3390/ijerph17114095](https://doi.org/10.3390/ijerph17114095). [PubMed: [32521776](https://pubmed.ncbi.nlm.nih.gov/32521776/)]. [PubMed Central: [PMC7312200](https://pubmed.ncbi.nlm.nih.gov/PMC7312200/)].
- Chee YJ, Ng SJH, Yeoh E. Diabetic ketoacidosis precipitated by Covid-19 in a patient with newly diagnosed diabetes mellitus. *Diabetes Res Clin Pract*. 2020;**164**:108166. doi: [10.1016/j.diabres.2020.108166](https://doi.org/10.1016/j.diabres.2020.108166). [PubMed: [33395933](https://pubmed.ncbi.nlm.nih.gov/33395933/)]. [PubMed Central: [PMC7194589](https://pubmed.ncbi.nlm.nih.gov/PMC7194589/)].
- Atkinson MA, Powers AC. Distinguishing the real from the hyperglycaemia: does COVID-19 induce diabetes? *Lancet Diabetes Endocrinol*. 2021;**9**(6):328–9. doi: [10.1016/S2213-8587\(21\)00087-5](https://doi.org/10.1016/S2213-8587(21)00087-5). [PubMed: [33838106](https://pubmed.ncbi.nlm.nih.gov/33838106/)].
- Zhu L, She ZG, Cheng X, Qin JJ, Zhang XJ, Cai J, et al. Association of Blood Glucose Control and Outcomes in Patients with COVID-19 and Pre-existing Type 2 Diabetes. *Cell Metab*. 2020;**31**(6):1068–1077 e3. doi: [10.1016/j.cmet.2020.04.021](https://doi.org/10.1016/j.cmet.2020.04.021). [PubMed: [32369736](https://pubmed.ncbi.nlm.nih.gov/32369736/)]. [PubMed Central: [PMC7252168](https://pubmed.ncbi.nlm.nih.gov/PMC7252168/)].
- Sun B, Huang S, Zhou J. Perspectives of Antidiabetic Drugs in Diabetes With Coronavirus Infections. *Front Pharmacol*. 2021;**11**:592439. doi: [10.3389/fphar.2020.592439](https://doi.org/10.3389/fphar.2020.592439). [PubMed: [33584268](https://pubmed.ncbi.nlm.nih.gov/33584268/)]. [PubMed Central: [PMC7878391](https://pubmed.ncbi.nlm.nih.gov/PMC7878391/)].
- Chen J, Wu C, Wang X, Yu J, Sun Z. The Impact of COVID-19 on Blood Glucose: A Systematic Review and Meta-Analysis. *Front Endocrinol (Lausanne)*. 2020;**11**:574541. doi: [10.3389/fendo.2020.574541](https://doi.org/10.3389/fendo.2020.574541). [PubMed: [33123093](https://pubmed.ncbi.nlm.nih.gov/33123093/)]. [PubMed Central: [PMC7570435](https://pubmed.ncbi.nlm.nih.gov/PMC7570435/)].
- Eberle C, Stichling S. Impact of COVID-19 lockdown on glycemic control in patients with type 1 and type 2 diabetes mellitus: a systematic review. *Diabetol Metab Syndr*. 2021;**13**(1):95. doi: [10.1186/s13098-021-00705-9](https://doi.org/10.1186/s13098-021-00705-9). [PubMed: [34493317](https://pubmed.ncbi.nlm.nih.gov/34493317/)]. [PubMed Central: [PMC8423337](https://pubmed.ncbi.nlm.nih.gov/PMC8423337/)].
- Kan C, Zhang Y, Han F, Xu Q, Ye T, Hou N, et al. Mortality Risk of Antidiabetic Agents for Type 2 Diabetes With COVID-19: A Systematic Review and Meta-Analysis. *Front Endocrinol (Lausanne)*. 2021;**12**:708494. doi: [10.3389/fendo.2021.708494](https://doi.org/10.3389/fendo.2021.708494). [PubMed: [34603199](https://pubmed.ncbi.nlm.nih.gov/34603199/)]. [PubMed Central: [PMC8481667](https://pubmed.ncbi.nlm.nih.gov/PMC8481667/)].
- Tabatabaei-Malazy O, Ramezani A, Atlasi R, Larijani B, Abdollahi M. Scientometric study of academic publications on antioxidative herbal medicines in type 2 diabetes mellitus. *J Diabetes Metab Disord*. 2016;**15**:48. doi: [10.1186/s40200-016-0273-3](https://doi.org/10.1186/s40200-016-0273-3). [PubMed: [27785446](https://pubmed.ncbi.nlm.nih.gov/27785446/)]. [PubMed Central: [PMC5073927](https://pubmed.ncbi.nlm.nih.gov/PMC5073927/)].