



Cite this: *RSC Adv.*, 2019, 9, 27883

Tandem grinding reactions involving aldol condensation and Michael addition in sequence for synthesis of 3,4,5-trisubstituted isoxazoles†

Xiao-Mu Hu,^{‡a} Hai Dong,^{‡b} Yue-Dan Li,^a Ping Huang,^a Zhuang Tian^a and Ping-An Wang^{ID* a}

A one-pot, base-catalyzed, tandem grinding process involving carrying out aldol condensation and Michael addition in sequence to produce 3,4,5-trisubstituted isoxazoles from 3,5-dimethyl-4-nitroisoxazole, aromatic aldehydes and activated methylene compounds has been developed. In the presence of 10 mol% of pyrrolidine, aldol condensations of 3,5-dimethyl-4-nitroisoxazole with various aromatic aldehydes were performed with 3–10 minutes of grinding to provide 5-styryl-3-methyl-4-nitroisoxazoles in good to quantitative yields without further purification. Then, Michael additions between 5-styryl-3-methyl-4-nitroisoxazoles and activated methylene compounds (including ethyl 2-nitroacetate and alkyl 2-cyanoacetates) were carried out in the presence of 10 mol% of Et₃N in the same mortar with 3–5 minutes of continuous grinding to produce 3,4,5-trisubstituted isoxazoles in good to excellent yields.

Received 27th June 2019
Accepted 23rd August 2019

DOI: 10.1039/c9ra04864b

rsc.li/rsc-advances

Introduction

Maximizing the efficiency of reactants and reducing waste generation are important contributions to atomic economy and green chemistry. Many chemists have paid increasing attention to Michael addition for C–C and C–heteroatom bond formation in recent years.¹ Generally, the conventional Michael addition reactions are performed in solvent conditions, and some cases take a long reaction time (up to 7 days). In response to the requirements of green chemistry, scientists have been working on developing synthetic methods that generate little environmental pollution and display high atom economy.² Therefore, the study of solvent-free Michael reactions involving microwave irradiation, ultrasonic irradiation and mechanochemical synthesis has also been reported extensively.³ On the one hand, reactions performed under solvent-free grinding conditions are very attractive to synthetic chemists because these reactions are easy to manipulate, cost little, and are highly efficient. The molecules in the solid state display large contact areas and high local concentration, which speeds up the reaction and increases selectivity. On the other hand, one-pot reactions⁴ are also highly

recommended by synthetic chemists because of their high modularity and simple manipulation. In this regard, the tandem grinding reaction is regarded as a quasi-one-pot reaction because all of its reaction steps are completed in the same mortar. Ideal solutions for the synthesis of active pharmaceutical ingredients and biological products, and new strategies to improve the atomic economy of important chemical processes and valuable structures are still in demand.

Nitrogen-containing heterocyclic compounds, especially isoxazole and its derivatives, are very important heterocyclic cores with a wide range of organic and bio-activities, and are present in many natural products and medicines (Fig. 1).^{5–7} 3-Methyl-4-nitro-5-styrylisoxazoles can be easily prepared from commercially available 3,5-dimethyl-4-nitroisoxazole and

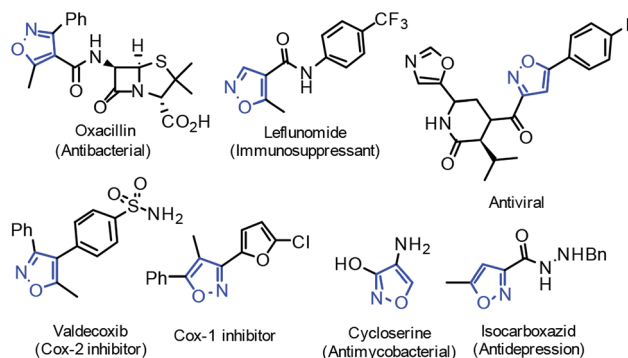


Fig. 1 Representative compounds containing the biologically active isoxazole core.

^aDepartment of Medicinal Chemistry, School of Pharmacy, The Fourth Military Medical University, Changle Xilu 169, Xi'an, 710032, P. R. China

^bCollege of Pharmacy, Xi'an Medical University, No. 1 Xintang Rd, Weiyang Dist., Xi'an, 710021, P. R. China. E-mail: ping_an1718@outlook.com

† Electronic supplementary information (ESI) available. See DOI: 10.1039/c9ra04864b

‡ Co-first authors. These two authors have made the same level of contribution to this work.

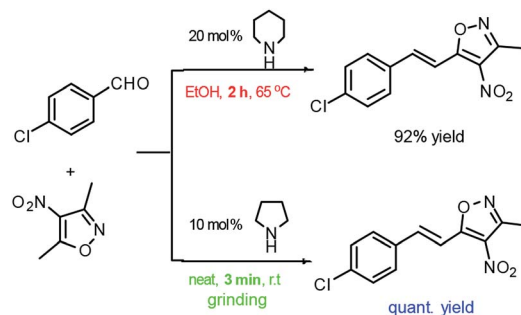


aromatic aldehydes, and they are usually used as electro-deficient Michael acceptors for asymmetric catalytic Michael reactions with various activated methylene compounds such as isocyanoacetates, α,β -unsaturated γ -butyrolactam, and anthrones.⁸ These Michael additions have all been performed under solvent conditions with relative long reaction times. Very recently, we reported a facile catalyst-free amination of β -nitrostyrenes and 2-aryl-3-nitro chromenes achieved by carrying out grinding.⁹ As part of our continuous efforts with grinding reactions, herein we demonstrated a facile synthetic route to 3,4,5-trisubstituted isoxazoles, in excellent yields, from 3,5-dimethyl-4-nitroisoxazole, aromatic aldehydes and activated methylene compounds, achieved by performing amine-catalyzed tandem grinding (Fig. 2).

Results and discussion

Pyrrolidine-catalyzed grinding reactions of aromatic aldehydes with 3,5-dimethyl-4-nitroisoxazole

Aldol condensation is one of the important C–C bond formation reactions in modern organic synthesis. Many enantioselective aldol reactions have been investigated extensively in the past two decades. Solvent-free aldol condensations have also been reported occasionally. In fact, the aldol condensation of aromatic aldehydes with 3,5-dimethyl-4-nitroisoxazole is usually reported to be carried out in a polar solvent system (*e.g.* EtOH) by using stoichiometric or catalytic amounts of organic secondary amines (such as diisopropyl amine, pyrrolidine, piperidine) under heating (2 h) or room-temperature stirring for 8–12 h.¹⁰ We found that this reaction can be performed under solvent-free grinding conditions, and only take 3 to 10 minutes, greatly shortening the reaction time and providing a simple strategy for synthesizing 3-methyl-4-nitro-5-styrylisoxazoles (Scheme 1). Various aromatic aldehydes (**1a–q**) were then used as substrates for such solvent-free grinding reactions to afford



Scheme 1 The preparation of 3-methyl-4-nitro-5-styrylisoxazole carried out using solvent-free grinding.

3-methyl-4-nitro-5-styrylisoxazoles (**2a–q**) in good to quantitative yields. The reaction rates of aldehydes containing an electron-withdrawing group (EWG, aldehyde with Cl, Br or NO₂) were found to be higher than those with an electron-donating group (EDG, aldehyde with OH or OMe). Aldehydes **1i**, **1j**, **1k**, **1l** and **1q** were made to react with nitroisoxazole to produce corresponding aldol condensation products **2i**, **2j**, **2k**, **2l** and **2q** in quantitative yields by using 30 mol% of pyrrolidine catalyst grinding at room temperature. All of the tested aldehydes provided aldol condensation products with 10 minutes of grinding, and the results are summarized in Fig. 3.

Tandem grinding reactions involving aldol condensation and Michael addition in sequence for preparation of 3,4,5-trisubstituted isoxazoles

Initially, the Michael reaction of 3-methyl-4-nitro-5-styrylisoxazole **2b** with ethyl 2-nitroacetate **3a** was used as a model reaction to investigate the grinding Michael reaction. Various bases including Na₂CO₃, K₂CO₃, Et₃N, ⁱPr₂NEt, *N*-methylmorpholine (NMM), 1,8-diazabicyclo[5.4.0]undec-7-ene (DBU) and 1,4-diazabicyclo[2.2.2]octane (DABCO) were each used as a catalyst for this reaction. The results are shown in Scheme 2. Of these bases, the simple tertiary amine Et₃N was concluded to be the best choice for this Michael reaction because of its high efficiency, easy evaporation and convenient availability. For the first step to 3-methyl-4-nitro-5-styrylisoxazoles, pyrrolidine was used as the catalyst, and for the second step to 3,4,5-trisubstituted isoxazole, Et₃N was used as the catalyst. We then considered the possibility of combining these two separate steps into one by developing a single catalyst containing both a secondary amine and tertiary amine in its structure. With this point in mind, we used **A1** and **A2** as catalysts, and performed a one-pot grinding reaction of 4-chlorobenzaldehyde **1b**, 3,5-dimethyl-4-nitroisoxazole and ethyl 2-nitroacetate **3a**. The results are shown in Scheme 3. Both **A1** and **A2** were found to lead to complex results.

Afterwards, we used pyrrolidine as a catalyst for the first grinding reaction to prepare **2b**. When carrying out thin-layer chromatography (TLC) indicated that the starting materials **1b** and 3,5-dimethyl-4-nitroisoxazole of this reaction were consumed, we then added ethyl 2-nitroacetate **3a** and 10 mol% Et₃N to the same mortar and performed another 3 minutes of

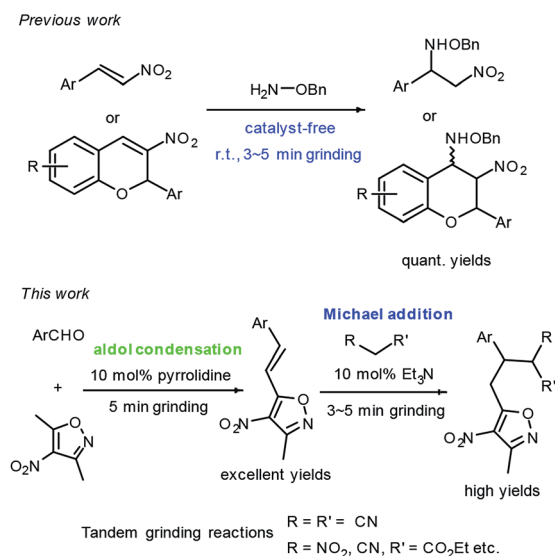


Fig. 2 The syntheses of 3,4,5-trisubstituted isoxazoles achieved by performing tandem grinding.

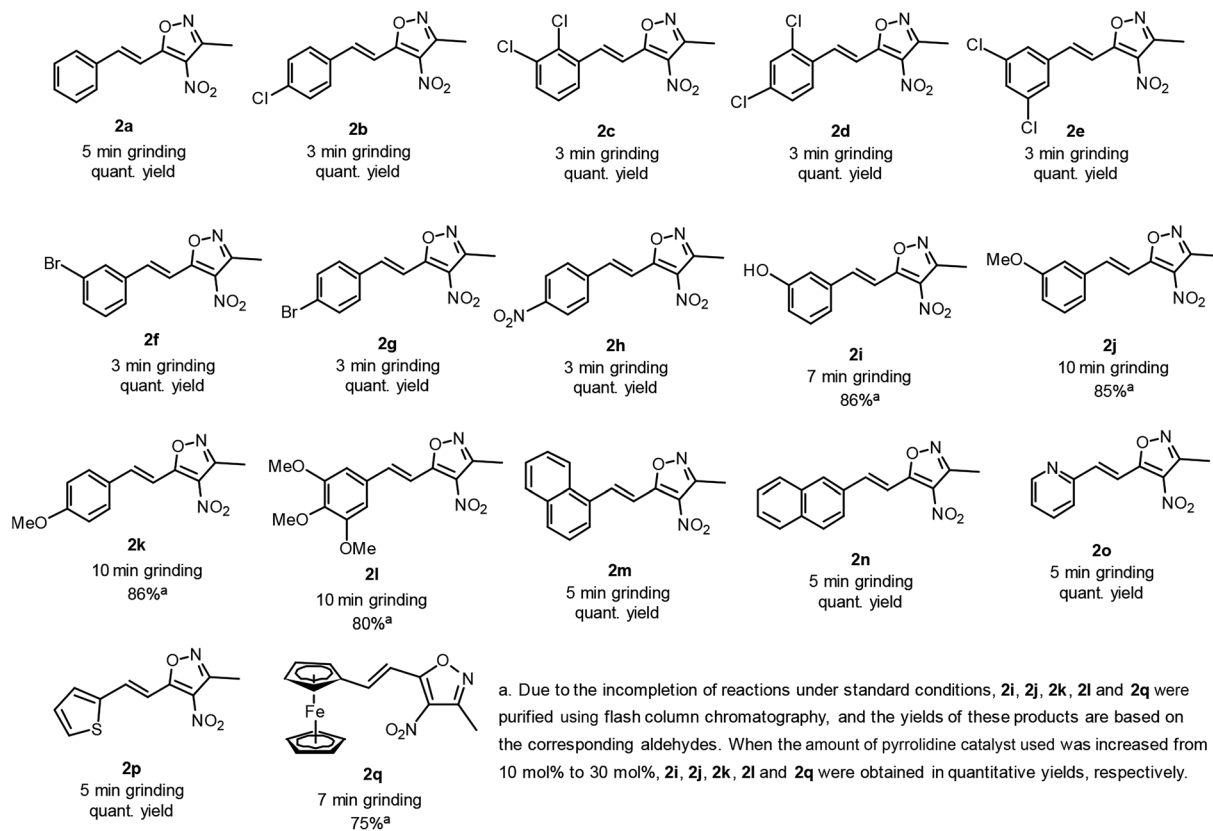
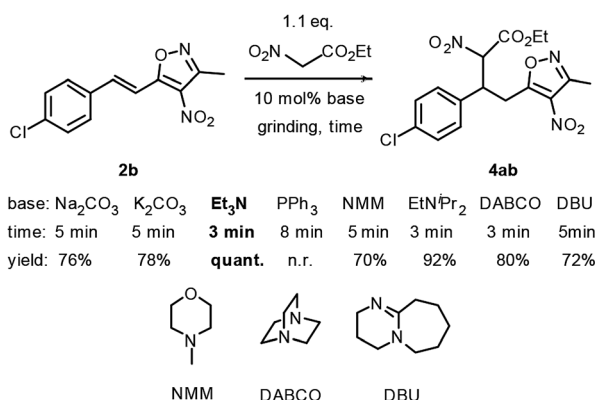


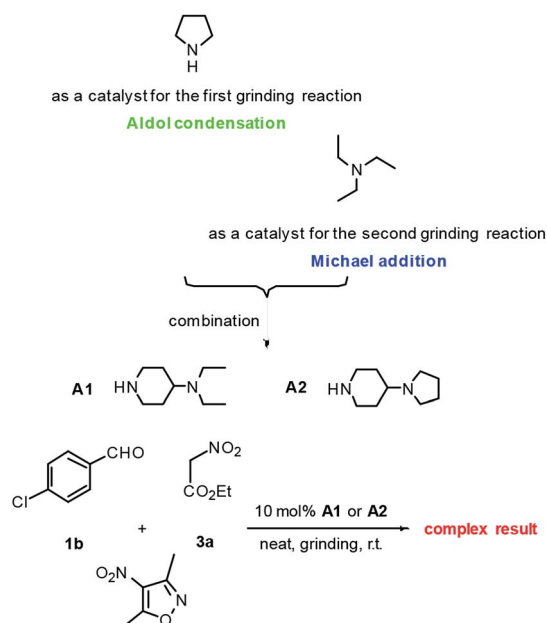
Fig. 3 Pyrrolidine-catalyzed solvent-free grinding preparation of 3-methyl-4-nitro-5-styrylisoxazoles **2a–q** (1.0 mmol scale).



Scheme 2 The screening of bases for grinding preparation of 3,4,5-trisubstituted isoxazole **4ab**.

grinding at room temperature. In this way, **4ab** was obtained in 92% yield. We called this strategy a tandem grinding reaction. By using this strategy, we performed aldol-Michael reactions of aromatic aldehydes **1** and 3,5-dimethyl-4-nitroisoxazole and activated methylene compounds including ethyl 2-nitroacetate, alkyl 2-cyanoacetates and malononitrile to provide 3,4,5-trisubstituted isoxazoles **4** in good to excellent yields after a simple flash column chromatographic purification.

The results are shown in Fig. 4. When dialkyl malonates, ethyl acetoacetate and acetylacetone were used as Michael



Scheme 3 The screening of catalysts **A1** and **A2** for one-pot grinding preparation of 3,4,5-trisubstituted isoxazole **4ab**.

donors, no corresponding product was formed under standard grinding conditions even with a prolongation of reaction time. All products were determined from their ¹H NMR spectra to be composed of diastereomers in a 1 : 1 ratio.

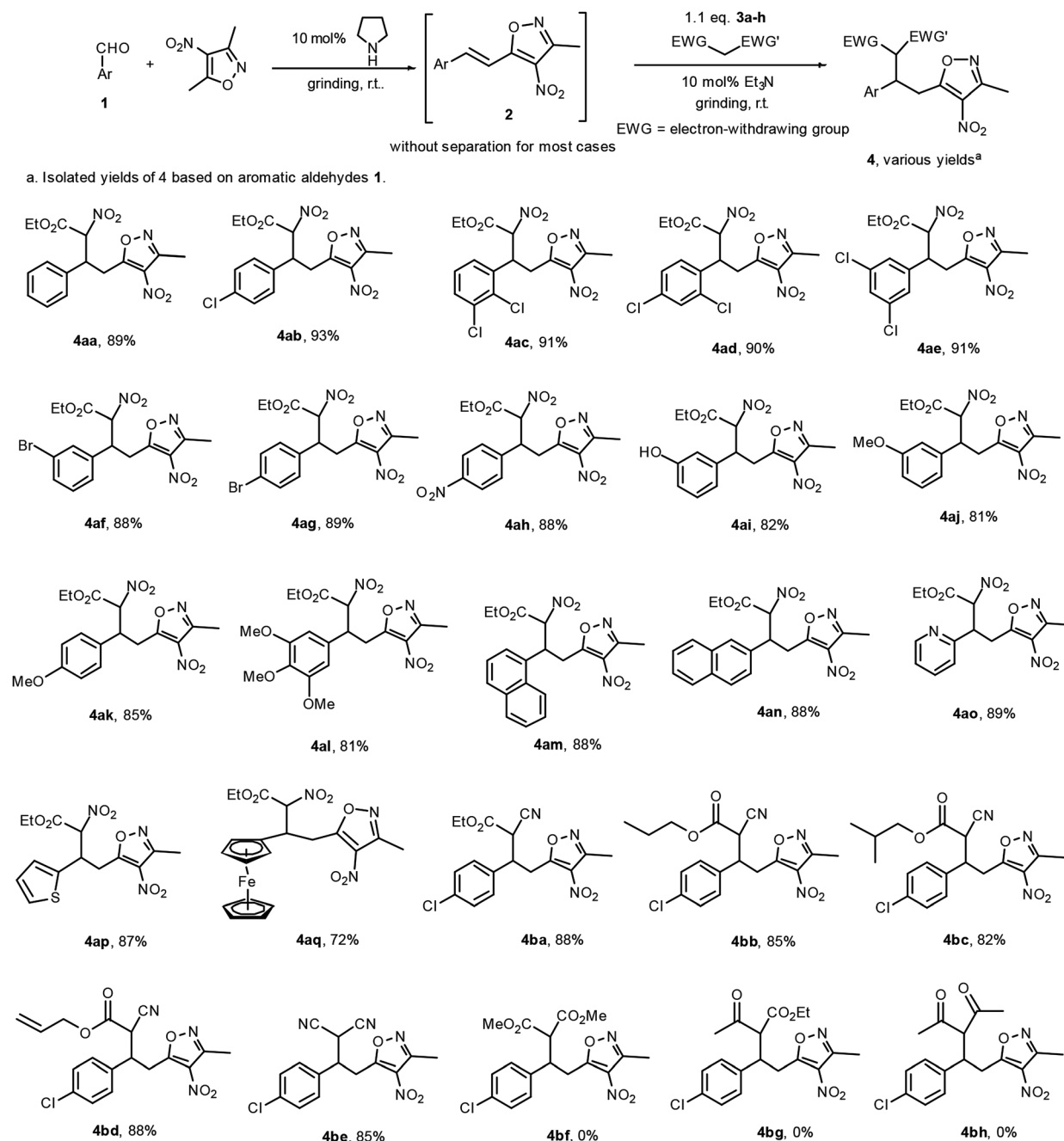


Fig. 4 Tandem grinding reactions for the preparation of 3,4,5-trisubstituted isoxazoles (1.0 mmol scale).

Experimental

General procedure for synthesis of compound 4

To a dried agate mortar, aromatic aldehyde **1** (1 mmol), 3,4-dimethyl-5-nitroisoxazole (white crystal, 0.15 g, 1.1 mmol) and pyrrolidine (8 μ L, 0.1 mmol) were added successively. The mixture was subjected to grinding at room temperature for 3–5 min, and the reaction was monitored using TLC (for most cases, the color of the reaction mixture changed obviously during the grinding process). When TLC indicated that aromatic aldehyde **1** was consumed, the activated methylene

compound **3** (liquid, 1.2 mmol) and Et₃N (12 μ L, 0.1 mmol) were added, and grinding was carried out for another 3–5 min. (Note: aldehydes **1i**, **1j**, **1k**, **1l** and **1q** were not used up under standard conditions, so the corresponding aldol condensation products **2i**, **2j**, **2k**, **2l** and **2q** were separated from their respective unconsumed reactants by performing flash column chromatography.) TLC was used to check the reaction process. The crude product was diluted with DCM (20 mL) and the resulting solution was successively washed with H₂O (5 mL) and brine (5 mL). The organic layers were dried over Na₂SO₄, filtered, and concentrated. The pure product **4** was obtained by carrying out

flash column chromatography (eluted by petroleum ether/ethyl acetate = 10/1 to 5/1, v/v).

Conclusions

In conclusion, we have developed a tandem grinding strategy to prepare 3,4,5-trisubstituted isoxazoles from aromatic aldehydes, 3,5-dimethyl-4-nitroisoxazole and activated methylene compounds in the presence of catalytic amounts of pyrrolidine and Et₃N in high yields and efficiency. The transformations of these 3,4,5-trisubstituted isoxazoles to complex structures for investigation of their bio-activities are underway in our laboratory.

Conflicts of interest

There are no conflicts to declare.

Acknowledgements

We thank the National Science Foundation of China (no. 21372259) for financial support of this work.

Notes and references

- (a) S.-M. Yang, P. Karanam, M. Wang, Y.-J. Jang, Y.-S. Yeh, P.-Y. Tseng, M. R. Ganapuram, Y.-C. Liou and W.-W. Lin, *Chem. Commun.*, 2019, **55**, 1398; (b) Y. Hayashi, T. Yamada, M. Sato, S. Watanabe, E. Kwon, K. Iwasaki and S. Umemiya, *Org. Lett.*, 2019, **21**, 5183; (c) Y. Hayashi, K. Nagai and S. Umemiya, *Eur. J. Org. Chem.*, 2019, 678; (d) X. Zhang, T.-L. Wang, X.-J. Liu, X.-C. Wang and Z.-J. Quan, *Org. Biomol. Chem.*, 2019, **17**, 2379; (e) M. G. Vinogradov, O. V. Turova and S. G. Zlotin, *Org. Biomol. Chem.*, 2019, **17**, 3670; (f) T. A. Hamlin, I. Fernández and F. M. Bickelhaupt, *Angew. Chem., Int. Ed.*, 2019, **58**, 8922; (g) C.-K. Tang, K.-X. Feng, A.-B. Xia, C. Li, Y.-Y. Zheng, Z.-Y. Xu and D.-Q. Xu, *RSC Adv.*, 2018, **8**, 3095; (h) S. Nayak, P. Panda, S. Bhakta, S. K. Mishra and S. Mohapatra, *RSC Adv.*, 2016, **6**, 96154; (i) B.-L. Zhao and D.-M. Du, *Chem. Commun.*, 2016, **52**, 6162.
- (a) D. Heijnen, M. von Zuijlen, F. Tosia and B. L. Feringa, *Org. Biomol. Chem.*, 2019, **17**, 2315; (b) X.-T. Fang, Z.-H. Deng, W.-H. Zheng and J. C. Antilla, *ACS Catal.*, 2019, **9**, 1748; (c) C. H. Lam, V. Escande, K. E. Mellor, J. B. Zimmerman and P. T. Anastas, *J. Chem. Educ.*, 2019, **96**, 4761; (d) T. B. Nguyen and P. Retailleau, *Org. Lett.*, 2017, **19**, 3879; (e) R. A. Sheldon, *Green Chem.*, 2016, **18**, 3180.
- (a) N. A. De Simone, S. Meninno, C. Talotta, C. Gaeta, P. Neri and A. Lattanzi, *J. Org. Chem.*, 2018, **83**, 10318; (b) M. Bláha, O. Trhlíková, J. Podešva, S. Abbrent, M. Steinhart, J. Dybal and M. Dušková-Smrčková, *Tetrahedron*, 2018, **74**, 58; (c) C. G. Avila-Ortiz, L. Díaz-Corona, E. Jiménez-González and E. Juaristi, *Molecules*, 2017, **22**, 1328; (d) E. Drège, J. Oko, P.-E. Venot, N. Gigant and D. Joseph, *RSC Adv.*, 2015, **5**, 96720; (e) S. Guin, D. Majee, S. Biswas and S. Samanta, *Asian J. Org. Chem.*, 2018, **7**, 1810; (f) A. J. Beneto, J. Sivamani, V. Ashokkumar, R. Balasaravanan, K. Duraimurugana and A. Siva, *New J. Chem.*, 2015, **39**, 3098; (g) C. Wu, L.-H. Lu, A.-Z. Peng, G.-K. Jia, C. Peng, Z. Cao, Z.-L. Tang, W.-M. He and X.-H. Xu, *Green Chem.*, 2018, **20**, 3683; (h) J. Kaur, A. Kumari and S. S. Chimni, *Tetrahedron*, 2017, **73**, 802; (i) M. Leonardi, M. Villacampa and J. C. Menéndez, *Chem. Sci.*, 2018, **9**, 2042; (j) T. K. r Achar, A. Bose and P. Mal, *Beilstein J. Org. Chem.*, 2017, **13**, 1907; (k) M. Tavakolian, S. Vahdati-Khajeh and S. Asgari, *ChemCatChem*, 2019, **11**, 2943.
- (a) T. Wang, X.-S. Qing, C.-L. Dai, Z.-J. Su and C.-D. Wang, *Org. Biomol. Chem.*, 2018, **16**, 2456; (b) Y. Hayashi, *Chem. Sci.*, 2016, **7**, 866; (c) S. K. Arepalli, B. Park, J.-K. Jung, K. Lee and H. Lee, *Tetrahedron Lett.*, 2017, **58**, 449; (d) S. Dochain, F. Vetica, R. Puttreddy, K. Rissanen and D. Enders, *Angew. Chem.*, 2016, **128**, 16387; (e) B.-C. Hong, A. RajaVishal and M. Sheth, *Synthesis*, 2015, **47**, 3257; (f) L. Zhen, K. Yuan, X.-Y. Li, C.-Y. Zhang, J. Yang, H. Fan and L.-Q. Jiang, *Org. Lett.*, 2018, **20**, 3109; (g) T. Bzeih, D. Lama, G. Frison, A. Hachem, N. Jaber, J. Bignon, P. Retailleau, M. Alami and A. Hamze, *Org. Lett.*, 2017, **19**, 4670.
- (a) M. Baumann and I. R. Baxendale, *Beilstein J. Org. Chem.*, 2013, **9**, 2265; (b) M. Baumann, I. R. Baxendale, S. V. Ley and N. Nikbin, *Beilstein J. Org. Chem.*, 2011, **7**, 442.
- (a) A. E. Garces and M. J. Stocks, *J. Med. Chem.*, 2019, **62**, 4815; (b) H. Zahra, R. Ali and R.-A. Nima, *Curr. Org. Chem.*, 2018, **22**, 2256.
- (a) M. Börjesson, A. Tortajada and R. Martin, *Chem*, 2019, **5**, 254; (b) Q. Zhao, C. Peng, H. Huang, S.-J. Liu, Y.-J. Zhong, W. Huang, G. He and B. Han, *Chem. Commun.*, 2018, **54**, 8359.
- (a) S. Rout, H. Joshi and V. K. Singh, *Org. Lett.*, 2018, **20**, 2199; (b) B. Zhu, R. Lee, Y.-L. Yin, F.-Y. Li, M. Coote and Z.-Y. Jiang, *Org. Lett.*, 2018, **20**, 429; (c) F. Li, W.-L. Pei, J.-J. Wang, J. Liu, J. Wang, M.-L. Zhang, Z.-M. Chen and L.-T. Liu, *Org. Chem. Front.*, 2018, **5**, 1342; (d) M. F. A. Adamo, P. Disetti, M. Moccia, D. Salazar-Illera and S. Surisetti, *Org. Biomol. Chem.*, 2015, **13**, 10609; (e) B. Lin, W.-H. Zhang, D.-D. Wang, Y. Gong, Q.-D. Wei, X.-L. Liu, T.-T. Feng, Y. Zhou and W.-C. Yuan, *Tetrahedron*, 2017, **73**, 5176; (f) V. Sharma, J. Kaur and S. S. Chimni, *Eur. J. Org. Chem.*, 2018, 3489; (g) X.-L. Liu, W.-Y. Han, X.-M. Zhang and W.-C. Yuan, *Org. Lett.*, 2013, **15**, 1246.
- D.-X. Cui, Y.-D. Li, J.-C. Zhu, Y.-Y. Jia, A.-D. Wen and P.-A. Wang, *Curr. Org. Synth.*, 2019, **16**, 449.
- (a) M. F. A. Adamo, E. F. Duffy, D. Donati and P. Sarti-Fantoni, *Tetrahedron*, 2007, **63**, 2047; (b) J.-L. Zhang, X.-H. Liu, X.-J. Ma and R. Wang, *Chem. Commun.*, 2013, **49**, 9329.