

Trophic niches of a seabird assemblage in Bass Strait, south-eastern Australia

Aymeric Fromant^{1,2}, Nicole Schumann¹, Peter Dann³, Yves Cherel² and John P.Y. Arnould¹

¹ School of Life and Environmental Sciences, Deakin University, Burwood, VIC, Australia

² Centre d'Éduces Biologiques de Chizé (CEBC), UMR 7372 du CNRS—La Rochelle Université, Villiers-en-bois, France

³ Research Department, Phillip Island Nature Parks, Cowes, VIC, Australia

ABSTRACT

The foraging niches of seabirds are driven by a variety of factors, including competition for prey that promotes divergence in trophic niches. Bass Strait, south-eastern Australia, is a key region for seabirds, with little penguins *Eudyptula minor*, short-tailed shearwaters *Ardenna tenuirostris*, fairy prions *Pachyptila turtur* and common diving-petrels *Pelecanoides urinatrix* being particularly abundant in the region. The trophic niches of these species were investigated using isotopic values in whole blood and by identifying prey remains in stomach contents. The four species occupied different isotopic niches that varied among years, seasons and regions. Little penguins consumed mainly fish whereas the three procellariiforms primarily consumed coastal krill *Nyctiphanes australis*. The dietary similarities between the procellariiforms suggest that food resources are segregated in other ways, with interspecific differences in isotope niches possibly reflecting differential consumption of key prey, divergent foraging locations and depth, and differences in breeding phenology. Because oceanographic changes predicted to occur due to climate change may result in reduced coastal krill availability, adversely affecting these seabird predators, further information on foraging zones and feeding behaviour of small procellariiform species is needed to elucidate more fully the segregation of foraging niches, the capacity of seabirds to adapt to climate change and the potential for interspecific competition in the region.

Subjects Ecology, Ecosystem Science, Marine Biology

Keywords Seabirds, Stable isotopes, Isotopic niche, Trophic niche, Diet, Niche segregation, Southern Ocean, Penguin, Procellariiform

INTRODUCTION

Seabirds are major consumers of marine biomass, feeding on a variety of fish, cephalopods and crustaceans (Ridoux, 1994; Brooke, 2004). The foraging niche of seabirds is influenced by a range of factors, including environmental conditions (Waugh & Weimerskirch, 2003; Amélineau et al., 2016; Jakubas et al., 2017), prey availability (Baird, 1991; Camprasse et al., 2017), morphological characteristics and their influence on flight performance (Phillips et al., 2004; Phillips, Silk & Croxall, 2005; Navarro et al., 2013), and interspecific competition (González-Solís, Croxall & Afanasyev, 2008; Phillips et al., 2008; Kokubun et al., 2016). Competition is thought to promote foraging niche divergence since species occupying the same ecological niche cannot theoretically coexist through time (Schoener,

Submitted 18 September 2019

Accepted 6 February 2020

Published 11 March 2020

Corresponding author
Aymeric Fromant,
afromant@deakin.edu.au

Academic editor
Stephen Livesley

Additional Information and
Declarations can be found on
page 18

DOI 10.7717/peerj.8700

© Copyright
2020 Fromant et al.

Distributed under
Creative Commons CC-BY 4.0

OPEN ACCESS

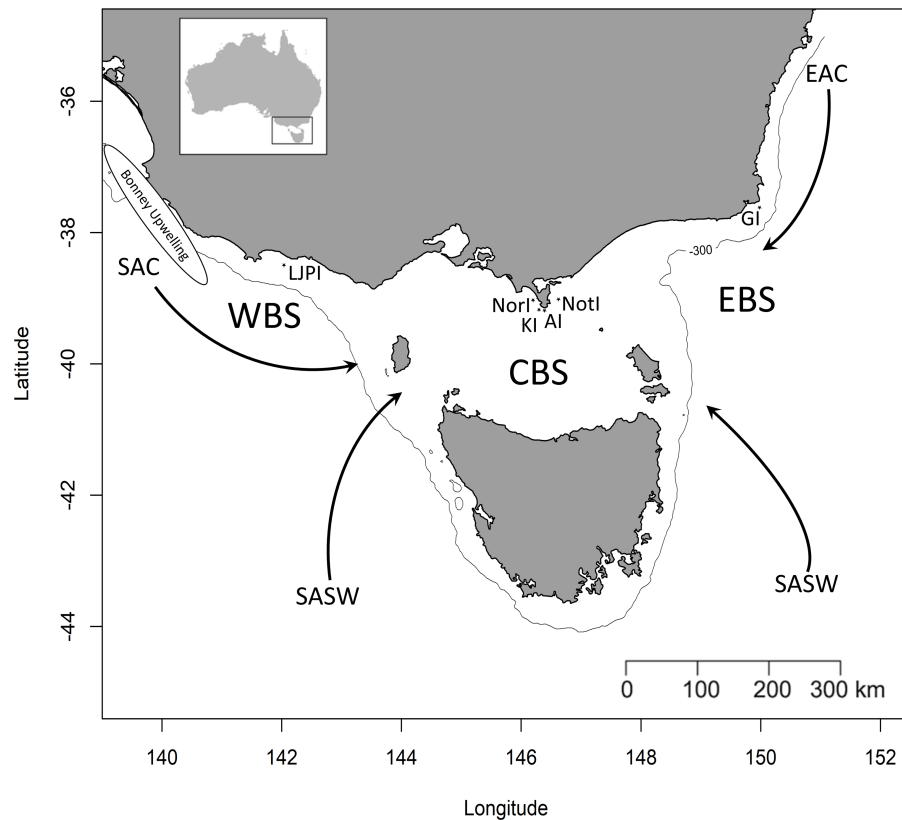


Figure 1 Simplified representation of the three study areas and the major water masses influencing the region. Western Bass Strait (WBS); Central Bass Strait (CBS); Eastern Bass Strait (EBS); Lady Julia Percy Island (LJPI); Norman Island (NorI); Kanowna Island (KI); Anser Island (AI); Notch Island (NotI); Gabo Island (GI); South Australian Current (SAC); Sub-Antarctic Surface Water (SASW); East Australian Current (EAC) from *Sandery & Kämpf, 2007*. The solid line indicates the location of the 300 m isobath.

Full-size [DOI: 10.7717/peerj.8700/fig-1](https://doi.org/10.7717/peerj.8700/fig-1)

1974). Seabirds may separate their resources on several dimensions, with studies showing divergence in foraging zone (*González-Solís, Croxall & Afanasyev, 2008; Barger et al., 2016*), diving depth (*Mori & Boyd, 2004*), the timing of breeding (*Granroth-Wilding & Phillips, 2019*), and seasonal patterns of activity (*Phillips et al., 2008*). In particular, divergence in diet has been proposed as an important mechanism in reducing niche overlap (*Ridoux, 1994; Surman & Wooller, 2003; Pratte, Robertson & Mallory, 2017*).

Bass Strait, the shallow continental shelf area between mainland Australia and Tasmania (*Fig. 1*), is a key region for Australian seabirds, supporting a large proportion of breeding populations of at least 11 major species (*Table 1; Ross et al., 2001*). This area is considered a region of low primary productivity (*Gibbs, Jr & Longmore, 1986; Gibbs et al., 1991*) that occurs at the confluence of three main ocean currents. The warm, oligotrophic waters of the East Australian Current (EAC) flow southward along the eastern edge of Bass Strait (*Ridgeway & Godfrey, 1997; Sandery & Kämpf, 2007*) while the South Australian Current (SAC) advects warm water from the west onto the shelf which then flows eastward through Bass Strait (*Sandery & Kämpf, 2007*). The latter is the major source of Bass Strait water and

Table 1 Main species of seabirds breeding in Bass Strait, indicating the estimated number of breeding pairs, their proportion of the total Australian populations (based on *Ross et al., 2001*), and the major groups of prey consumed. Some of the population estimates were not updated for at least three decades (e.g., *Brothers et al., 2001*) and may represent a source of error.

Species	Abundance (number of breeding pairs)	% of the Australian population	Groups of main prey	Reference
Shy albatross	5,200	35%	Fish/cephalopods	<i>Alderman et al. (2011), Hedd & Gales (2001)</i>
Short-tailed shearwater ^a	14,600,000	75%	Crustaceans/Fish	<i>Weimerskirch & Cherel (1998), Brothers et al. (2001), Schumann, Dann & Arnould (2014)</i>
Common diving petrel ^a	98,500	63%	Crustaceans	<i>Brothers et al. (2001), Schumann, Arnould & Dann (2008), Schumann, Dann & Arnould (2014)</i>
Fairy prion ^a	97,000	7%	Crustaceans	<i>Brothers et al. (2001), Schumann, Dann & Arnould (2014)</i>
White-faced storm petrel	94,500	25%	Crustaceans	<i>Brothers et al. (2001), Underwood (2012)</i>
Little penguin ^a	353,000	82%	Fish	<i>Cullen, Montague & Hull (1992), Brothers et al. (2001), Dann & Norman (2006), Schumann, Dann & Arnould (2014)</i>
Australasian gannet	16,800	85%	Fish	<i>Bunce et al. (2002), Bunce (2001)</i>
Black faced cormorant	4,400	55%	Fish	<i>Brothers et al. (2001), Taylor, Dann & Arnould (2013)</i>
Pacific gull	1,500	82%	Scavenge - polyvorous	<i>Brothers et al. (2001), Leitch, Dann & Arnould (2014)</i>
Silver gull	50,000	35%	Scavenge - polyvorous	<i>Brothers et al. (2001), Leitch, Dann & Arnould (2014)</i>
Crested tern	10,400	13%	Fish	<i>Brothers et al. (2001), Chiaradia et al. (2012)</i>

Notes.

^aStudy species.

is strongest in winter (*Ridgeway & Condie, 2004; Sandery & Kämpf, 2007*). In summer, a weakening or reversal of this eastward-flowing trend occurs (*Gibbs, Jr & Longmore, 1986; Sandery & Kämpf, 2007*). Finally, in winter, cold, nutrient-rich sub-Antarctic surface water (SASW) enters Bass Strait from the south (*Gibbs, 1992*) where it mixes with the EAC and SAC along the sub-Tropical Convergence (STC, *Prince, 2001*).

The relative influence of the currents and upwelling systems affecting Bass Strait varies spatially, seasonally and inter-annually (*Prince, 2001; Sandery & Kämpf, 2005*). This affects the reproductive success of seabirds in Bass Strait, presumably due to shifts in prey availability (*Mickelson, Dann & Cullen, 1992*). Additionally, climate change is predicted to weaken the SAC (*Feng, Caputi & Pearce, 2012*) and increase the strength of the EAC, resulting in warming along the path of its strengthening (*Cai et al., 2005*). This is likely to have a considerable impact on the marine ecosystem of Bass Strait. Seabird assemblages in other parts of the world have shown differential responses to shifts in ocean regimes in parameters such as breeding success, population size and survivorship due, at least in part, to changes in prey availability (*Croxall, Trathan & Murphy, 2002*). Knowledge of the trophic relationships and diets of Bass Strait seabirds is crucial for predicting their population responses to environmental change. This information is important for the conservation of these marine predators and for the refinement of sustainable fisheries management practices. At present, the trophic structure of Bass Strait seabird community is poorly understood, with trophic niches of most pelagic species not yet described or based on a few localised studies that did not address spatial or temporal variation. Accordingly, it is not known whether, or how, they diverge in foraging niche.

The little penguin *Eudyptula minor*, short-tailed shearwater *Ardenna tenuirostris*, fairy prion *Pachyptila turtur* and common diving petrel *Pelecanoides urinatrix* are the most abundant and ubiquitous seabirds in Bass Strait, breeding sympatrically on numerous offshore islands (Schumann, Dann & Arnould, 2014). They are known to feed on a variety of fish, cephalopod and/or crustacean prey (Harper, 1976; Montague, Cullen & Fitzherbert, 1986; Schumann, Arnould & Dann, 2008; Chiaradia et al., 2010). Previous foraging ecology studies indicate that the little penguin is an inshore forager relying mainly on small pelagic schooling fish (Cullen, Montague & Hull, 1992; Chiaradia et al., 2010), while the pelagic short-tailed shearwater, with a foraging range extending to the Antarctic waters (Woehler, Raymond & Watts, 2006; Cleeland, Lea & Hindell, 2014), and the smaller and more neritic fairy prion and common diving petrel, feed on a wide range of small prey, concentrating predominantly on coastal krill (*Nyctiphanes australis*) and myctophid fish (Harper, 1976; Weimerskirch & Chereil, 1998; Schumann, Arnould & Dann, 2008). However, in Bass Strait, information on spatial and temporal variation in the ecology of these species is limited to the at-sea foraging behaviour of little penguins and short-tailed shearwaters (e.g., Collins, Cullen & Dann, 1999; Chiaradia et al., 2010; Berlincourt & Arnould, 2015a; Berlincourt & Arnould, 2015b) and there is almost no information on the small procellariiforms (Underwood, 2012).

The aims of the present study, therefore, were to: (1) determine the trophic niche of the study seabirds using both stomach contents and stable isotope analysis; (2) investigate temporal (inter-annual and seasonal) and geographic variation in their isotopic niche; and (3) assess the degree of niche segregation between these four abundant species within Bass Strait.

MATERIAL & METHODS

The study was conducted during the winters (July–August) of 2008–2010 and summers (January–February) of 2009–2011 in three regions of Bass Strait, south-eastern Australia (Fig. 1). In summer, the study species were sampled in mid, early and late chick-rearing, respectively for the little penguin (Reilly & Cullen, 1981), the short-tailed shearwater (Vertigan, 2010) and the fairy prion (Harper, 1976) (Fig. 2). In winter, sampling occurred during the inter-breeding period for the little penguin (Reilly & Cullen, 1981) and fairy prion (Harper, 1976) and incubation for the common diving petrel (Schumann, Arnould & Dann, 2008) (Fig. 2). The trophic niches of little penguins, short-tailed shearwaters, fairy prions and common diving petrels were determined using two complementary techniques. Trophic information was derived from stable isotope values in whole blood of each species in western, central and eastern Bass Strait, and stomach samples were collected from the seabirds in central Bass Strait to assess the relative importance of prey and inform interpretation of the stable isotope results. Procellariiform study species were banded and little penguins were micro-chipped to avoid sampling the same individual more than once. All research was conducted under permit from Deakin University (animal ethic permit: AWC A9-2008) and the Department of Sustainability and Environment (Permit No. 10004530), and access to the islands was provided by Parks Victoria.

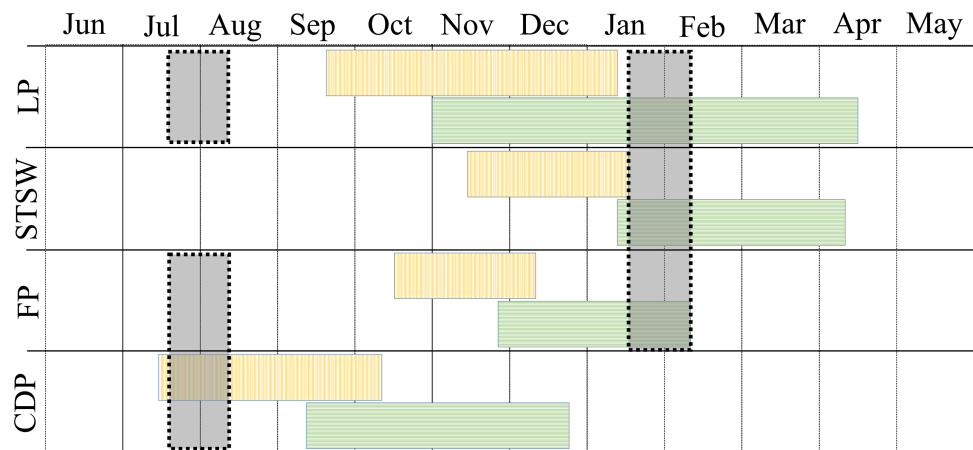


Figure 2 Phenology and sampling period of little penguin (LP), short-tailed shearwater (STSW), fairy prion (FP) and common diving petrel (CDP) in Bass Strait. Blocks with vertical and horizontal lines correspond to incubation and chick-rearing period, respectively. Grey shaded blocks correspond to the winter and summer sampling periods.

Full-size DOI: 10.7717/peerj.8700/fig-2

Dietary analysis

Stomach contents analysis provides information on the composition and abundance of prey consumed (Duffy & Jackson, 1986). Stomach samples were collected from the four seabird species on Notch (38°56'S, 146°37'E) and Kanowna (39°10'S, 148°16'E) Islands in central Bass Strait (Fig. 1). Adult little penguins were sampled in both winter and summer ($n = 20$ and 22 , respectively), short-tailed shearwater and fairy prion diet samples were collected in summer only ($n = 51$ and 20 , respectively) and common diving petrels were sampled in winter only ($n = 6$) (Fig. 2). Due to logistical constraints and few individuals onshore in some years, it was not possible to sample all species in all years.

Adult birds were captured as they came ashore at night after foraging at sea. Diet samples were collected using the water-offloading technique. While it is possible that not all stomach contents were retrieved, stomach flushing is an effective technique for diet estimation in seabirds (Gales, 1987) and, in most cases, the majority of prey remains were ejected on the second (final) flush, as evidenced by clear water being ejected. After flushing, birds were given an electrolyte solution of Vytrate or Lectade (Jurox Pty Ltd, NSW), and placed into boxes for recovery (Chiaradia, Costalunga & Kerry, 2003). Little penguins and short-tailed shearwaters were also provided with a meal, delivered via a stomach tube, of homogenised pilchard (purchased snap-frozen and unsalted) immediately before release.

Diet samples were frozen (-20°C) or stored in 70% ethanol after collection. Crustacean remains were initially identified to lower taxonomic levels with reference to Ritz *et al.* (2003). Sagittal otoliths, scales, fish mouth parts and cephalopod beaks were identified by comparison to reference atlases (Neira, Miskiewicz & Trnski, 1998; Lu & Ickeringill, 2002; Furlani, Gales & Pemberton, 2007) and collections (held by Phillip Island Nature Parks and Deakin University).

Fresh prey items were washed with water and separated from accumulated ones. To estimate the numerical abundance of crustacean prey, the heads of amphipods and whole bodies of copepods, isopods and crab megalopa were counted directly while individual eyes of krill and stomatopods were counted and divided by two. Left and right otoliths were counted and the side comprising the greater number considered representative of the minimum number of each fish taxon per sample. Where otoliths were unidentifiable, their abundance was halved and rounded to the nearest number. Similarly, the highest number of upper or lower squid beaks in a sample was used to estimate the abundance of cephalopods and only unbroken beaks were measured to estimate size (*Tollit et al., 1997*). Hard prey remains that could not be quantified, such as fish scales, were assigned a numerical abundance of one. The frequency of occurrence of prey remains was calculated as the proportion of samples containing identifiable remains in which a particular prey type occurred while the numerical abundance was expressed as the mean number of each prey taxon encountered in samples.

Stable isotope analyses

Stable carbon ($\delta^{13}\text{C}$) and nitrogen ($\delta^{15}\text{N}$) values in tissues have been used to infer the diet of a range of marine species (*Hobson & Welch, 1992; Hobson, 1993; Cherel & Hobson, 2007*). Stable isotope values of $\delta^{13}\text{C}$ values allow discrimination between benthic and pelagic prey (e.g., *Cherel & Hobson, 2007*) and inshore and offshore feeding (*Hobson, Piatt & Pitocchel, 1994b*), while $\delta^{15}\text{N}$ in tissues show enrichment with increasing trophic levels (*Hobson, Piatt & Pitocchel, 1994a*). Information derived from whole blood, as used in the present study, reflects dietary integration of approximately four weeks (*Bearhop et al., 2002*).

Blood samples (<0.2 ml) were collected from seabirds resident in western (WBS - Lady Julia Percy Island: 38°25'S, 142°00'E), central (CBS - Notch, Kanowna, Norman: 39°02'S, 146°12'E and Anser Islands: 39°09'S, 146°18'E) and eastern Bass Strait (EBS - Gabo Island: 37°34'S, 149°55'E). A total of 278 (167 in summer, 111 in winter), 177 (summer only), 88 (66 in summer, 22 in winter) and 38 (winter only) stable isotope profiles were obtained from little penguins, short-tailed shearwaters, fairy prions and common diving petrels, respectively. Adult individuals (only birds that were not sampled for diet determination) were captured as they returned to their nesting burrows at night or taken from their burrows during the day. Little penguins and short-tailed shearwaters were captured by hand, common diving-petrels were captured in mist nets, and fairy prions were captured by hand or using hand nets as they approached their burrows. Upon capture, blood was collected into a heparinised syringe via venipuncture of the tarsal vein or an inter-digital vein in the foot.

Blood samples were stored frozen (−20 °C) and, prior to analysis, oven dried (60 °C) and homogenised using a mortar and pestle. The low lipid content of whole blood does not typically necessitate lipid extraction (*Cherel, Hobson & Hassani, 2005*). Indeed, all mean values of C:N mass ratio encompassed a narrow range (3.1–3.7) indicating low lipid content and, thus, allowing accurate comparisons of $\delta^{13}\text{C}$ values among groups (*Bond & Jones, 2009*). Isotope ratios in whole blood were measured using a continuous-flow isotope ratio mass spectrometer, with analyses conducted by the Isotope Ratio Mass Spectrometry

service in the Research School of Biology, Australian National University (Canberra, Australia). The values of stable isotope abundances were expressed in δ -notation as the deviation from standards in parts per thousand according to the equation:

$$\delta X = [(R_{\text{sample}}/R_{\text{standard}})-1]$$

where X is ^{15}N or ^{13}C and R represents the corresponding $^{15}\text{N}/^{14}\text{N}$ or $^{13}\text{C}/^{12}\text{C}$ ratios (Hobson, Piatt & Pitocchel, 1994a). R_{standard} values were based on Vienna Pee Dee Belemnite for ^{13}C , and atmospheric nitrogen (N^2) for ^{15}N . Based on variation between repeats of a standard material, measurement error was estimated to be ± 0.20 and $\pm 0.15\text{‰}$ for $\delta^{15}\text{N}$ and $\delta^{13}\text{C}$, respectively.

Statistical analyses

All statistical analyses were conducted in the R statistical environment 3.5.1 (R Development Core Team, 2018). To investigate the effect of geographic, inter-annual and seasonal variations in stable isotope values, generalised linear models (GLM) were fitted using the *lme4* package (Bates et al., 2014). Terms were added sequentially, model selection was based on Akaike's information criterion (AIC), and the global models were checked to ensure normality and homoscedasticity of the residuals. Post-hoc tests were conducted using analyses of variance (ANOVA) and t -tests, or Kruskal-Wallis and Wilcoxon rank sum tests where transformations did not improve data distributions. The stable isotope Bayesian ellipses in R (SIBER package; Jackson et al., 2011) were used to determine the isotopic niche width of each species in each region, for each year and season. The Standard Ellipse Area corrected (SEA_C; 40% probability of containing a subsequently sampled datum regardless of sample size) was used to quantify niche width. The Bayesian estimate of the standard ellipse and its area (SEA_B) were used to measure the overlap of the isotopic niches between groups (Jackson et al., 2011). The niche overlap was estimated as the isotopic area of overlap from the maximum likelihood fitted ellipses of two given groups.

RESULTS

Diet

Stomach content samples were obtained from individuals between August 2008 and January 2011 in order to inform interpretation of the stable isotope results. Samples were collected from little penguins in both winter and summer (2008–2009), from short-tailed shearwaters in summer 2009 and 2010, from fairy prions in summer 2011 and from common diving petrels in winter 2008 and 2009. Overall, 79, 84, 95 and 40% of little penguin, short-tailed shearwater, fairy prion and common diving-petrel samples, respectively, contained identifiable fresh prey remains.

Stomach samples of studied seabird species contained remains of fish, cephalopods and crustaceans (Table 2). Not all taxa could be identified to species level. Little penguins ingested crustaceans, comprising isopods, amphipods and/or copepods, but consumed mainly jack mackerel in winter and Australian anchovy *Engraulis australis* in summer, though high numbers of post-larval fish were also ingested in summer (Table S1). The diets of all three procellariiform species were dominated by euphausiids, particularly coastal krill (*Nyctiphanes australis*), representing 78–96% of the mean number of prey items consumed

Table 2 Percentage of numerical abundance of the main groups of prey recovered from stomach contents of little penguins, short-tailed shearwaters, fairy prions and common diving petrels in Central Bass Strait.

	Little penguin ($n = 42$)	Short-tailed shearwater ($n = 51$)	Fairy prion ($n = 20$)	Common diving petrel ($n = 6$)
Fish (%)	74.1	1.8	>0.1	–
Cephalopods (%)	4.8	0.2	–	–
Crustaceans (%)	21.1	98.0	99.9	100

by these species (Table S2 and S3). Other important prey taxa included *Euphausia* sp. and the hyperiid amphipod *Themisto australis* for short-tailed shearwaters, the megalopa stage of a swimming crab species *Ovalipes* sp. for fairy prions and hyperiid amphipods for common diving-petrels. For short-tailed shearwaters, the abundance of crustaceans was higher in 2010 than in 2009 (Wilcoxon-test, $w = 126.5$, p -value < 0.01), mainly driven by the variation in number per samples of coastal krill ($n = 118.9 \pm 52.6$ and $n = 969.6 \pm 194.2$ in 2009 and 2010, respectively).

Stable isotopes analysis

Blood samples were collected from all four species in WBS and CBS, and from little penguins and short-tailed shearwaters in EBS (Tables 3 and 4). Values of $\delta^{13}\text{C}$ ranged between -20.6 and -18.1 ‰ for little penguins, between -23.7 and -20.4 ‰ for short-tailed shearwaters, between -21.0 and -18.3 ‰ for fairy prions and between -21.4 and -19.4 ‰ for common diving petrels. Whole blood $\delta^{15}\text{N}$ values ranged between 10.8 and 16.0 ‰ for little penguins, between 7.8 and 11.4 ‰ for short-tailed shearwaters, between 8.8 and 14.8 ‰ for fairy prions and between 10.9 and 14.5 ‰ for common diving petrels (Fig. S1).

For all four species, stable isotope values in whole blood showed intraspecific variation between regions and years (Figs. 3 and 4). Inter-annual variations of $\delta^{13}\text{C}$ values were significant in all species in most regions (Paired t -test or Wilcoxon-test: $P < 0.01$) except for short-tailed shearwater and common diving petrel in CBS (t -test: $P > 0.07$). While there was no pattern in $\delta^{13}\text{C}$ differences between regions for the short-tailed shearwater, for the three other species values in CBS were generally lower than those from WBS (0.56 ‰ to 1.40 ‰ lower) (Tables 3 and 4). Indeed, for the little penguin, fairy prion and common diving petrel, the variable “region” explained, respectively, 43, 37 and 58% of the variance for the $\delta^{13}\text{C}$ model, but only 2% for the short-tailed shearwater. For $\delta^{15}\text{N}$, the best models retained, with interactions, the $\delta^{13}\text{C}$, the region and the year (and season for the little penguin and fairy prion) as significant variables explaining 60% to 93% of the deviance (Table S4). While “season” explained 27.1% of the model for the fairy prion (winter data available only for WBS in 2009), this variable was not significant for the little penguin (accounting for only 0.2% of the variation). No inter-seasonal variations of $\delta^{13}\text{C}$ in blood of little penguin and fairy prion were found (except in CBS, paired t -test or Wilcoxon-test: $P < 0.01$). Significant inter-annual differences were recorded in all regions (Paired t -test or Wilcoxon-test: $P < 0.01$), but no clear pattern was detected in the values or the isotopic niche metrics (Tables 3 and 4 and Table S5). Similarly, for each year, the $\delta^{15}\text{N}$ values varied

Table 3 Summer mean (\pm SD) $\delta^{13}\text{C}$ and $\delta^{15}\text{N}$ values (‰) in whole blood of little penguins, short-tailed shearwaters and fairy prions from western, central and eastern Bass Strait. The samples were collected in summer (January–February) 2009, 2010 and 2011.

		Western Bass Strait			Central Bass Strait			Eastern Bass Strait		
		Little penguin	Short-tailed shearwater	Fairy prion	Little penguin	Short-tailed shearwater	Fairy prion	Little penguin	Short-tailed shearwater	Fairy prion
$\delta^{13}\text{C}$ (‰)	2009	-19.1 ± 0.4 ($n = 10$)	-21.9 ± 0.4 ($n = 16$)	-19.2 ± 0.2 ($n = 8$)	-19.8 ± 0.1 ($n = 18$)	-22.2 ± 0.3 ($n = 20$)	–	-19.0 ± 0.3 ($n = 18$)	-22.9 ± 0.5 ($n = 20$)	–
	2010	-19.5 ± 0.2 ($n = 20$)	-23.1 ± 0.3 ($n = 20$)	-19.5 ± 0.6 ($n = 10$)	-20.1 ± 0.4 ($n = 19$)	-22.2 ± 0.3 ($n = 20$)	-20.5 ± 0.7 ($n = 6$)	-19.0 ± 0.2 ($n = 20$)	-22.1 ± 0.4 ($n = 20$)	–
	2011	-18.9 ± 0.3 ($n = 20$)	-21.9 ± 0.4 ($n = 20$)	-18.8 ± 0.4 ($n = 18$)	-19.9 ± 0.2 ($n = 10$)	-22.0 ± 0.3 ($n = 20$)	-19.8 ± 0.3 ($n = 17$)	-18.5 ± 0.2 ($n = 10$)	-21.1 ± 0.5 ($n = 13$)	–
$\delta^{15}\text{N}$ (‰)	2009	15.5 ± 0.3 ($n = 10$)	9.5 ± 0.6 ($n = 16$)	13.7 ± 0.6 ($n = 8$)	14.4 ± 0.2 ($n = 18$)	9.3 ± 0.7 ($n = 20$)	–	12.9 ± 0.9 ($n = 18$)	9.4 ± 0.6 ($n = 20$)	–
	2010	13.2 ± 0.9 ($n = 20$)	8.5 ± 0.4 ($n = 20$)	13.6 ± 0.9 ($n = 10$)	13.4 ± 0.5 ($n = 19$)	8.6 ± 0.5 ($n = 20$)	11.7 ± 0.8 ($n = 6$)	13.6 ± 0.3 ($n = 20$)	8.8 ± 0.3 ($n = 20$)	–
	2011	15.0 ± 0.4 $n = (20)$	9.7 ± 0.6 ($n = 20$)	12.5 ± 0.9 ($n = 18$)	14.9 ± 0.3 ($n = 10$)	9.9 ± 0.6 ($n = 20$)	13.2 ± 0.5 ($n = 17$)	13.6 ± 0.2 ($n = 10$)	9.9 ± 0.7 ($n = 13$)	–

Table 4 Winter mean (\pm SD) $\delta^{13}\text{C}$ and $\delta^{15}\text{N}$ values (‰) in whole blood of little penguins, fairy prions and common diving petrels from western, central and eastern Bass Strait. The samples were collected in winter (July–August) 2008, 2009 and 2010.

		Western Bass Strait			Central Bass Strait			Eastern Bass Strait		
		Little penguin	Fairy prion	Common diving petrel	Little penguin	Fairy prion	Common diving petrel	Little penguin	Fairy prion	Common diving petrel
$\delta^{13}\text{C}$ (‰)	2008	-19.2 ± 0.4 ($n = 3$)	–	–	-19.0 ± 0.3 ($n = 7$)	–	-20.8 ± 0.8 ($n = 10$)	–	–	–
	2009	-20.0 ± 0.4 ($n = 2$)	–	–	-19.7 ± 0.1 ($n = 20$)	–	-20.8 ± 0.2 ($n = 4$)	-19.3 ± 0.5 ($n = 20$)	–	–
	2010	-19.3 ± 0.6 ($n = 16$)	-19.2 ± 0.4 ($n = 18$)	-19.6 ± 0.1 ($n = 8$)	-19.8 ± 0.1 ($n = 20$)	-19.5 ± 0.3 ($n = 3$)	-20.9 ± 0.3 ($n = 15$)	-19.2 ± 0.3 ($n = 20$)	–	–
$\delta^{15}\text{N}$ (‰)	2008	13.0 ± 0.1 ($n = 3$)	–	–	14.4 ± 0.4 ($n = 7$)	–	12.0 ± 1.1 ($n = 10$)	–	–	–
	2009	13.3 ± 0.4 ($n = 2$)	–	–	15.0 ± 0.4 ($n = 20$)	–	14.3 ± 0.2 ($n = 4$)	13.1 ± 1.2 ($n = 20$)	–	–
	2010	13.2 ± 0.6 ($n = 16$)	11.4 ± 1.4 ($n = 18$)	11.6 ± 0.3 ($n = 8$)	14.2 ± 0.3 ($n = 20$)	12.2 ± 0.3 ($n = 3$)	12.2 ± 0.2 ($n = 15$)	13.3 ± 0.6 ($n = 20$)	–	–

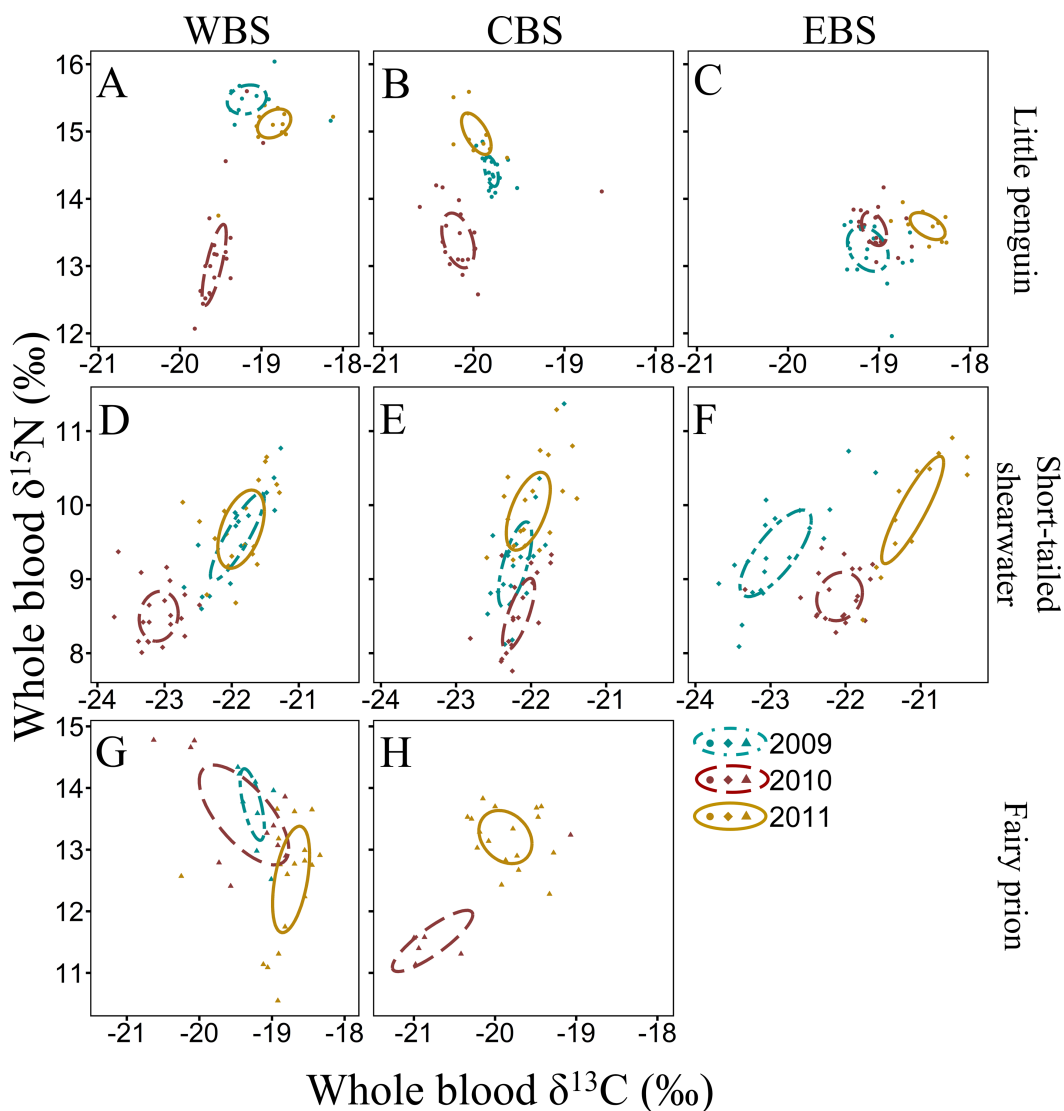


Figure 3 Summer inter-annual variation of $\delta^{13}\text{C}$ and $\delta^{15}\text{N}$ values (‰) in whole blood of little penguins (A, B, C), short-tailed shearwaters (D, E, F) and fairy prions (G, H): western Bass Strait (WBS), central Bass Strait (CBS) and eastern Bass Strait. Solid lines represent the standard ellipses corrected for sample size (SEAc) based on $\delta^{13}\text{C}$ and $\delta^{15}\text{N}$ values in summer 2009, 2010 and 2011. Note that the ranges for x and y axes are different for each species.

Full-size DOI: [10.7717/peerj.8700/fig-3](https://doi.org/10.7717/peerj.8700/fig-3)

between region for the little penguin, fairy prion and common diving petrel (Paired t -test or Wilcoxon-test: $P < 0.01$). For the short-tailed shearwater, a spatial difference in $\delta^{15}\text{N}$ values was detected between WBS and EBS in 2010 (Paired t -test $t_{37} = -2.19$, $P < 0.05$), but no other differences were found. The models for $\delta^{13}\text{C}$ retained the region and year as main variables for all the study species, explaining 55% to 70% of the variance (Table S4).

The four study species occupied different isotopic niches in all years and each region (Fig. S1). Values of $\delta^{13}\text{C}$ and $\delta^{15}\text{N}$ in whole blood of short-tailed shearwaters were lower (with no isotopic niche overlap) than those of the other species in each region in all three

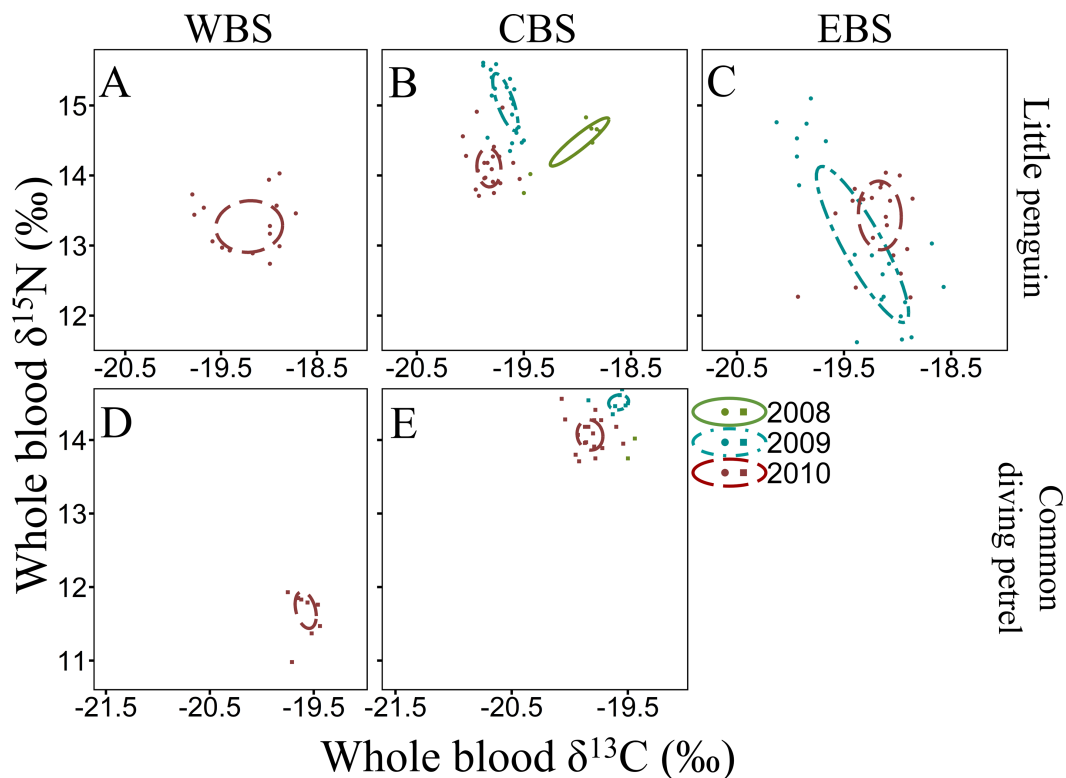


Figure 4 Winter inter-annual variation of $\delta^{13}\text{C}$ and $\delta^{15}\text{N}$ values (‰) in whole blood of little penguins (A, B, C) and common diving petrels (D, E): western Bass Strait (WBS), central Bass Strait (CBS) and eastern Bass Strait (EBS). Solid lines represent the standard ellipses corrected for sample size (SEAc) based on $\delta^{13}\text{C}$ and $\delta^{15}\text{N}$ values in winter 2008, 2009 and 2010. Note that the range for x and y axes are different for each species.

Full-size DOI: 10.7717/peerj.8700/fig-4

years (paired t -test or Wilcoxon-test: $p < 0.01$, Table 3 and Table S5). In contrast, mean $\delta^{15}\text{N}$ values in blood of little penguins typically showed the greatest enrichment in both winter and summer, though this varied spatially and inter-annually (Tables 3 and 4). Isotopic $\delta^{13}\text{C}$ values of little penguins and fairy prions were relatively similar, but tended to be higher than those of common diving-petrels in winter, particularly in CBS. While the isotopic niche of the fairy prion overlapped sparsely with the common diving petrel (SEA_B overlap $< 8.1\%$), and with little penguin in 2009 and 2011 (SEA_B overlap $< 4.9\%$), niche overlap with the little penguin was important in 2010 (maximum SEA_B overlap = 21.8% in winter 2010 in WBS, Table S5).

DISCUSSION

Foraging niches of sympatric seabird species diverge in a variety of spatial and temporal ways (Waugh & Weimerskirch, 2003; González-Solís, Croxall & Afanasyev, 2008; Davies et al., 2009). Bass Strait is occupied by an abundant marine avifauna (Ross et al., 2001), with little previously known of the trophic niches of most species. Combining stomach contents and stable isotope analyses, the present study has shown that the four most abundant and

ubiquitous species generally occupy different trophic niches that vary among regions, years and season.

Diet

The little penguin is considered an inshore generalist forager relying mostly on small pelagic prey such as Clupeiformes (Cullen, Montague & Hull, 1992; Chiaradia et al., 2010; Sutton, Hoskins & Arnould, 2015). In the present study, stomach contents of little penguins in summer were similar to that previously reported, with Australian anchovy and post-larval fish contributing the majority of samples. In contrast, winter stomach contents were dominated by jack mackerel, highlighting a seasonal switch in the availability of the main prey of little penguins. Such differences have also been shown in little penguins from Albatross Island in southern Bass Strait (Gales & Pemberton, 1990) and Phillip Island in northern Bass Strait (Cavallo et al., 2018). While recent studies have observed that jellyfish can contribute a substantial proportion of the little penguin diet (Sutton, Hoskins & Arnould, 2015; Cavallo et al., 2018), no evidence of such prey were found in the present study. This could potentially be due to rapid digestion of gelatinous prey in comparison to fish or crustaceans (Cavallo et al., 2018), emphasising the limitation of traditional stomach content analyses, or reflect inter-annual differences in available prey types.

Stomach contents of short-tailed shearwaters in the present study were similar to those of individuals from Tasmania (Weimerskirch & Cherel, 1998; Cherel, Hobson & Weimerskirch, 2005). The main identified prey was the coastal krill, indicating that sampled birds were mostly returning from short foraging trips over the continental shelf (Blackburn, 1980; Weimerskirch & Cherel, 1998). Indeed, during the breeding season, short-tailed shearwaters alternate between short (1–2 d) local trips within 35–70 km of the colony and long trips (10–20 d) to Antarctic waters (Weimerskirch & Cherel, 1998; Woehler, Raymond & Watts, 2006; Raymond et al., 2010; Einoder et al., 2011; Berlincourt & Arnould, 2015b) where they feed mainly on coastal krill, and myctophid fish and Antarctic krill, respectively (Montague, Cullen & Fitzherbert, 1986; Weimerskirch & Cherel, 1998). In the 2010 samples, a limited number of birds ($n = 4$) had stomach contents dominated by stomach oil and digested *Euphausia* sp, suggesting they had returned from long trips to Antarctic waters (Weimerskirch & Cherel, 1998).

Coastal krill occurs in neritic waters of eastern Australia, where other krill species are rare or absent (Blackburn, 1980). Due to its abundance, it plays a key role in the coastal ecosystem, reflected by its dominance in the diets of various cetacean, seabirds and fish species (O'Brien, 1988; Gill et al., 2011; Woehler et al., 2014). Despite limited data on the diet of fairy prions and common diving petrels in Bass Strait, their stomach contents confirmed the importance of coastal krill to these species in the Australasian region (Harper, 1976; Schumann, Arnould & Dann, 2008). These results, together with estimates of trip duration in previous studies (1–3 d trips at sea, Harper, 1976; Bocher Cherel & Hobson, 2000; Bocher, Labidoire & Cherel, 2000; Navarro et al., 2013; Zhang et al., 2018), suggest that both breeding fairy prions and common diving petrels most likely forage within Bass Strait or in the vicinity of the continental shelf. This analysis emphasises the value of a multi-tools approach when considering niche segregation, as here, while stomach

analysis can suggest substantial dietary overlap among the procellariiforms, isotopic and tracking analysis may be able to tease the species apart into separate foraging niches.

Spatial variability in isotopic niche

Since whole blood integrates dietary information over approximately four weeks (*Bearhop et al., 2002*), it might be expected that isotopic values for short-tailed shearwaters would reflect a combination of both their local and Antarctic foraging areas (*Berlincourt & Arnould, 2015b*), thereby masking any differences in blood isotope values between foraging zones. However, *Cherel, Hobson & Weimerskirch (2005)* showed that while most of the food consumed by short-tailed shearwaters during short local trips is allocated to their chick, adults feed for themselves when foraging farther south and, therefore, have a truly Antarctic blood isotopic signature. In the present study, values of $\delta^{13}\text{C}$ in whole blood of short-tailed shearwaters were comparable to those of other procellariiforms foraging in subantarctic waters (*Cherel et al., 2002a; Cherel et al., 2002b; Quillfeldt, McGill & Furness, 2005*) but were slightly higher than those in plasma of short-tailed shearwaters from south Tasmania (*Cherel, Hobson & Weimerskirch, 2005*).

Interestingly, the $\delta^{13}\text{C}$ values of short-tailed shearwaters varied significantly between the three study regions in Bass Strait, indicating possible foraging spatial segregation within the Southern Ocean by individuals from the different regions. As $\delta^{13}\text{C}$ values are higher in subtropical than in Antarctic waters (*Cherel & Hobson, 2007; Jaeger et al., 2010*), this suggests a latitudinal segregation in the foraging areas between the three sampled populations. However, this variation was not consistent across years, with strong inter-annual variability in $\delta^{13}\text{C}$ values for birds from WBS and EBS compared to CBS. This could suggest not only colony-specific niche segregation but also density-dependent competition (*Ainley et al., 2004; Wakefield et al., 2013*), with the smallest colonies having a more flexible foraging area. Indeed, the CBS population is considerably bigger than the WBS and EBS populations, with 755,400, 30,000 and 6,000 breeding pairs, respectively (*Bowker, 1980; Pescott, 1976; Fullagar & Heyligers, 1996; Schumann, Dann & Arnould, 2014*). This is in accordance with previous tracking studies (*Berlincourt & Arnould, 2015b*) that observed inter-annual longitudinal and latitudinal variation in the long trip foraging areas of short-tailed shearwater from the small populations in WBS and EBS. Despite the geographic and temporal differences in $\delta^{13}\text{C}$ observed, there were no major differences in the $\delta^{15}\text{N}$ values between regions in the present study, highlighting the consistency of the diet of short-tailed shearwaters in the Southern Ocean.

For little penguins, fairy prions and common diving petrels, seasonal and geographic differences in isotopic signatures are likely to reflect differences in prey availability associated with the strength of the prevailing of ocean currents and upwelling systems in the different regions of Bass Strait. For example, the SAC may transport cold waters from the west into Bass Strait (*Mickelson, Dann & Cullen, 1992; Sandery & Kämpf, 2007*), weakening towards the east (*Sandery & Kämpf, 2007*) where the EAC increases in prevalence, bringing warmer nutrient-poor water into north-eastern Bass Strait (*Gibbs, 1992*). This was reflected in $\delta^{13}\text{C}$ values in the whole blood of little penguins and fairy prions, where values were systematically lower in CBS than in WBS and EBS. Similar observations have been reported

for Australian fur seals where $\delta^{13}\text{C}$ values in blood plasma of individuals from CBS were consistently lower than those from EBS (Arnould *et al.*, 2011). In winter, however, spatial differences in isotopic values declined. This may reflect the homogenization of Bass Strait waters in winter due to a greater influence of the SAC and SASW during this period (Prince, 2001; Sandery & Kämpf, 2007).

Inter-annual trophic variability

The isotope values in the whole blood of little penguins from WBS and CBS in summer are within the range previously reported from Phillip Island in CBS (Chiaradia *et al.*, 2010; Chiaradia *et al.*, 2012), with the exception of 2010 when $\delta^{15}\text{N}$ values were significantly lower in both regions. This could reflect fluctuations in isotopic baseline signatures due to different water masses and variable strength of the currents influencing the regions where individuals foraged. Indeed, as reported by Polito *et al.* (2019), variations in oceanic factors such as chlorophyll-*a* concentration can substantially alter mean isotope values independently of any change in the diet of the species. However, inter-annual variation in $\delta^{15}\text{N}$ values could also reflect a variation in main prey species consumed, with little penguins known to have important inter-annual variability in their diet (Gales & Pemberton, 1990; Cullen, Montague & Hull, 1992; Chiaradia *et al.*, 2010). In the present study, individuals from CBS in summer 2009 consumed predominantly Australian anchovy, a species exploiting higher trophic levels than other prey targeted by little penguins (Espinoza *et al.*, 2009; Van der Lingen *et al.*, 2009). As previously highlighted by Chiaradia *et al.* (2010), $\delta^{15}\text{N}$ values are higher during years with an important proportion of anchovy in little penguin diet. Therefore, it is likely that the low $\delta^{15}\text{N}$ values in summer 2010 in the present study was due to a depletion of Australian anchovy in the diet, potentially due to a reduced availability in the region. This is consistent with previous reports indicating inter-annual flexibility in little penguin at-sea foraging behaviour in relation to environmental conditions that directly influence prey abundance (Berlincourt & Arnould, 2015a; Camprasse *et al.*, 2017). Indeed, in WBS and CBS, the niche space occupied by little penguins in 2010 was much larger than in 2009 and 2011, indicating a larger trophic diversity (Layman *et al.*, 2007), possibly due to the absence of the usual main prey. Similarly, for both fairy prions and common diving petrels, $\delta^{15}\text{N}$ values in the whole blood of both species in the region varied substantially between years, suggesting a potential variation in the importance of their main prey (coastal krill) in their respective diet. Significant inter-annual differences in the density and biomass of coastal krill in southern Bass Strait have previously been observed (Young *et al.*, 1993).

Trophic and isotopic niche segregations

In the present study, interspecific comparisons of stomach contents and $\delta^{15}\text{N}$ values revealed that little penguins typically occupied the highest trophic positions of the four seabird species while short-tailed shearwaters always occupied the lowest. Little penguin $\delta^{15}\text{N}$ values were nevertheless lower than those of the top predators shy albatross and Australian fur seal (Arnould *et al.*, 2011; Cherel *et al.*, 2013), but were close to the values of the large Australasian gannet (Angel, Berlincourt & Arnould, 2016), that predominantly

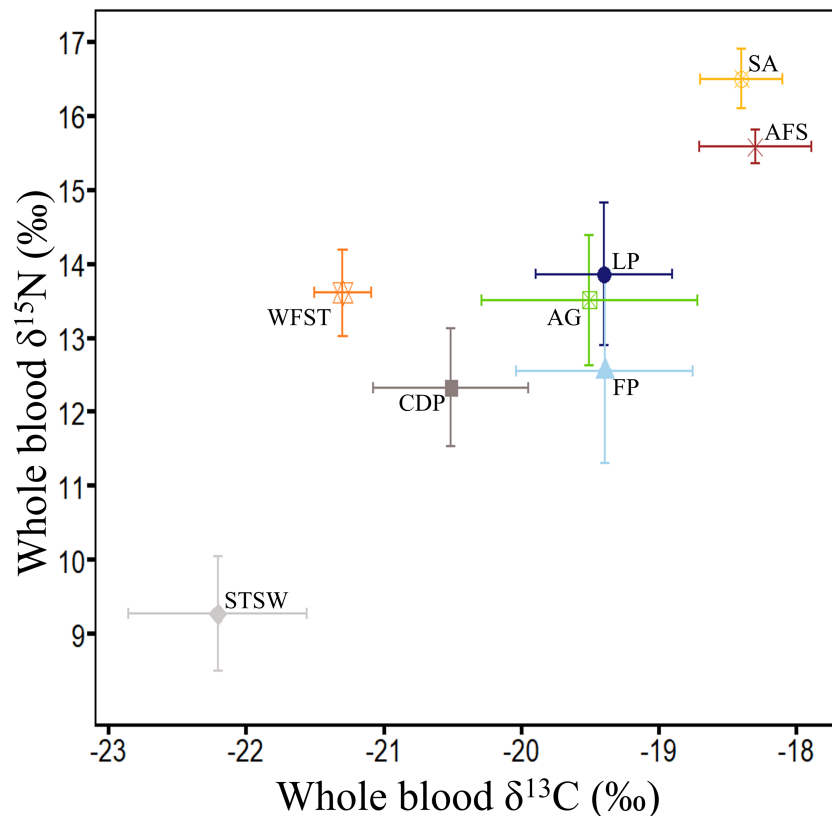


Figure 5 Summary of $\delta^{13}\text{C}$ and $\delta^{15}\text{N}$ values (‰) in whole blood of the main marine predators in Bass Strait region. Little penguin (LP, $n = 278$; present study; summer and winter combined), short-tailed shearwater (STSW, $n = 177$; present study; summer), fairy prion (FP, $n = 88$; present study; summer and winter combined), common diving petrel (CDP, $n = 38$; present study; winter), Australasian gannet (GA, $n = 27$; Angel, Berlincourt & Arnould, 2016; summer), white-faced storm petrel (WFST, $n = 17$; Underwood, 2012; summer), shy albatross (SA, $n = 8$; Cherel et al., 2013; summer) and Australian fur seal (AFS, $n = 242$; Arnould et al., 2011; winter). The isotopic values of WFST and SA were calculated from data on chick feathers (Underwood, 2012) and adult feathers (Cherel et al., 2013), respectively, and corrected using mean correction factors in Cherel et al. (2014).

Full-size DOI: 10.7717/peerj.8700/fig-5

consumes pilchards and anchovy (Bunce, 2001) (Fig. 5). In contrast, $\delta^{15}\text{N}$ values of short-tailed shearwaters, fairy prions and common diving petrels were remarkably lower than those of the much smaller white-faced storm petrels (Underwood, 2012) (Fig. 5), which consume a significant proportion of fish in addition to coastal krill (Underwood, 2012). These results, combined with the stomach content analysis, confirm that coastal krill was a key prey taxon in all three procellariiforms in central Bass Strait. During breeding, both fairy prions and common diving petrels return to the nest every night (Harper, 1976; Payne & Prince, 1979), suggesting that they forage mainly on the shelf near their colonies. Elsewhere, fairy prions take prey from the surface waters (Harper, 1987; Prince & Morgan, 1987) whereas common diving petrels exploit depths averaging 2–4 m (Navarro et al., 2013; Navarro, Votier & Phillips, 2014; Dunphy et al., 2015). Likewise, despite isotopic signatures showing self-maintenance feeding in the Southern Ocean,

short-tailed shearwaters forage on coastal krill over the shelf near colonies during short trips (Einoder *et al.*, 2011; Berlincourt & Arnould, 2015b), resulting in the potential for interspecific overlap in the foraging zones of the three procellariiforms. However, short-tailed shearwaters forage at deeper depths (average 13 m) during local trips (Weimerskirch & Cherel, 1998). While the foraging zones and dive depths of little penguins may overlap with those of short-tailed shearwaters (Berlincourt & Arnould, 2015a; Berlincourt & Arnould, 2015b), the limited distance travelled per trip and fish-based diet of little penguins would reduce competition with procellariiforms.

In addition to segregation of diet and foraging behaviour, the four species differ in their breeding phenologies. Common diving petrels, fairy prions and short-tailed shearwaters lay their eggs in late July, late October and late November, respectively (Harris, 1979; Marchant & Higgins, 1990). Thus, there is limited overlap in the breeding periods of the three procellariiforms. However, the protracted and variable breeding season of little penguins (Reilly & Cullen, 1981; Cullen, Montague & Hull, 1992) may overlap with the other species. Interspecific competition may, therefore, intensify in years of low fish prey availability. Indeed, previous studies have documented the presence of coastal krill in the diet of little penguin during years of low prey availability (Cullen, Montague & Hull, 1992).

The dependence of these seabird species on relatively few prey types (such as coastal krill, pilchard or anchovy) may increase the impacts of reductions in prey abundance. Climate models have described an intensification of the EAC due to large-scale changes in ocean circulation in the Southern Hemisphere (Cai, 2006), produced in association with an increasing trend in the Southern Annular Mode (Cai *et al.*, 2005). During years of intensified EAC, Young *et al.* (1993) reported a dramatic drop in coastal krill biomass. This is likely to adversely affect seabirds in the region (Mills *et al.*, 2008; Chambers *et al.*, 2011). Similarly, significant mortality events, poor chick growth and population declines in short-tailed shearwaters in Tasmania have been previously attributed to local prey shortages (Vertigan, 2010). Declines in coastal krill availability may also indirectly impact little penguins since this species is an important dietary component of several of their prey taxa (Harris *et al.*, 1991; O'Brien, 1988). The predicted increase in the strength of the EAC with climate change (Cai *et al.*, 2005) could, therefore, have severe negative consequences for the Bass Strait seabird community (Chambers *et al.*, 2011).

CONCLUSIONS

In summary, the present study has shown that the isotopic niches of seabirds in Bass Strait vary significantly between regions, years and seasons. These differences are likely to result from changes in prey availability driven by variations in ocean currents and local productivity. Despite interspecific similarities in diet, divergence in the relative foraging niche is likely to reduce interspecific competition for prey, though this may become more important in years of low prey availability. The low diversity of prey taxa ingested by these seabirds suggests that they are vulnerable to changes in the availability of key prey. In order to better understand the foraging niches of the Bass Strait community of seabirds, as well as their capacity to adapt to changing environmental conditions, more

detailed information on their foraging zones and feeding behaviour is required. This is particularly important for the small procellariiforms in light of the paucity of information in south-eastern Australia, in contrast to the numerous studies that have been conducted on little penguins and short-tailed shearwaters in the region (e.g., *Ropert-Coudert et al., 2004*; *Ropert-Coudert, Kato & Chiaradia, 2009*; *Cleeland, Lea & Hindell, 2014*; *Berlincourt & Arnould, 2015a*; *Berlincourt & Arnould, 2015b*). Such information may help elucidate the likelihood of interspecific competition in this assemblage of seabirds.

ACKNOWLEDGEMENTS

The contribution of Dr Roger Kirkwood and Dr Michael Lynch who collected blood samples from Lady Julia Percy Island during some seasons, and Dr Tom Montague who provided information on identification of fish prey remains using mouth parts and scales is gratefully acknowledged. We thank Dr Alice Carravieri who provided useful comments on the later version of the manuscript, and Dr Tim Poupart and Dr Paul Tixier for their respective help on statistical analysis and R code.

ADDITIONAL INFORMATION AND DECLARATIONS

Funding

Funding was provided by the Winifred Violet Scott Charitable Trust fund and Stuart Leslie Bird Research Award. The funders had no role in study design, data collection and analysis, decision to publish, or preparation of the manuscript.

Grant Disclosures

The following grant information was disclosed by the authors:

Winifred Violet Scott Charitable Trust fund and Stuart Leslie Bird Research Award.

Competing Interests

The authors declare there are no competing interests and Peter Dann is employed by Phillip Island Nature Parks.

Author Contributions

- Aymeric Fromant analyzed the data, prepared figures and/or tables, authored or reviewed drafts of the paper, and approved the final draft.
- Nicole Schumann conceived and designed the experiments, performed the experiments, authored or reviewed drafts of the paper, and approved the final draft.
- Peter Dann and John P.Y. Arnould conceived and designed the experiments, authored or reviewed drafts of the paper, and approved the final draft.
- Yves Cherel analyzed the data, authored or reviewed drafts of the paper, and approved the final draft.

Animal Ethics

The following information was supplied relating to ethical approvals (i.e., approving body and any reference numbers):

All research was conducted under permit from Deakin University (AWC A9-2008).

Field Study Permissions

The following information was supplied relating to field study approvals (i.e., approving body and any reference numbers):

Field experiments were approved by the Department of Sustainability and Environment (Permit No. 10004530), and access to the islands was provided by Parks Victoria.

Data Availability

The following information was supplied regarding data availability:

The raw data are available in a [Supplementary File](#).

Supplemental Information

Supplemental information for this article can be found online at <http://dx.doi.org/10.7717/peerj.8700#supplemental-information>.

REFERENCES

- Ainley DG, Ribic CA, Ballard G, Heath S, Gaffney I, Karl BJ, Barton KJ, Wilson PR, Webb S. 2004. Geographic structure of Adelie penguin populations: overlap in colony-specific foraging areas. *Ecological Monographs* 74(1):159–178 DOI 10.1890/02-4073.
- Alderman RL, Gales R, Tuck GN, Lebreton JD. 2011. Global population status of shy albatross and an assessment of colony-specific trends and drivers. *Wildlife Research* 38:672–686 DOI 10.1071/WR10199.
- Amélineau F, Grémillet D, Bonnet D, Bot TL, Fort J. 2016. Where to forage in absence of sea ice? Bathymetry as a key factor for an Arctic seabird. *PLOS ONE* 11:e0157764 DOI 10.1371/journal.pone.0157764.
- Angel LP, Berlincourt M, Arnould JPY. 2016. Pronounced inter-colony variation in the foraging ecology of Australian gannets: influence of habitat differences. *Marine Ecology Progress Series* 556:261–272 DOI 10.3354/meps11845.
- Arnould JPY, Cheral Y, Gibbens J, White JG, Littnan CL. 2011. Stable isotopes reveal inter-annual and inter-individual variation in the diet of female Australian fur seals. *Marine Ecology Progress Series* 422:291–302 DOI 10.3354/meps08933.
- Baird PH. 1991. Optimal foraging and intraspecific competition in the tufted puffin. *The Condor* 93:503–515 DOI 10.2307/1368182.
- Barger CP, Young RC, Cable JM, Ito M, Kitaysky AS. 2016. Resource partitioning between sympatric seabird species increases during chick-rearing. *Ecosphere* 9:e01447.
- Bates D, Maechler M, Bolker B, Walker S. 2014. lme4: linear mixed-effects models using Eigen and S4. R package version 1.1-6. Available at <http://CRAN.R-project.org/package=lme4>.
- Bearhop S, Waldron S, Votier SC, Furness RW. 2002. Factors that influence assimilation rates and fractionation of nitrogen and carbon stable isotopes in avian blood and feathers. *Physiological and Biochemical Zoology* 75:451–458 DOI 10.1086/342800.

- Berlincourt M, Arnould JPY. 2015a.** Influence of environmental conditions on foraging behaviour and its consequences on reproductive performance in little penguins. *Marine Biology* **162**:1485–1501 DOI [10.1007/s00227-015-2685-x](https://doi.org/10.1007/s00227-015-2685-x).
- Berlincourt M, Arnould JPY. 2015b.** Breeding short-tailed shearwaters buffer local environmental variability in south-eastern Australia by foraging in Antarctic waters. *Movement Ecology* **3**:Article 16 DOI [10.1186/s40462-015-0044-7](https://doi.org/10.1186/s40462-015-0044-7).
- Blackburn M. 1980.** Observations on the distribution of *Nyctiphanes australis* Sars (Crustacea, Euphausiidae) in Australian waters. *Rep Div Fish Oceanogr CSIRO* **119**:1–10.
- Bocher P, Cherel Y, Hobson KA . 2000.** Complete trophic segregation between south georgian and common diving petrels during breeding at Iles Kerguelen, Euphausiidae) in Australian waters. *Marine Ecology Progress Series* **208**:249–264 DOI [10.3354/meps208249](https://doi.org/10.3354/meps208249).
- Bocher P, Labidoire B, Cherel Y. 2000.** Maximum dive depths of common diving petrels (*Pelecanoides urinatrix*) during the annual cycle at Mayes Island, Kerguelen. *Journal of Zoology, London* **251**:517–524 DOI [10.1111/j.1469-7998.2000.tb00807.x](https://doi.org/10.1111/j.1469-7998.2000.tb00807.x).
- Bond AL, Jones IL. 2009.** A practical introduction to stable-isotope analysis for seabird biologists: approaches, cautions and caveats. *Marine Ornithology* **37**:183–188.
- Bowker GM. 1980.** Griffiths Island. *Corella* **4**:104–106.
- Brooke MDL. 2004.** The food consumptions of the world's seabirds. *Proceedings of the Royal Society B: Biological Sciences* **271**:S246–S248.
- Brothers N, Pemberton D, Pryor H, Halley V. 2001.** *Tasmania's offshore islands: seabirds and other natural features*. Hobart: Tasmanian Museum and Art Gallery.
- Bunce A. 2001.** Prey consumption of Australasian gannets (*Morus serrator*) breeding in Port Phillip Bay, southeast Australia, and potential overlap with commercial fisheries. *ICES Journal of Marine Science* **58**:904–915 DOI [10.1006/jmsc.2001.1083](https://doi.org/10.1006/jmsc.2001.1083).
- Bunce A, Norman FI, Brothers N, Gales R. 2002.** Long-term trends in the Australasian gannet (*Morus serrator*) population in Australia: the effect of climate change and commercial fisheries. *Marine Biology* **141**:263–269 DOI [10.1007/s00227-002-0838-1](https://doi.org/10.1007/s00227-002-0838-1).
- Cai W. 2006.** Antarctic ozone depletion causes an intensification of the Southern Ocean super-gyre circulation. *Geophysical Research Letters* **33**:Article L03712.
- Cai W, Shi G, Cowan T, Bi D, Ribbe J. 2005.** The response of the Southern Annular Mode, the East Australian Current, and the southern mid-latitude ocean circulation to global warming. *Geophysical Research Letters* **32**:Article L23706 DOI [10.1029/2005GL024701](https://doi.org/10.1029/2005GL024701).
- Camprasse ECM, Sutton GJ, Berlincourt M, Arnould JPY. 2017.** Changing with the times: little penguins exhibit flexibility in foraging behaviour and low behavioural consistency. *Marine Biology* **164**:Article 169 DOI [10.1007/s00227-017-3193-y](https://doi.org/10.1007/s00227-017-3193-y).
- Cavallo C, Chiaradia A, Deagle BE, McInnes JC, Sánchez S, Hays GC, Reina RD. 2018.** Molecular analysis of predator scats reveals role of salps in temperate inshore food webs. *Frontiers in Marine Science* **5**:Article 381 DOI [10.3389/fmars.2018.00381](https://doi.org/10.3389/fmars.2018.00381).

- Chambers LE, Devney CA, Congdon BC, Dunlop N, Woehler E, Dann P. 2011.** Observed and predicted effects of climate on Australian seabirds. *Emu* **111**:235–251 DOI [10.1071/MU10033](https://doi.org/10.1071/MU10033).
- Cherel Y, Bocher P, De Broyer C, Hobson KA. 2002a.** Food and feeding ecology of the sympatric thin-billed prion *Pachyptila belcheri* and Antarctic *P. Desolata* prions at Iles Kerguelen, Southern Indian Ocean. *Marine Ecology Progress Series* **228**:263–281 DOI [10.3354/meps228263](https://doi.org/10.3354/meps228263).
- Cherel Y, Bocher P, Trouvé C, Weimerskirch H. 2002b.** Diet and feeding ecology of blue petrels *Halobaena caerulea* at Iles Kerguelen, Southern Indian Ocean. *Marine Ecology Progress Series* **228**:283–299 DOI [10.3354/meps228283](https://doi.org/10.3354/meps228283).
- Cherel Y, Hobson KA, Hassani S. 2005.** Isotopic discrimination between food and blood and feathers of captive penguins: implications for dietary studies in the wild. *Physiological and Biochemical Zoology* **78**:106–115 DOI [10.1086/425202](https://doi.org/10.1086/425202).
- Cherel Y, Hobson KA, Weimerskirch H. 2005.** Using stable isotopes to study resource acquisition and allocation in procellariiform seabirds. *Oecologia* **145**:533–540 DOI [10.1007/s00442-005-0156-7](https://doi.org/10.1007/s00442-005-0156-7).
- Cherel Y, Hobson KA. 2007.** Geographical variation in carbon stable isotope signatures of marine predators: a tool to investigate their foraging areas in the Southern Ocean. *Marine Ecology Progress Series* **329**:281–287 DOI [10.3354/meps329281](https://doi.org/10.3354/meps329281).
- Cherel Y, Jaeger A, Alderman R, Jaquemet S, Richard P, Wanless RM, Phillips RA, Thompson DR. 2013.** A comprehensive isotopic investigation of habitat preferences in nonbreeding albatrosses from the Southern Ocean. *Ecography* **36**:277–286 DOI [10.1111/j.1600-0587.2012.07466.x](https://doi.org/10.1111/j.1600-0587.2012.07466.x).
- Cherel Y, Jaquemet S, Maglio A, Jaeger A. 2014.** Differences in $\delta^{13}\text{C}$ and $\delta^{15}\text{N}$ values between feathers and blood of seabird chicks: implications for non-invasive isotopic investigations. *Marine Biology* **161**:229–237 DOI [10.1007/s00227-013-2314-5](https://doi.org/10.1007/s00227-013-2314-5).
- Chiaradia A, Costalunga A, Kerry K. 2003.** The diet of little penguins (*Eudyptula minor*) at Phillip Island. *Emu* **103**:43–48 DOI [10.1071/MU02020](https://doi.org/10.1071/MU02020).
- Chiaradia A, Forero MG, Hobson KA, Cullen JM. 2010.** Changes in diet and trophic position of a top predator ten years after a mass mortality of a key prey. *ICES Journal of Marine Science* **67**:1710–1720 DOI [10.1093/icesjms/fsq067](https://doi.org/10.1093/icesjms/fsq067).
- Chiaradia A, Forero MG, Hobson KA, Swearer SE, Hume F, Renwick L, Dann P. 2012.** Diet segregation between two colonies of little penguins *Eudyptula minor* in south-east Australia. *Austral Ecology* **37**:610–619 DOI [10.1111/j.1442-9993.2011.02323.x](https://doi.org/10.1111/j.1442-9993.2011.02323.x).
- Clelland JB, Lea MA, Hindell MAP. 2014.** Use of the Southern Ocean by breeding short-tailed shearwaters (*Puffinus tenuirostris*). *Journal of Experimental Marine Biology and Ecology* **450**:109–117 DOI [10.1016/j.jembe.2013.10.012](https://doi.org/10.1016/j.jembe.2013.10.012).
- Collins M, Cullen JM, Dann P. 1999.** Seasonal and annual foraging movements of little penguins from Phillip Island Victoria. *Wildlife Research* **26**:705–721 DOI [10.1071/WR98003](https://doi.org/10.1071/WR98003).
- Croxall JP, Trathan PN, Murphy EJ. 2002.** Environmental change and Antarctic seabird populations. *Science* **297**:1510–1514 DOI [10.1126/science.1071987](https://doi.org/10.1126/science.1071987).

- Cullen JM, Montague TL, Hull C. 1992.** Food of little penguins *Eudyptula minor* in Victoria: comparison of three localities between 1985 and 1988. *Emu* **91**:318–341.
- Dann P, Norman FI. 2006.** Population regulation in little penguins (*Eudyptula minor*): the role of intraspecific competition for nesting sites and food during breeding. *Emu* **106**(4):269–289.
- Davies WE, Hipfner JM, Hobson KA, Ydenberg RC. 2009.** Seabird seasonal trophodynamics: isotopic patterns in a community of pacific alcids. *Marine Ecology Progress Series* **382**:211–219 DOI [10.3354/meps07997](https://doi.org/10.3354/meps07997).
- Duffy DC, Jackson S. 1986.** Diet studies of seabirds: a review of methods. *Colonial Waterbirds* **9**:1–17 DOI [10.2307/1521138](https://doi.org/10.2307/1521138).
- Dunphy BJ, Taylor GA, Landers TJ, Sagar RL, Chilvers BL, Ranjard L, Rayner MJ. 2015.** Comparative seabird diving physiology: first measures of haematological parameters and oxygen stores in three New Zealand Procellariiformes. *Marine Ecology Progress Series* **523**:187–198 DOI [10.3354/meps11195](https://doi.org/10.3354/meps11195).
- Einoder LD, Page B, Goldsworthy SD, De Little SC, Bradshaw CJA. 2011.** Exploitation of distant antarctic waters and close neritic waters by short-tailed shearwaters breeding in south australia. *Austral Ecology* **36**:461–475 DOI [10.1111/j.1442-9993.2010.02176.x](https://doi.org/10.1111/j.1442-9993.2010.02176.x).
- Espinoza P, Bertrand A, Van der Lingen CD, Garrido S, Mendiola BR. 2009.** Diet of sardine (*Sardinops sagax*) in the northern Humboldt Current system and comparison with the diets of clupeoids in this and other eastern boundary upwelling systems. *Progress in Oceanography* **83**:242–250 DOI [10.1016/j.pocan.2009.07.045](https://doi.org/10.1016/j.pocan.2009.07.045).
- Feng M, Caputi N, Pearce A. 2012.** The Leeuwin Current. In: Poloczanska ES, Hobday AJ, Richardson AJ, eds. A marine climate change impacts and adaptations report card for Australia 2012. Available at [http:// www.oceanclimatechange.org.au](http://www.oceanclimatechange.org.au) (accessed on 25 September 2012).
- Fullagar PJ, Heyligers PC. 1996.** Gabo Island Shearwater Surveys, 1995 and 1996. MI Partners, Moruya.
- Furlani D, Gales R, Pemberton D. 2007.** *Otoliths of common australian temperate fish*. Collingwood: CSIRO Publishing.
- Gales R. 1987.** Validation of the stomach flushing technique for obtaining stomach contents of penguins. *Ibis* **129**:335–43.
- Gales R, Pemberton D. 1990.** Seasonal and local variation in the diet of the little penguin, *Eudyptula minor*, in Tasmania. *Australian Wildlife Research* **17**:231–259 DOI [10.1071/WR9900231](https://doi.org/10.1071/WR9900231).
- Gibbs CF. 1992.** Oceanography of Bass Strait: implications for the food supply of little penguins *Eudyptula minor*. *Emu* **91**:395–401.
- Gibbs CF, Arnott GH, Longmore AR, Marchant JW. 1991.** Nutrient and plankton distribution near a shelf break front in the region of the Bass Strait cascade. *Australian Journal of Marine and Freshwater Research* **42**:201–217 DOI [10.1071/MF9910201](https://doi.org/10.1071/MF9910201).
- Gibbs CF, Tomczak Jr M, Longmore AR. 1986.** The nutrient regime of Bass Strait. *Australian Journal of Marine and Freshwater Research* **37**:451–466 DOI [10.1071/MF9860451](https://doi.org/10.1071/MF9860451).

- Gill PC, Morrice MG, Page B, Pirzl R, Levings AH, Coyne M. 2011.** Blue whale habitat selection and within-season distribution in a regional upwelling system off southern Australia. *Marine Ecology Progress Series* **421**:243–263 DOI [10.3354/meps08914](https://doi.org/10.3354/meps08914).
- González-Solís J, Croxall JP, Afanasyev V. 2008.** Offshore spatial segregation in giant petrels *Macronectes* spp.: differences between species, sexes and seasons. *Aquatic Conservation: Marine and Freshwater Ecosystems* **17**:S22–S36.
- Granroth-Wilding H MV, Phillips RA. 2019.** Segregation in space and time explains the coexistence of two sympatric sub-Antarctic petrels. *Ibis* **161**:101–116 DOI [10.1111/ibi.12584](https://doi.org/10.1111/ibi.12584).
- Harper PC. 1976.** Breeding biology of the fairy prion (*Pachyptila turtur*) at the Poor Knights Islands, New Zealand. *New Zealand Journal of Zoology* **3**:351–371.
- Harper PC. 1987.** Feeding behaviour and other notes on 20 species of procellariiformes at sea. *Notornis* **34**:169–192.
- Harris GP, Griffiths FB, Clementson LA, Lyne V, Van der Doe H. 1991.** Seasonal and interannual variability in physical processes, nutrient cycling and the structure of the food chain in Tasmanian shelf waters. *Journal of Plankton Research* **13**:109–131.
- Harris MP. 1979.** The seabirds of the Victorian islands. A report to the Ministry for Conservation, Victorian State Government. Institute for Terrestrial Ecology Project Report No. 588, Natural Environment Research Council.
- Hedd A, Gales R. 2001.** The diet of shy albatrosses (*Thalassarche cauta*) at Albatross Island, Tasmania. *Journal of Zoology* **253**:69–90 DOI [10.1017/S0952836901000073](https://doi.org/10.1017/S0952836901000073).
- Hobson KA. 1993.** Trophic relationships among high arctic seabirds: insights from tissue-dependent stable-isotope models. *Marine Ecology Progress Series* **95**:7–18 DOI [10.3354/meps095007](https://doi.org/10.3354/meps095007).
- Hobson KA, Piatt JF, Pitocchel J. 1994a.** Using stable isotopes to determine seabird trophic relationships. *Journal of Animal Ecology* **63**:786–798.
- Hobson KA, Piatt JF, Pitocchel J. 1994b.** Using stable isotopes to determine seabird trophic relationships. *Journal of Animal Ecology* **63**:786–798 DOI [10.2307/5256](https://doi.org/10.2307/5256).
- Hobson KA, Welch HE. 1992.** Determination of trophic relationships within a high, Arctic marine food web using $\delta^{13}\text{C}$ and $\delta^{15}\text{N}$ analysis. *Marine Ecology Progress Series* **84**:9–18 DOI [10.3354/meps084009](https://doi.org/10.3354/meps084009).
- Jackson AL, Inger R, Parnell AC, Bearhop S. 2011.** Comparing isotopic niche widths among and within communities: SIBER – Stable Isotope Bayesian Ellipses in R. *Journal of Animal Ecology* **80**:595–602.
- Jaeger A, Connan M, Richard P, Cherel Y. 2010.** Use of stable isotopes to quantify seasonal changes of trophic niche and levels of population and individual specialisation in seabirds. *Marine Ecology Progress Series* **401**:269–277 DOI [10.3354/meps08380](https://doi.org/10.3354/meps08380).
- Jakubas D, Wojczulanis-Jakubas K, Iliszko LM, Strøm H, Stempniewicz L. 2017.** Habitat foraging niche of a High Arctic zooplanktivorous seabird in a changing environment. *Scientific Reports* **7**:16203 DOI [10.1038/s41598-017-16589-7](https://doi.org/10.1038/s41598-017-16589-7).
- Kokubun N, Yamamoto T, Sato N, Watanuki Y, Will A, Kitaysky AS, Takahashi A. 2016.** Foraging segregation of two congeneric diving seabird species breeding on St. George Island, Bering Sea. *Biogeosciences* **13**:2579–2591 DOI [10.5194/bg-13-2579-2016](https://doi.org/10.5194/bg-13-2579-2016).

- Layman CA, Arrington DA, Montaña CG, Post DM. 2007.** Can stable isotope ratios provide for community-wide measures of trophic structure? *Ecology* **88**:42–48 DOI [10.1890/0012-9658\(2007\)88\[42:CSIRPF\]2.0.CO;2](https://doi.org/10.1890/0012-9658(2007)88[42:CSIRPF]2.0.CO;2).
- Leitch TM, Dann P, Arnould JPY. 2014.** The diet of Pacific gulls (*Larus pacificus*) breeding at Seal Island in northern Bass Strait. *Australian Journal of Zoology* **62**:216–222 DOI [10.1071/ZO13066](https://doi.org/10.1071/ZO13066).
- Lu CC, Ickeringill R. 2002.** Cephalopod beak identification and biomass estimation techniques: tools for dietary studies of southern Australian finfishes. Museum Victoria, Reports (6) Museum Victoria. Fisheries Research and Development Corporation, Melbourne.
- Marchant S, Higgins PJ. 1990.** *Handbook of Australian, New Zealand and Antarctic birds*. vol. 1. Melbourne: Oxford University Press.
- Mickelson MJ, Dann P, Cullen JM. 1992.** Sea temperature in bass strait and breeding success of the little penguin *Eudyptula minor* at Phillip Island, south-eastern Australia. *Emu* **91**:355–368.
- Mills JA, Yarrall JW, Bradford-Grieve JM, Uddstrom MJ, Renwick JA, Merilä J. 2008.** The impact of climate fluctuation on food availability and reproductive performance of the planktivorous red-billed gull *Larus novaehollandiae scopulinus*. *Journal of Animal Ecology* **77**:1129–1142 DOI [10.1111/j.1365-2656.2008.01383.x](https://doi.org/10.1111/j.1365-2656.2008.01383.x).
- Montague TL, Cullen JM, Fitzherbert K. 1986.** The diet of the short-tailed shearwater *Puffinus tenuirostris* during its breeding season. *Emu* **86**:207–213 DOI [10.1071/MU9860207](https://doi.org/10.1071/MU9860207).
- Mori Y, Boyd I. 2004.** Segregation of foraging between two sympatric penguin species: does rate maximization make the difference? *Marine Ecology Progress Series* **275**:241–249 DOI [10.3354/meps275241](https://doi.org/10.3354/meps275241).
- Navarro J, Votier SC, Aguzzi J, Chiesa JJ, Forero MG, Phillips RA. 2013.** Ecological segregation in space, time and trophic niche of sympatric planktivorous petrels. *PLOS ONE* **8**(4):e62897.
- Navarro J, Votier SC, Phillips RA. 2014.** Diving capabilities of diving petrels. *Polar Biology* **37**:897–901 DOI [10.1007/s00300-014-1483-0](https://doi.org/10.1007/s00300-014-1483-0).
- Neira FJ, Miskiewicz AG, Trnski T. 1998.** *Larvae of temperate Australian fishes*. Nedlands: University of Western Australia Press.
- O'Brien DP. 1988.** Surface schooling behaviour of the coastal krill *Nyctiphanes australis* (Crustacea: Euphausiacea) off Tasmania, Australia. *Marine Ecology Progress Series* **42**:219–233 DOI [10.3354/meps042219](https://doi.org/10.3354/meps042219).
- Payne MR, Prince PA. 1979.** Identification and breeding biology of the diving petrels *Pelecanoides georgicus* and *P. urinatrix exsul* at South Georgia. *New Zealand Journal of Zoology* **6**:299–318.
- Pescott TW. 1976.** Seabird islands No 27. Lady Julia Percy Island, Victoria. *The Australian Bird bander* **14**(1):29–31.
- Phillips RA, Croxall JP, Silk JRD, Briggs DR. 2008.** Foraging ecology of albatrosses and petrels from South Georgia: two decades of insights from tracking technologies. *Aquatic Conservation: Marine and Freshwater Ecosystems* **17**:S6–S21.

- Phillips RA, Silk JRD, Croxall JP. 2005.** Foraging and provisioning strategies of the light-mantled sooty albatross at South Georgia: competition and co-existence with sympatric pelagic predators. *Marine Ecology Progress Series* **285**:259–270 DOI [10.3354/meps285259](https://doi.org/10.3354/meps285259).
- Phillips RA, Silk JRD, Phalan B, Catry P, Croxall JP. 2004.** Seasonal sexual segregation in two *Thalassarche* albatross species: competitive exclusion, reproductive role specialization or foraging niche divergence? *Proceedings of the Royal Society Biological Sciences Series B* **271**:1283–1291 DOI [10.1098/rspb.2004.2718](https://doi.org/10.1098/rspb.2004.2718).
- Polito MJ, Trivelpiece WZ, Reiss CS, Trivelpiece SG, Hinke JT, Patterson WP, Emslie SD. 2019.** Intraspecific variation in a dominant prey species can bias marine predator dietary estimates derived from stable isotope analysis. *Limnology and Oceanography: Methods* **17**(4):292–303 DOI [10.1002/lom3.10314](https://doi.org/10.1002/lom3.10314).
- Pratte I, Robertson GJ, Mallory ML. 2017.** Four sympatrically nesting auks show clear resource segregation in their foraging environment. *Marine Ecology Progress Series* **572**:243–254 DOI [10.3354/meps12144](https://doi.org/10.3354/meps12144).
- Prince JD. 2001.** Ecosystem of the South East Fishery (Australia), and fisher lore. *Marine and Freshwater Research* **52**:431–439 DOI [10.1071/MF00042](https://doi.org/10.1071/MF00042).
- Prince PA, Morgan RA. 1987.** Diet and feeding ecology of procellariiformes. Cambridge: Cambridge University Press, 135–171.
- Quillfeldt P, McGill RAR, Furness RW. 2005.** Diet and foraging areas of Southern Ocean seabirds and their prey inferred from stable isotopes: review and case study of Wilson's storm-petrel. *Marine Ecology Progress Series* **295**:295–304 DOI [10.3354/meps295295](https://doi.org/10.3354/meps295295).
- R Development Core Team. 2018.** R: a language and environment for statistical computing. version 3.5.1. Vienna: R Foundation for Statistical Computing.
- Raymond B, Shaffer SA, Sokolov S, Woehler EJ, Costa DP, Einoder L, Hindell M, Hosie G, Pinkerton M, Sagar PM, Scott D, Smith A, Thompson DR, Vertigan C, Weimerskirch H. 2010.** Shearwater foraging in the Southern Ocean: the roles of prey availability and winds. *PLOS ONE* **5**(6):e10960.
- Reilly PN, Cullen JM. 1981.** The little penguin *Eudyptula minor* in Victoria, II: Breeding. *Emu* **81**:1–19 DOI [10.1071/MU9810001](https://doi.org/10.1071/MU9810001).
- Ridgeway KR, Condie SA. 2004.** The 5500-km-long boundary flow off western and southern Australia. *Journal of Geophysical Research* **109**:Article C04017.
- Ridgeway KR, Godfrey JS. 1997.** Seasonal cycle of the East Australian Current. *Journal of Geophysical Research* **102**:22921–22936 DOI [10.1029/97JC00227](https://doi.org/10.1029/97JC00227).
- Ridoux V. 1994.** The diets and dietary segregation of seabirds at the subantarctic Crozet Island. *Marine Ornithology* **22**:1–192.
- Ritz D, Swadling K, Hosie G, Cazassus F. 2003.** *Guide to the zooplankton of south eastern Australia*. Hobart: Fauna of Tasmania Committee, University of Tasmania.
- Ropert-Coudert Y, Kato A, Chiaradia A. 2009.** Impact of small-scale environmental perturbations on local marine food resources: a case study of a predator, the little penguin. *Proceedings of the Royal Society B: Biological Sciences* **276**:4105–4109 DOI [10.1098/rspb.2009.1399](https://doi.org/10.1098/rspb.2009.1399).

- Ropert-Coudert Y, Wilson RP, Daunt F, Kato A. 2004.** Patterns of energy acquisition by a central place forager: benefits of alternating short and long foraging trips. *Behavioral Ecology* 15:824–830 DOI [10.1093/beheco/arh086](https://doi.org/10.1093/beheco/arh086).
- Ross GJB, Burbidge AA, Brothers N, Canty P, Dann P, Fuller PJ, Kerry KR, Norman FI, Menkhorst PW, Pemberton D, Shaughnessy G, Shaughnessy PD, Smith GC, Stokes T, Tranter J. 2001.** The status of Australia's seabirds. In: Zann LP, Kailola P, eds. The state of the marine environment report for Australia technical annex: 1 the marine environment. Ocean Rescue 2000. Department of the Environment, Sport and Territories, Canberra 167–182.
- Sandery PA, Kämpf J. 2005.** Winter-spring flushing of Bass Strait, south-eastern Australia: a numerical modelling study. *Estuarine Coastal and Shelf Science* 63:23–31 DOI [10.1016/j.ecss.2004.10.009](https://doi.org/10.1016/j.ecss.2004.10.009).
- Sandery PA, Kämpf J. 2007.** Transport timescales for identifying seasonal variation in Bass Strait, south-eastern Australia. *Estuarine Coastal and Shelf Science* 74:684–696 DOI [10.1016/j.ecss.2007.05.011](https://doi.org/10.1016/j.ecss.2007.05.011).
- Schoener TW. 1974.** Resource partitioning in ecological communities. *Science* 185:27–39 DOI [10.1126/science.185.4145.27](https://doi.org/10.1126/science.185.4145.27).
- Schumann N, Arnould JPY, Dann P. 2008.** Diet of common diving-petrels (*Pelecanoides urinatrix urinatrix*) in southeastern Australia during chick rearing. *Waterbirds* 31:620–624.
- Schumann N, Dann P, Arnould JPY. 2014.** The significance of northern-central Bass Strait in south-eastern Australia as habitat for burrowing seabirds. *Emu* 114:234–240 DOI [10.1071/MU13048](https://doi.org/10.1071/MU13048).
- Surman CA, Wooller RD. 2003.** Comparative foraging ecology of five sympatric terns at a sub-tropical island in the eastern Indian Ocean. *Journal of Zoology, London* 259:219–230 DOI [10.1017/S0952836902003047](https://doi.org/10.1017/S0952836902003047).
- Sutton GJ, Hoskins AJ, Arnould JP. 2015.** Benefits of group foraging depend on prey type in a small marine predator, the little penguin. *PLOS ONE* 10.
- Taylor AR, Dann P, Arnould JPY. 2013.** Timing of breeding and diet of the black-faced cormorant *Phalacrocorax fuscescens*. *Marine Ornithology* 41:23–27.
- Tollit DJ, Steward MJ, Thompson PM, Pierce GJ, Santos MB, Hughes S. 1997.** Species and size differences in the digestion of otoliths and beaks: implications for estimates of pinniped diet composition. *Canadian Journal of Fisheries and Aquatic Sciences* 54:105–119 DOI [10.1139/f96-264](https://doi.org/10.1139/f96-264).
- Underwood MP. 2012.** *Does size matter? Sex differences in white-faced storm petrels' ecology*. Melbourne: Deakin University.
- Van der Lingen CD, Bertrand A, Bode A, Brodeur R, Cubillos LA, Espinoza P, Friedland K, Garrido S, Irigoien X, Miller T, Mollmann C, Rodriguez-Sanchez R, Tanaka H, Temming A. 2009.** *Trophic dynamics in climate change and small pelagic fish*. Cambridge: Cambridge University Press, 112–157.
- Vertigan CA. 2010.** *The life-history of short-tailed shearwaters (Puffinus tenuirostris) in response to spatio-temporal environmental variation*. Tasmania: Vertigan CA University of Tasmania.

- Wakefield ED, Bodey TW, Bearhop S, Blackburn J, Colhoun K, Davies R, Dwyer RG, Green JA, Gremillet D, Jackson AL, Jessopp MJ, Kane A, Langston RHW, Lescroel A, Murray S, Le Nuz M, Patrick SC, Peron C, Soanes LM, Wanless S, Votier SC, Hamer KC. 2013. Space partitioning without territoriality in gannets. *Science* 341(6141):68–70 DOI 10.1126/science.1236077.
- Waugh SM, Weimerskirch H. 2003. Environmental heterogeneity and the evolution of foraging behaviour in long ranging greater albatrosses. *Oikos* 103:374–384 DOI 10.1034/j.1600-0706.2003.12178.x.
- Weimerskirch H, Cherel Y. 1998. Feeding ecology of short-tailed shearwaters: breeding in Tasmania and foraging in the Antarctic? *Marine Ecology Progress Series* 167:261–274 DOI 10.3354/meps167261.
- Woehler EJ, Patterson TA, Bravington MV, Hobday AJ, Chambers LE. 2014. Climate and competition in abundance trends in native and invasive Tasmanian gulls. *Marine Ecology Progress Series* 511:249–263 DOI 10.3354/meps10886.
- Woehler EJ, Raymond B, Watts DJ. 2006. Convergence or divergence: where do short-tailed shearwaters forage in the Southern Ocean? *Marine Ecology Progress Series* 324:261–270 DOI 10.3354/meps324261.
- Young JW, Jordan AR, Bobbi C, Johannes RE, Haskard K, Pullen G. 1993. Seasonal and interannual variability in krill (*Nyctiphanes australis*) stocks and their relationship to the fishery for jack mackerel (*Trachurus declivis*) off eastern Tasmania, Australia. *Marine Biology* 166:9–18.
- Zhang J, Rayner M, Vickers S, Landers T, Sagar R, Stewart J, Dunphy B. 2018. GPS telemetry for small seabirds: using hidden Markov models to infer foraging behaviour of common diving petrels (*Pelecanoides urinatrix urinatrix*). *Emu* 119(2):126–137.