



 Cite this: *RSC Adv.*, 2022, 12, 14912

 Received 5th April 2022
 Accepted 9th May 2022

DOI: 10.1039/d2ra02211g

rsc.li/rsc-advances

Ruthenium-catalyzed asymmetric hydrogenation of aromatic and heteroaromatic ketones using cinchona alkaloid-derived NNP ligands†

 Ling Zhang,† Qian Chen,‡ Linlin Li, Jian Jiang, Hao Sun, Li Li, Ting Liu, Lin Zhang* and Chun Li *

A series of cinchona alkaloid-based NNP ligands, including a new one, have been employed for the asymmetric hydrogenation of ketones. By combining ruthenium complexes, various aromatic and heteroaromatic ketones were smoothly reacted, yielding valuable chiral alcohols with extremely high 99.9% ee. Moreover, a proposed reaction mechanism was discussed and verified by NMR.

Since the well-known failure of using racemic thalidomide, attention has been paid to the manufacture of optically pure compounds as effective components in pharmaceuticals and agrochemicals. Asymmetric hydrogenation of ketones, especially heteroaromatic ketones, has emerged as a popular facile route to approach enantiopure secondary alcohols as essential intermediates for the construction of biologically active molecules.^{1–4} Knowles *et al.*⁵ pioneered the production of enantioenriched chiral compounds in 1968, and Noyori and co-workers^{6–8} laid the cornerstone of asymmetric hydrogenation in 1990s. Subsequently, numerous catalytic systems have been developed. Ru-BICP-chiral diamine-KOH was developed and proved to be effective for asymmetric hydrogenation of aromatic ketones by Xumu Zhang.⁹ Cheng-yi Chen reported asymmetric hydrogenation of ketone using *trans*-RuCl₂[(*R*)-xylbinap][(*R*)-daipen] and afforded secondary alcohol in 92–99% ee.¹⁰ Mark J. Burk and Antonio Zanotti-Gerosa disclosed Phanephos-ruthenium-diamine complexes catalyzing the asymmetric hydrogenation of aromatic and heteroaromatic ketones with high activity and excellent enantioselectivity.¹¹ Qi-Lin Zhou *et al.* designed and synthesized chiral spiro diphosphines as a new chiral scaffold applied in the asymmetric hydrogenation of simple ketones with extremely high activity and up to 99.5% ee.^{12–15} Similarly, Kitamura and co-workers have developed a set of tridentate binan-Py-PPH₂ ligands for the asymmetric hydrogenation of ketones affording excellent results.¹⁶ Recently, chiral diphosphines and tridentate ligands based on ferrocene have been developed for the asymmetric hydrogenation of carbonyl compound with a remarkable degree of success.^{17–21}

Despite many ligands for asymmetric hydrogenation of ketones have been reported, expensive reagent and multistep complicated reactions were employed to synthesize most of them.^{22–24} In light of increasing industrial demand, easily obtained, cheap and practical chiral ligands are still highly desirable. In addition to chiral ligands, the selection of metals was essential for asymmetric hydrogenation.^{25–27} Although Mn,^{28–30} Fe,^{31–34} Co,^{35–37} Ni^{38,39} and Cu^{40,41} metals were proved to be effective for asymmetric hydrogenation in recent years, Rh,^{42–44} Ir^{45,46} and especially Ru remained the most preferred metals. Ruthenium^{47–51} was chosen owing to its superior performances in terms of low price, selectivity and activity. Takeshi Ohkuma,⁵² Hanmin Huang^{53,54} and Johannes G. de Vries⁵⁵ all successfully used ruthenium catalysts for asymmetric hydrogenation of ketones. Admittedly, there is a continuing interest in the development of cheaper, simpler and more efficient catalysts for the asymmetric hydrogenation of ketones under mild conditions to access corresponding secondary alcohols. Recently, we developed new NNP chiral ligands derived from cinchona alkaloid for the asymmetric hydrogenation of various ketones in extremely excellent results using an iridium catalytic system.⁵⁶ Prompted by these encouraging results, we were interested in exploring a ruthenium-catalyzed asymmetric hydrogenation of ketones with NNP chiral ligands derived from cinchona alkaloid. Here, we showed that changing from iridium to ruthenium, with the same simple synthetic ligands, delivered a catalyst catalyzed asymmetric hydrogenation of ketones to give the industrially important chiral alcohols with up to 99.9% ee. Although the catalytic activity of ruthenium catalyst was not as high as that of the iridium catalyst, the enantioselectivity could be maintained, and even showed higher enantioselectivity in the hydrogenation of some substrates.

Chiral tridentate ligand NNP (**L1–L10**) were synthesized and characterized as reported in our previous publication. With tridentate ligands in hand, we began to evaluate the catalytic

State Key Laboratory of Functions and Applications of Medicinal Plants & School of Pharmaceutical Sciences, Guizhou Medical University, 550004 Guiyang, China.
 E-mail: scuchunli@163.com; gmulinzhang@163.com

† Electronic supplementary information (ESI) available. See <https://doi.org/10.1039/d2ra02211g>

‡ Ling Zhang and Qian Chen contributed equally to this work.



performance in benzylidene-bis(tricyclohexylphosphine) dichlororuthenium-catalyzed asymmetric hydrogenation of acetophenone employed as a standard substrate (Table 1). Initially, asymmetric hydrogenation of acetophenone catalyzed by NNP **L5** was carried out in different solvents such as MeOH, EtOH, *n*-PrOH, *i*-PrOH and *n*-butanol (Fig. 2). MeOH was found to be a better one as the conversion and enantioselectivity were 99.9% and 98.2%, respectively. Bases screening showed that Ba(OH)₂ was superior to the others, giving >99.9% conversion and 98.8% ee in the present catalytic system (Fig. 1). Ligand screening revealed that the configuration of chiral centers of cinchona alkaloids of the ligand markedly affected the catalytic performance. NNP ligands derived from cinchonine and quinidine appeared to benefit both the reaction rate and enantioselectivity, while those derived from cinchonidine and quinine had the opposite effect. Further, different NNP ligands that bearing different substituents on the phenyl rings were evaluated. Similar to our previous research, ligands with electron-withdrawing substituents showed better catalytic performance than those with electron-withdrawing substituents. However, it was noted that the more electron-withdrawing substituents furnished lower activity but same enantioselectivity. The optimal ligand **L5** derived from quinidine with one methoxy group on benzene ring provided the corresponding chiral alcohol with 99.9% conversion and 98.8% ee. Considering that **L3** derived from cinchonine had similar catalytic performance to **L4** derived from quinidine, new ligand **L10** similar to **L5** with one methoxy group on benzene ring was synthesized and applied to the asymmetric hydrogenation of template substrate. 99.6% conversion and 97.6% ee was obtained. Hence, **L5** was employed as better ligand in subsequent experiments.

In order to evaluate the general applicability of this method, we have surveyed the substrate scope. As can be discerned from the data in Fig. 3, most of aryl alkyl ketones **P1**–**P21** were hydrogenated with very high enantioselectivities (97.1–99.9% ee). Under the conditions employed, the electron effect and steric hindrance seemed to have no significant impact on the enantioselectivities of asymmetric hydrogenation. However, the activities were slightly affected by steric hindrance, especially

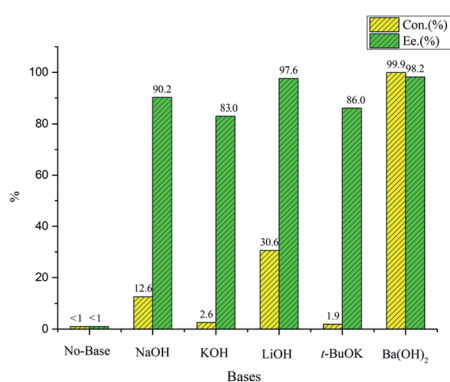


Fig. 1 The effect of different bases for the asymmetric hydrogenation of acetophenone (substrate/Ru/L5 = 500/1/2, ketones: 0.429 mol L⁻¹, base: 0.15 mol L⁻¹, MeOH: 2 mL, 30 °C, 6 MPa, 2 h).

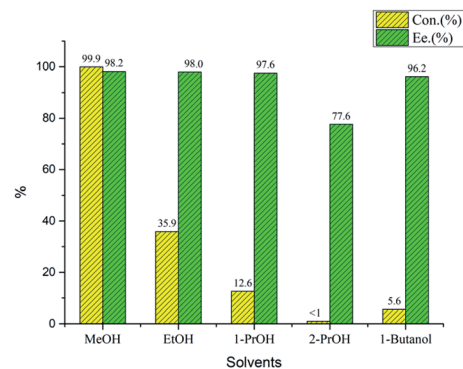


Fig. 2 The effect of different solvents for the asymmetric hydrogenation of acetophenone. (substrate/Ru/L5 = 1000/1/2, ketones: 0.858 mol L⁻¹, Ba(OH)₂: 0.15 mol L⁻¹, solvent: 2 mL, 30 °C, 6 MPa, 2 h).

ortho-substituted group. Significantly, Ru/L5 showed high enantioselectivity 98.2% in the hydrogenation of [3,5-bis(trifluoromethyl)phenyl]ethanone and its corresponding enantiopure alcohol **P21** was key chiral intermediates for the NK-1 receptor antagonist aprepitant.^{57,58} Additionally, chiral heteroaromatic alcohols containing nitrogen, oxygen or sulfur in the heterocyclic ring were considerable organic synthetic intermediate in pharmaceuticals and organic synthesis.^{59–61} Nevertheless, due to the coordination ability of the heteroaromatic moiety, the asymmetric hydrogenation of heteroaromatic

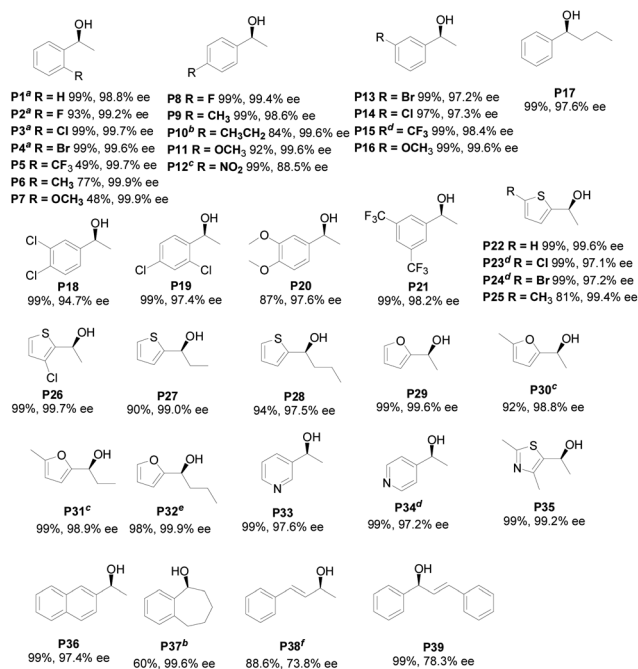
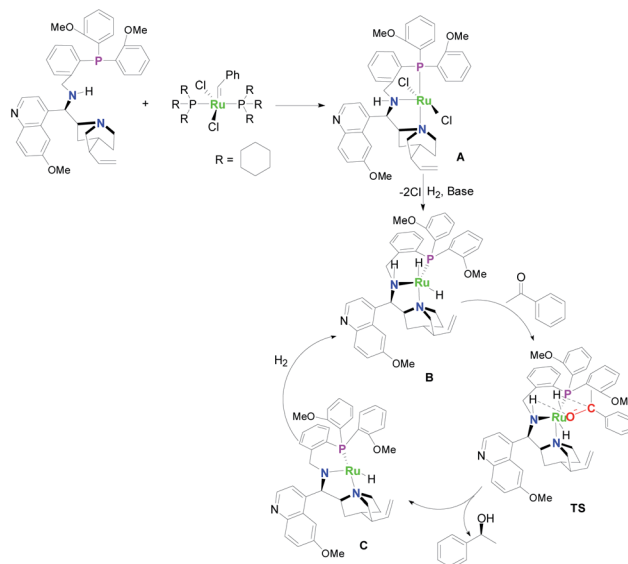


Fig. 3 Asymmetric hydrogenation of ketones catalyzed by Ru/L5. (Substrate/Ru/L5 = 200/1/2, ketones: 0.171 mol L⁻¹, Ba(OH)₂: 0.15 mol L⁻¹, MeOH: 2 mL, 30 °C, 6 MPa, 2 h, isolated yield, ee was determined by GC or HPLC on chiral stationary phase (see the ESI†); ^asubstrate/Ru/L5 = 2000/1/2; ^bsubstrate/Ru/L5 = 100/1/2, 25 °C; ^csubstrate/Ru/L5 = 50/1/2, 25 °C, 24 h; ^dsubstrate/Ru/L5 = 25 °C; ^esubstrate/Ru/L5 = 50/1/2, 4 h; ^fEtOH).

ketones has been less investigated. Surprisingly, the protocol was found to be very effective for asymmetric hydrogenation of various heteroaromatic ketones **P22–P35**. The substrates were all well reduced smoothly to afford the corresponding chiral alcohol with 97.1–99.9% ee. Notably, *meta*- and *para*-acetyl pyridines, generally as a challenging hydrogenation substrates^{62–64} owe to stronger coordination ability, were also hydrogenated with up to 97.2% ee (**P33** and **P34**). Gratifyingly, 97.4 ee was obtained when acetophenone employed (**P36**). Benzo-fused seven-membered cyclic ketone proceeded well to afford the corresponding chiral alcohols with 99.6% ee (**P37**). To further explore substrate scope, we checked the effectiveness of method for asymmetric hydrogenation of unsaturated ketones. Although, both substrates were hydrogenated with high yield, only medium enantioselectivity 73.8 and 78.3% ee were given, respectively.

To understand the mechanism of the reaction, NMR was introduced to investigate active species. Single peak at $\delta = 19.91$ ppm belonging to phenyl vinyl group of the complex disappeared in the ^1H NMR spectrum when the complex was mixed with the ligand (Fig. S1, ESI[†]). In the meantime, ^{31}P NMR spectrum of the mixture exhibited new singlet at $\delta = 55.71$ ppm (s) with the signal of complex disappearing (Fig. S2, ESI[†]). These may indicate the formation of ruthenium complex **A**. Subsequently, a new weak signal was generated in the ^{31}P NMR spectrum with the introduction of hydrogen and base (Fig. S3, ESI[†]). These may indicate the formation of ruthenium hydride complexes. Meanwhile, the ^1H NMR spectrum exhibited several weak signals below 0 ppm (Fig. S4, ESI[†]). These data also verified the formation of ruthenium hydride complexes. Reference to relevant literature,^{65–67} the proposed catalytic cycle for the



Scheme 1 Proposed mechanism for the asymmetric hydrogenation.

asymmetric hydrogenation of ketones with the ruthenium complex was shown in Scheme 1. First, the ruthenium complex reacted with ligands to form complex **A**. In the presence of base and hydrogen, the complex **A** lost two chlorine atoms to transform into dihydride complex **B**. Then, a hydridic Ru–H and a protic N–H unit were transferred from dihydride **B** to the carbonyl group of the ketones through the transition state **TS** to produce chiral alcohol. And the ruthenium complex lost two hydrogen atoms to form complex **C**. Finally, dihydride **B** was regenerated in hydrogen atmosphere. Compared with the reported iridium catalytic system with the same chiral ligands, the hydrogenation activity of the ruthenium catalytic system decreased significantly although maintained high enantioselectivity. The result indicates that the selection of metals was as important as chiral ligands for asymmetric hydrogenation.

Conclusions

Herein, we reported the cinchona alkaloid-based NNP ligands for the asymmetric hydrogenation of ketones. Through the optimization of steric and electronic properties of NNP ligands, **L5** derived from quinidine with a methoxy group on benzene ring was proved to be conducive to prepare chiral alcohols. Most of substrates, even heteroaromatic ketone, were converted to corresponding chiral alcohols in excellent enantioselectivities. Moreover, NMR was introduced to investigate active species and some new weak signals were detected. Based on the excellent results achieved in asymmetric hydrogenation, we will continue to explore the application range of NNP ligands toward a broad implementation in asymmetric catalysis.

Author contributions

Chun Li and Lin Zhang contributed to the conception and design of the experiments. Ling Zhang and Qian Chen

Table 1 The effect of different ligand for the asymmetric hydrogenation of acetophenone^a

Entry	Ligands	Con./%	ee/%	Config
1	L1	47.5	78.2	<i>R</i>
2	L2	56.1	77.8	<i>R</i>
3	L3	>99	94.0	<i>S</i>
4	L4	80.8	97.0	<i>S</i>
5	L5	>99	98.8	<i>S</i>
6	L6	54.2	98.0	<i>S</i>
7	L7	2.1	84.2	<i>S</i>
8	L8	91.1	98.0	<i>S</i>
9	L9	36.5	92.8	<i>S</i>
10	L10	>99	97.6	<i>S</i>

^a Substrate/Ru/L = 2000/1/2, ketones: 1.715 mol L⁻¹, Ba(OH)₂: 0.15 mol L⁻¹, MeOH: 2 mL, 30 °C, 6 MPa, 2 h.

performed the experiments and analyzed the data. Linlin Li and Jian Jiang synthesized several ligands and substrates. Hao Sun carried out the GC and HPLC analysis of product. Li Li and Ting Liu guided instrumental analysis. Chun Li directed the project. Chun Li and Lin Zhang co-wrote the manuscript.

Conflicts of interest

There are no conflicts of interest to declare.

Acknowledgements

Research reported in this publication was supported by the National Natural Science Foundation of China (21601039, 21562010) and Guizhou Provincial Science and Technology Projects (ZK[2022]358).

Notes and references

- 1 H. Ooka, N. Arai, K. Azuma, N. Kurono and T. Ohkuma, *J. Org. Chem.*, 2008, **73**, 9084.
- 2 W. Li, X. F. Sun, L. Zhou, G. H. Hou, S. C. Yu and X. M. Zhang, *J. Org. Chem.*, 2009, **74**, 1397.
- 3 T. Ohkuma, M. Koizumi, M. Yoshida and R. Noyori, *Org. Lett.*, 2000, **2**, 1749.
- 4 S. Lühr, J. Holz and A. Börner, *ChemCatChem*, 2011, **3**, 1708.
- 5 W. S. Knowles and M. J. Sabacky, *Chem. Commun.*, 1968, 1445.
- 6 T. Ohkuma, H. Ooka, S. Hashiguchi, T. Ikariya and R. Noyori, *J. Am. Chem. Soc.*, 1995, **117**, 2675.
- 7 H. Doucet, T. Ohkuma, K. Murata, T. Yokozawa, M. Kozawa, E. Katayama, F. Anthony, T. Ikariya and R. Noyori, *Angew. Chem., Int. Ed.*, 1998, **37**, 1703.
- 8 T. Ohkuma, M. Koizumi, H. Doucet, T. Pham, M. Kozawa, K. Murata, E. Katayama, T. Yokozawa, T. Ikariya and R. Noyori, *J. Am. Chem. Soc.*, 1998, **120**, 13529.
- 9 P. Cao and X. M. Zhang, *J. Org. Chem.*, 1999, **64**, 2127.
- 10 C. Y. Chen, R. A. Reamer, J. R. Chilenski and C. J. McWilliams, *Org. Lett.*, 2003, **5**, 5039.
- 11 M. J. Burk, W. Hems, D. Herzberg, C. Malan and A. Zanotti-Gerosa, *Org. Lett.*, 2000, **2**, 4173.
- 12 J. H. Xie, L. X. Wang, Y. Fu, S. F. Zhu, B. M. Fan, H. F. Duan and Q. L. Zhou, *J. Am. Chem. Soc.*, 2003, **125**, 4404.
- 13 J. B. Xie, J. H. Xie, X. Y. Liu, W. L. Kong, S. Li and Q. L. Zhou, *J. Am. Chem. Soc.*, 2010, **132**, 4538.
- 14 J. B. Xie, J. H. Xie, X. L. Liu, Q. Q. Zhang and Q. L. Zhou, *Chem.-Asian J.*, 2011, **6**, 899.
- 15 F. H. Zhang, F. J. Zhang, M. L. Li, J. H. Xie and Q. L. Zhou, *Nat. Catal.*, 2020, **3**, 621.
- 16 T. Yamamura, H. Nakatsuka, S. Tanaka and M. Kitamura, *Angew. Chem. Int. Ed.*, 2013, **52**, 9313.
- 17 Z. Q. Liang, T. L. Yang, G. X. Gu, L. Dang and X. M. Zhang, *Chin. J. Chem.*, 2018, **36**, 851.
- 18 C. Qin, C. J. Hou, H. Z. Liu, Y. J. Liu, D. Z. Huang and X. P. Hu, *Tetrahedron Lett.*, 2018, **59**, 719.
- 19 W. L. Wu, S. D. Liu, M. Duan, X. F. Tan, C. Y. Chen, Y. Xie, Y. Lan, X. Q. Dong and X. M. Zhang, *Org. Lett.*, 2016, **18**, 2938.
- 20 J. F. Yu, M. Duan, W. L. Wu, X. T. Qi, P. Xue, Y. Lan, X. Q. Dong and X. M. Zhang, *Chem.-Eur. J.*, 2016, **23**, 970.
- 21 J. F. Yu, J. Long, Y. H. Yang, W. L. Wu, P. Xue, L. W. Chung, X. Q. Dong and X. M. Zhang, *Org. Lett.*, 2017, **19**, 690.
- 22 R. H. Morris, *Chem. Soc. Rev.*, 2009, **38**, 2282.
- 23 A. Bartoszewicz, N. Ahlsten and B. Martín-Matute, *Chem.-Eur. J.*, 2013, **19**, 7274.
- 24 R. Malacea, R. Poli and E. Manoury, *Coord. Chem. Rev.*, 2010, **254**, 729.
- 25 W. Tang and X. M. Zhang, *Chem. Rev.*, 2003, **103**, 3029.
- 26 J. H. Xie and Q. L. Zhou, *Acc. Chem. Res.*, 2008, **41**, 581.
- 27 M. Garbe, Z. H. Wei, B. Tannert, A. Spannenberg, H. J. Jiao, S. Bachmann, M. Scalone, K. Junge and M. Beller, *Adv. Synth. Catal.*, 2019, **361**, 1913.
- 28 L. L. Zhang, Y. T. Tang, Z. B. Han and K. L. Ding, *Angew. Chem., Int. Ed.*, 2019, **58**, 4973.
- 29 L. Y. Zeng, H. X. Yang, M. L. Zhao, J. L. Wen, J. H. R. Tucker and X. M. Zhang, *ACS Catal.*, 2020, **10**, 13794.
- 30 R. Huber, A. Passera and A. Mezzetti, *Organometallics*, 2018, **37**, 396.
- 31 Y. Y. Li, S. L. Yu, X. F. Wu, J. L. Xiao, W. Y. Shen, Z. R. Dong and J. X. Gao, *J. Am. Chem. Soc.*, 2014, **136**, 4031.
- 32 R. Hodgkinson, A. D. Grosso, G. Clarkson and M. Wills, *Dalton Trans.*, 2016, **45**, 3992.
- 33 P. O. Lagaditis, P. E. Sues, J. F. Sonnenberg, K. Y. Wan, A. J. Lough and R. H. Morris, *J. Am. Chem. Soc.*, 2014, **136**, 1367.
- 34 S. A. M. Smith, P. O. Lagaditis, A. Lüpke, A. J. Lough and R. H. Morris, *Chem.-Eur. J.*, 2017, **23**, 7212.
- 35 M. R. Friedfeld, M. Shelvin, J. M. Hoyt, S. W. Krska, M. T. Tudge and P. J. Chirik, *Science*, 2013, **342**, 1076.
- 36 M. R. Friedfeld, H. Zhong, R. T. Ruck, M. Shelvin and P. J. Chirik, *Science*, 2018, **360**, 888.
- 37 J. H. Chen, C. H. Chen, C. L. Ji and Z. Lu, *Org. Lett.*, 2016, **18**, 1594.
- 38 Y. Hamada, Y. Koseki, T. Fujii, T. Maeda, T. Hibino and K. Makino, *Chem. Commun.*, 2008, 6206.
- 39 T. Hibino, K. Makino, T. Sugiyama and Y. Hamada, *ChemCatChem*, 2009, **1**, 237.
- 40 H. Shimizu, D. Igarashi, W. Kuriyama, Y. Yusa, N. Sayo and T. Saito, *Org. Lett.*, 2007, **9**, 1655.
- 41 K. Junge, B. Wendt, D. Addis, S. Zhou, S. Das, S. Fleischer and M. Beller, *Chem.-Eur. J.*, 2011, **17**, 101.
- 42 D. Liu and X. M. Zhang, *Eur. J. Org. Chem.*, 2005, 646.
- 43 H. L. Yang, N. N. Huo, P. Yang, H. Pei, H. Lv and X. M. Zhang, *Org. Lett.*, 2015, **17**, 4144.
- 44 W. J. Zhang, S. H. Ruan, W. Y. Shen, Z. Wang, D. L. An, Y. Y. Li and J. X. Gao, *Catal. Commun.*, 2019, **119**, 153.
- 45 Z. R. Dong, Y. Y. Li, J. S. Chen, B. Z. Li, Y. Xing and J. X. Gao, *Org. Lett.*, 2005, **7**, 1043.
- 46 F. Ling, S. F. Nian, J. C. Chen, W. J. Luo, Z. Wang, Y. P. Lv and W. H. Zhong, *J. Org. Chem.*, 2018, **83**, 10749.
- 47 M. M. Sheeba, M. M. Tamizh, L. J. Farrugia, A. Endo and R. Karvembu, *Organometallics*, 2014, **33**, 540.
- 48 W. Y. Shen, Y. Y. Li, Z. R. Dong and J. X. Gao, *Synthesis*, 2009, **14**, 2413.

- 49 D. E. Karakaş, M. Aydemir, F. Durap and A. Baysal, *Inorg. Chim. Acta*, 2018, **471**, 430.
- 50 Y. Yuki, T. Touge, H. Nara, K. Matsumura, M. Fujiwhara, Y. Kayaki and T. Ikariya, *Adv. Synth. Catal.*, 2017, **359**, 1.
- 51 A. D. Grosso, G. J. Clarkson and M. Wills, *Inorg. Chim. Acta*, 2019, **496**, 119043.
- 52 N. Utsumi, N. Arai, K. Kawaguchi, T. Katayama, T. Yasuda, K. Murata and T. Ohkuma, *ChemCatChem*, 2018, **10**, 3955.
- 53 H. Zhou and H. . , M. Huang, *ChemCatChem*, 2013, **5**, 2253.
- 54 Q. M. Zhu, D. J. Shi, C. G. Xia and H. M. Huang, *Chem.–Eur. J.*, 2011, **17**, 7760.
- 55 M. Cettolin, P. Puylaert, L. Pignataro, S. Hinze, C. Gennari and J. G. de Vries, *ChemCatChem*, 2017, **9**, 3125.
- 56 L. Zhang, L. Zhang, Q. Chen, L. Li, J. Jiang, H. Sun, C. Zhao, Y. Yang and C. Li, *Org. Lett.*, 2022, **24**, 415.
- 57 D. Alsafadi, S. Alsalman and F. Paradisi, *Org. Biomol. Chem.*, 2017, **15**, 9169.
- 58 A. Li, L. Ye, X. Yang, C. Yang, J. Gu and H. Yu, *Chem. Commun.*, 2016, **52**, 6284.
- 59 E. Buitrago, H. Lundberg, H. Andersson, P. Ryberg and H. Adolfsson, *ChemCatChem*, 2012, **4**, 2082.
- 60 S. W. Krabbe, M. A. Hatcher, R. K. Bowman, M. B. Mitchell, M. S. McClure and J. S. Johnson, *Org. Lett.*, 2013, **15**, 4560.
- 61 D. Liu, W. Gao, C. Wang and X. Zhang, *Angew. Chem., Int. Ed.*, 2005, **44**, 1687.
- 62 M. Coll, O. Pàmies and M. Diéguez, *Adv. Synth. Catal.*, 2014, **356**, 2293.
- 63 J. Margalef, T. Slagbrand, F. Tinnis, H. Adolfsson, M. Diéguez and O. Pàmies, *Adv. Synth. Catal.*, 2016, **358**, 4006.
- 64 J. Wu, J.-X. Ji, R. Guo, C.-H. Yeung and A. S. C. Chan, *Chem.–Eur. J.*, 2003, **9**, 2963.
- 65 K. Abdur-Rashid, S. E. Clapham, A. Hadzovic, J. N. Harvey, A. J. Lough and R. H. Morris, *J. Am. Chem. Soc.*, 2002, **124**, 15104.
- 66 R. Abbel, K. Abdur-Rashid, M. Faatz, A. Hadzovic, A. J. Lough and R. H. Morris, *J. Am. Chem. Soc.*, 2005, **127**, 1870.
- 67 M. Zimmer-De Iuliis and R. H. Morris, *J. Am. Chem. Soc.*, 2009, **131**, 11263.