

Cite this: *Chem. Sci.*, 2024, 15, 11065

All publication charges for this article have been paid for by the Royal Society of Chemistry

Received 6th March 2024  
Accepted 16th June 2024

DOI: 10.1039/d4sc01578a

rsc.li/chemical-science

# Denitrogenative dismantling of heteroaromatics by nucleophilic substitution reactions with diazomethyl compounds†

Soumen Biswas,<sup>a</sup> Claire Empel,<sup>b</sup> Luis Mario Sanchez-Palestino,<sup>ac</sup> Hadi Arman,<sup>a</sup> Rene M. Koenigs<sup>ib</sup>\*<sup>b</sup> and Michael P. Doyle<sup>ib</sup>\*<sup>a</sup>

Nucleophiles from deprotonation of diazomethyl compounds having diverse electron withdrawing groups react with 4-carboxylato-1,2,3-triazines at the 6-position to extrude dinitrogen and produce diazovinylketoesters compounds with five or six linear contiguous  $sp^2$ -hybridized carbons, whereas these same nucleophiles react with 4-carboxylato-1,2,3-triazine 1-oxides, also at the 6-position, to form pyrazolines with the expulsion of nitrous oxide and cyanocarboxylate. This disparity is due to the significant difference in reactivity of the nucleophilic addition products.

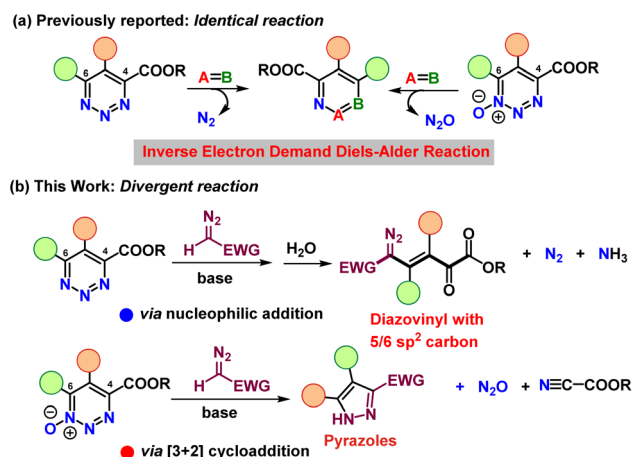
## Introduction

Heterocyclic compounds containing three nitrogen atoms in an unsaturated six-membered ring exist as three isomers depending on the relative placement of the nitrogen atoms. The least well known triazines are those with three contiguous nitrogen atoms. 1,2,3-Triazines are known to be the source of a variety of N-heterocycles<sup>1</sup> and important pharmaceutical targets.<sup>2</sup> Despite their relevance across different areas, their reactions and reactivities have only been explored to a very limited extent. For example, the very fundamental reaction of triazines with nucleophiles that generally results in the extrusion of dinitrogen poses intrinsic challenges for site-specific, chemo-selective substitution reactions, yet only a few investigations with basic amidine and enolate nucleophiles,<sup>3</sup> hydrides, alcohols, or thiolates have explored this reactivity.<sup>4</sup>

A further important aspect when studying the chemistry of heterocycles, lies in the formation of their *N*-oxides, which can fundamentally alter the reactivity of the parent heterocycle.<sup>2b</sup> Although the oxidation of pyridine to pyridine *N*-oxide is straightforward, oxidation of the 1,2,3-triazine core is not selective.<sup>5</sup> We have recently discovered specific access to 4-carboxylato-1,2,3-triazine 1-oxides through reactions of vinyl-diazoacetates with *tert*-butyl nitrite,<sup>6–8</sup> and from them by deoxygenation to identically substituted 1,2,3-triazine-4-

carboxylates.<sup>7</sup> In reactions with carbon nucleophiles, both triazine systems were observed to undergo reactions with carbon nucleophiles exclusively at the 6-position,<sup>4</sup> making possible a rich array of pyridines *via* formal inverse electron demand Diels–Alder reactions (Scheme 1a).<sup>8</sup> Despite these advances, a concise study that explores and directly compares similarities and differences in the reactivity of 1,2,3-triazines and their *N*-oxides remains an important task and would provide key insights into the chemical properties and applications of both 1,2,3-triazine heterocycles.

Bearing in mind the reactivity of the 1,2,3-triazine system towards nucleophiles, we considered that these heterocycles could be formidable substrates for the nucleophilic introduction of a diazo functional group and thereby provide new classes of diazo compounds. Specifically, diazomethyl compounds



Scheme 1 Identical (a) and divergent (b) reactions of 1,2,3-triazines and their 1-oxides.

<sup>a</sup>Department of Chemistry, The University of Texas at San Antonio One UTSA Circle, San Antonio, TX 78249, USA. E-mail: michael.doyle@utsa.edu

<sup>b</sup>Institute of Organic Chemistry, RWTH Aachen University, Landoltweg 1, D-52074 Aachen, Germany. E-mail: rene.koenigs@rwth-aachen.de

<sup>c</sup>Escuela Superior de Medicina, Instituto Politécnico Nacional, Mexico City 11340, Mexico

† Electronic supplementary information (ESI) available. CCDC 2285394 and 2285395. For ESI and crystallographic data in CIF or other electronic format see DOI: <https://doi.org/10.1039/d4sc01578a>



attached to strong electron-withdrawing groups are relatively strong acids capable of proton removal from the diazo carbon.<sup>9</sup> We envisioned that these nucleophiles would be capable of addition to the triazine core of 1,2,3-triazines and 1,2,3-triazine 1-oxides, but the outcome of each transformation was uncertain. Thus, we were surprised to discover that 1,2,3-triazine-4-carboxylates underwent exclusive nucleophilic addition at the 6-position to give unexpected diazovinylketoesters with five or six linear contiguous sp<sup>2</sup>-hybridized carbons, while nucleophilic attack on 4-carboxylato-1,2,3-triazine 1-oxides by the same nucleophiles also occurred exclusively at the 6-position but formed pyrazole derivatives *via* an uncommon electro-reversion (Scheme 1b).

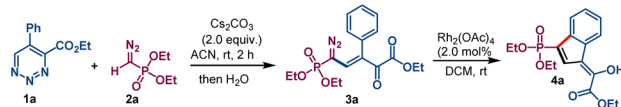
## Results and discussion

We commenced our investigation with the reaction of ethyl 5-phenyl-1,2,3-triazine-4-carboxylate **1a** and diethyl diazomethylphosphonate **2a** (the Seyferth–Gilbert reagent)<sup>10</sup> in an acetonitrile solution containing cesium carbonate. Upon quenching the reaction with water when **1a** was fully consumed, a single product was produced whose structural connectivity was determined spectroscopically to be phosphonyl diazovinylketoester **3a** (Scheme 2). Isolated in 82% yield, this compound possesses five contiguous sp<sup>2</sup>-hybridized carbons linking diazo, alkene, ketone carbonyl, and ester functional groups to a phosphonate group. The only uncertainty was the stereochemistry about the carbon–carbon double bond, and this was inferred from rhodium acetate catalyzed dinitrogen extrusion that produced indene derivative **4a**. Organic bases DBU and DABCO were found to be inefficient for the condensation reaction giving 38% and 25% yield, respectively, of **3a** (see Table S1 in ESI†).

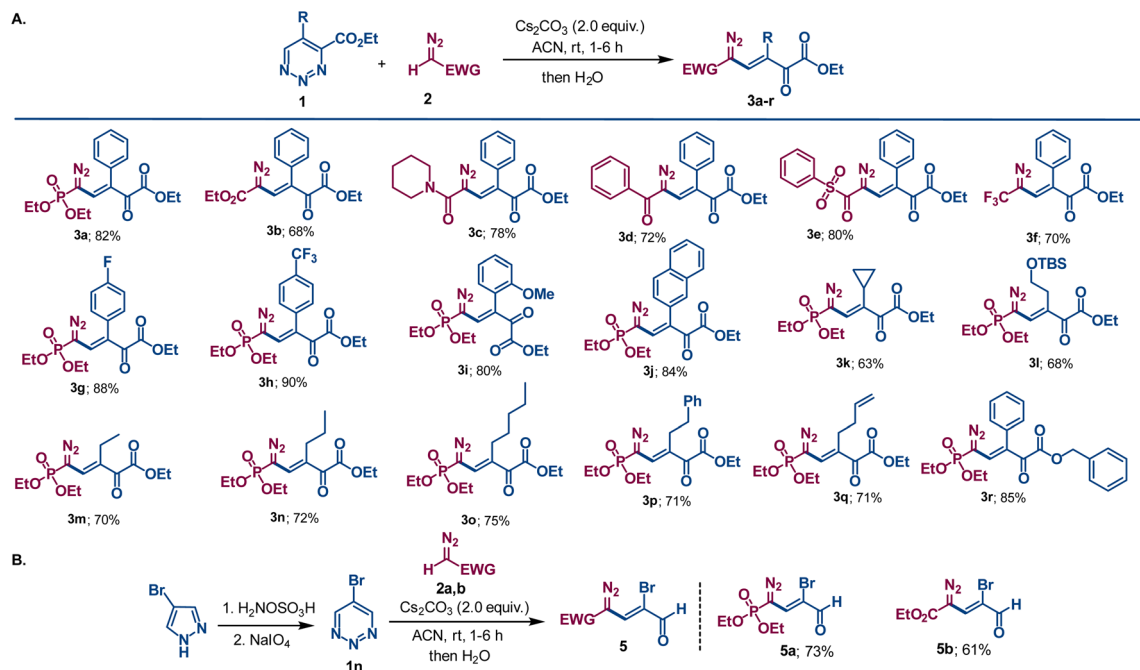
This result stimulated us to examine the reaction scope for the formation of similar compounds with diazomethyl substituents having different electron-withdrawing groups. Widely used ethyl diazoacetate **2b** gave the similar vinyl diazo compound **3b** that contains six contiguous sp<sup>2</sup>-hybridized carbons in moderate yield. This process proved to be general as other diazomethyl compounds with different electron withdrawing groups, including amide (**2c**), ketone (**2d**), sulfone (**2e**) and trifluoromethyl (**2f**), provided the desired substituted diazovinylketoester compounds in good yields (Scheme 3). However, diazoacetonitrile failed to trigger the reaction, remaining intact in the reaction mixture under similar reaction

conditions, probably due to its lower proton acidity.<sup>11</sup> Variation of the substituent on the aryl group at the 5-position of the 1,2,3-triazine revealed that electron withdrawing groups (F and CF<sub>3</sub>) furnished higher yields of diazovinylketoester products as compared to those from **1a** or the reactant with an electron donating group (OMe). In addition, naphthyl substituted diazovinylketoester **3j** was obtained in good yield. Aliphatic functional groups such as cyclopropyl, *tert*-(butyldimethylsilyl)oxyethyl, ethyl, *n*-propyl, *n*-pentyl, phenethyl and homoallyl were also well tolerated, giving vinyl diazo compounds **3k–q** with moderate to good yields. The 1,2,3-triazine 1-oxide bearing a benzyl ester instead of an ethyl ester reacted in similar fashion to generate diazovinyl compound **3r** in high yield. 5-Bromo-1,2,3-triazine **1n**, which is representative of symmetrical 1,2,3-triazines that are formed by alternative synthetic methodologies,<sup>12</sup> was treated with the Seyferth–Gilbert reagent **2a** under the same conditions. Without a substituent at either the 4- or 6-positions, a comparable ring opening reaction to that in Scheme 3A was expected to form a terminal aldehyde. Indeed, bromo-substituted vinyl diazo-phosphonate **5a** having a terminal aldehyde functional group was isolated in good yield (Scheme 3B). Moreover, ethyl diazoacetate furnished the corresponding bromo substituted diazo compound **5b** in moderate yield. The multiple functionalities of these diazovinylketoesters/-aldehydes and their ease of formation offers new poly-functional platforms for a broad spectrum of chemical transformations. As diazo compounds they provide structural diversity that is limited in current methodologies.<sup>13</sup> As β,γ-unsaturated-α-ketoesters, these condensation products offer new opportunities for conjugate addition reactions.<sup>14</sup>

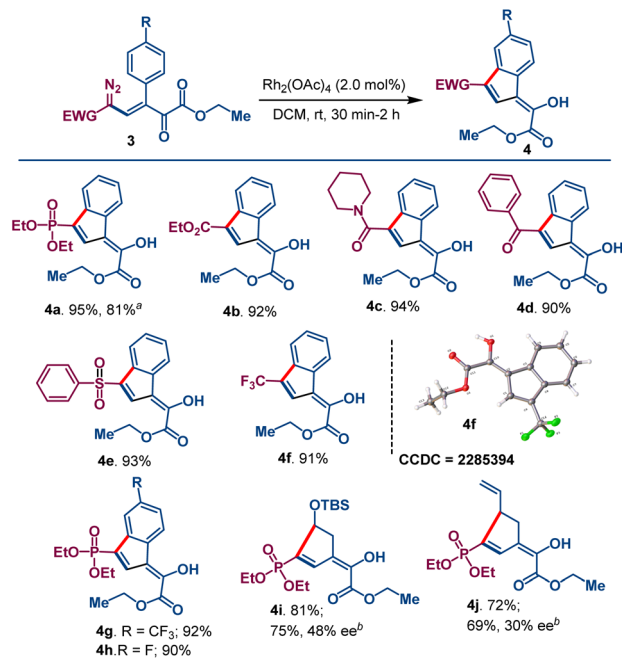
As an example of their potential in catalytic metal carbene reactions, the diazovinylketoesters formed from **1a** were treated with a catalytic amount of Rh<sub>2</sub>(OAc)<sub>4</sub> in DCM at room temperature, forming 1,3-difunctionalized indene derivatives **4b–4f** in excellent yields (Scheme 4). Since diazo compounds are also known to undergo aromatic C–H insertion in the presence of blue LED light,<sup>15</sup> when compound **3a** was exposed to blue LED light (450 nm), instead of using Rh<sub>2</sub>(OAc)<sub>4</sub>, the identical indene derivative **4a** was isolated in good yield. These formal C–H insertion reactions occur by addition to the proximal ortho position of the aromatic ring followed by hydrogen transfer.<sup>16</sup> Apparent from the data in Scheme 4, the electron withdrawing group has no obvious impact on product yield. The crystal structure of compound **4f** (see ESI†) confirmed the atomic connectivity and C=C double geometry of the diazovinylketoesters. Notable is the enol structure that connects the phosphonate group through the indene ring and imparts aromatic character to the five-membered ring. The functionalities provided by this transformation offer intriguing templates for complex indene scaffolds.<sup>17</sup> Attempted aliphatic C–H insertion with diazovinylketoester **3l** having the pendant (*tert*-butyldimethylsilyl)oxyethyl group gave cyclopentene derivative **4i** in 81% isolated yield; however, attempts to achieve enantiocontrol with traditional chiral dirhodium(II) carboxylate and copper(I)-Box catalysts had limited success (see SI). Compound **4i** was obtained with only moderate ee (48%) with the optimum chiral dirhodium catalyst Rh<sub>2</sub>(*s*-TCPTTL)<sub>4</sub>.<sup>18</sup> Diazovinyl derivative **3q**



**Scheme 2** Cesium carbonate promoted condensation of ethyl 5-phenyl-1,2,3-triazine-4-carboxylate (**1a**) with diethyl diazomethylphosphonate (**2a**) and subsequent dirhodium acetate catalyzed aromatic C–H insertion. Condensation reaction was performed by addition of Cs<sub>2</sub>CO<sub>3</sub> (0.2 mmol) to 1.0 mL ACN solution of compound **1a** (0.1 mmol) and **2a** (0.12 mmol). C–H insertion reactions was performed by dropwise addition of **3a** (0.1 mmol) in 1.0 mL of DCM (30 min) to Rh<sub>2</sub>(OAc)<sub>4</sub> in 1.0 mL DCM.



**Scheme 3** (A) Cesium carbonate promoted condensation of 1,2,3-triazine-4-carboxylates (**1**) with various diazomethyl derivatives (**2**). Reactions were performed a 0.1 mmol scale by addition of  $\text{Cs}_2\text{CO}_3$  (0.2 mmol) to 1.0 mL ACN solution of compound **1** and **2**. A 20% molar excess of the diazomethyl compound **2** was employed. (B) Alternative synthetic route to 1,2,3-triazine and its condensation reaction with diazomethyl reactants.



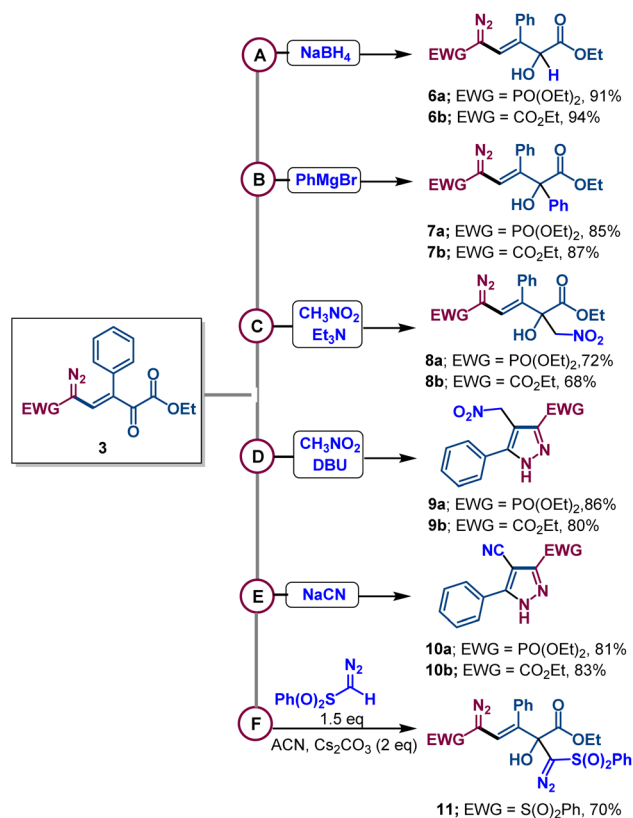
**Scheme 4** Rh(II)-catalyzed insertion reactions of diazovinylketoester compounds. Reactions were performed a 0.1 mmol scale by dropwise addition of **3** in 1.0 mL of DCM (30 min) to  $\text{Rh}_2(\text{OAc})_4$  in 1.0 mL DCM. <sup>a</sup>Reaction was performed a 0.1 mmol scale of **3** in 1.0 mL of DCM (2 h) using blue LED 450 nm. <sup>b</sup>Using catalyst  $\text{Rh}_2(s\text{-TCPTTL})_4$ .

having a pendant homoallyl group underwent exclusive C-H insertion at the allylic position, instead of cyclopropanation, to form **4j** in 72% isolated yield with  $\text{Rh}_2(\text{OAc})_4$  catalysis, but low

enantioselectivity (30% ee) was achieved with catalysis by  $\text{Rh}_2(s\text{-TCPTTL})_4$ .

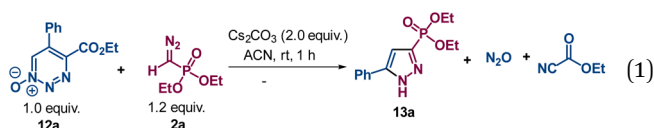
The presence of multiple electrophilic centers in diazovinylketoester compounds encouraged us to examine the fate of **3a,b** in reactions with different nucleophiles. Surprisingly, the reactions with borohydride, the phenyl Grignard reagent, and the nitromethane anion formed by triethylamine (Henry reaction)<sup>19</sup> all occurred exclusively at the keto group in high yields (Scheme 5). In contrast, the reaction of nitromethane with strong organic base DBU led to pyrazole derivatives **9a,b** having the nitromethyl group. However, when compounds **3a,b** were treated with sodium cyanide, conjugate addition of cyanide took place to form pyrazole derivatives **10a,b** in 81–83% isolated yields – a process that required the elimination of  $\text{COCOEt}$ . Moreover, addition of the diazomethylsulfonyl anion to the carbonyl group of diazovinyl compound **3e** furnished derivative **11** with good yield.

Nucleophilic reactions of 1,2,3-triazine 1-oxides often have different outcomes compared with their 1,2,3-triazine analogues.<sup>4</sup> Consequently, we were interested to know the outcome of reactions between diazomethyl-derived carbanions and the *N*-oxides of 1,2,3-triazines. Since the 6-position is the most electrophilic site for carbanion addition,<sup>4,7</sup> the anion from the diazomethyl compound was expected to react at the 6-position, as did the 1,2,3-triazine, and by electroreversion and the expulsion of nitrous oxide we anticipated the same products as were obtained from the 1,2,3-triazines. However, when the same reaction was performed between 5-phenyl-1,2,3-triazine-4-carboxylate 1-oxide **12a** and the Seyferth–Gilbert reagent **2a** in



**Scheme 5** Addition of different nucleophiles to diazovinylketoester compound **3**. All the reactions were performed on a 0.1 mmol scale of **3**. (A)  $\text{NaBH}_4$  (1.0 eq.), EtOH, rt, 30 min; (B)  $\text{PhMgBr}$  (1.5 eq.), THF 0 °C to rt, 30 min; (C)  $\text{CH}_3\text{NO}_2$ ,  $\text{Et}_3\text{N}$  (2.0 eq.), rt, 12 h; (D)  $\text{CH}_3\text{NO}_2$ , DBU (2.0 eq.), rt, 6 h; (E)  $\text{NaCN}$  (2.0 eq.), EtOH rt, 12 h; (F) sulfonyldiazo (1.5 eq.),  $\text{Cs}_2\text{CO}_3$  (2.0 eq.), ACN, rt, 2 h.

the presence of  $\text{Cs}_2\text{CO}_3$ , pyrazole derivative **13a** was isolated in good yield (eqn (1)). This surprising result requires the net loss of the ester functionality, as well as nitrous oxide and CN. The missing units, ethyl cyanocarboxylate ( $\text{NC-COOEt}$ )<sup>20</sup> and  $\text{N}_2\text{O}$ <sup>21</sup> were identified ( $\text{NCCOOEt}$  by NMR and MS and nitrous oxide by IR).



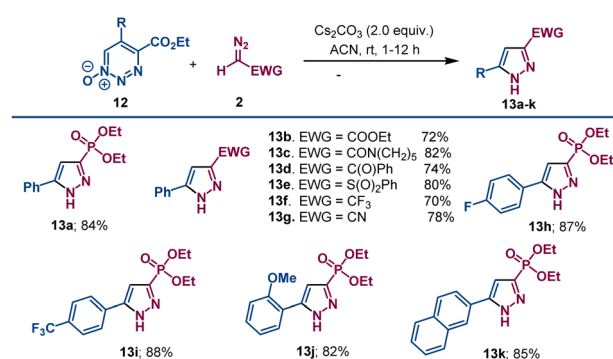
The pyrazole ring is widely found as the core structure in a large variety of compounds that possess important agrochemical and pharmaceutical activities, and many synthetic methodologies have been developed for their synthesis.<sup>22</sup> Access to them from diazo compounds is particularly noteworthy<sup>23</sup> because the diazo compound supplies one carbon and the two adjacent nitrogens of their core structure. Intense recent interest has been directed to the synthesis of fluorinated<sup>24</sup> and phosphorolated<sup>25</sup> pyrazoles *via* dipolar cycloaddition reactions of activated alkynes and allenes with fluorinated and phosphorolated diazo compounds. Two reaction pathways are

dominant in these reactions. One is the classic dipolar [3 + 2]-cycloaddition that occurs in neutral media or with a Lewis acid catalyst,<sup>26</sup> and is completed by hydrogen migration, and the second is base removal of the acidic proton on the diazo carbon followed by nucleophilic addition, cyclization, and reprotonation,<sup>27</sup> but neither of them account for pyrazole formation from 1,2,3-triazine 1-oxides.

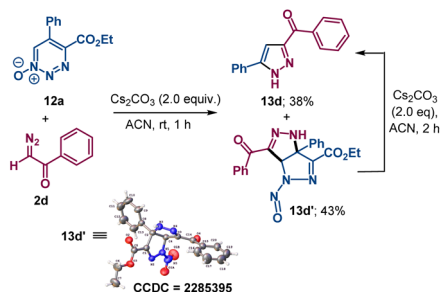
Reaction conditions were optimized using different bases. Organic bases were less effective. Of the inorganic bases surveyed, cesium carbonate was optimum, and a higher product yield of **13a** was obtained from the reaction of **12a** with diazomethyl-phosphonate **2a** performed in acetonitrile than in THF (see Table S2 in ESI†). Using the optimum conditions with cesium carbonate, diazomethyl compounds with ester (**2b**), amide (**2c**), ketone (**2d**), sulfone (**2e**), trifluoromethyl (**2f**) and cyano (**2g**) electron withdrawing groups were treated with ethyl 5-phenyl-1,2,3-triazine-4-carboxylate-1-oxide **12a**, and pyrazole derivatives **13b–13g** were formed in good yields (Scheme 6). The diazo compounds with phosphonate, amide, and sulfone electron withdrawing groups reacted faster than did those with ester, ketone, or cyano groups.

The reaction of 1,2,3-triazine 1-oxide **12a** with  $\alpha$ -diaoacetophenone **2d** produced pyrazole **13d** and a reaction intermediate **13d'** with a pyrazole-fused ring whose structure was confirmed by X-ray crystallography. Pyrazole **13d** was isolated as the sole product from **13d'** upon further treatment with cesium carbonate (Scheme 7).

DFT calculations on the reaction mechanism suggest an energetically favored deprotonation of the diazoalkane to form the corresponding diazomethyl anion (Fig. 1). This deprotonation is favored for a broad range of different diazoalkanes, which is in line with the observed tolerance of different electron-withdrawing groups (for details please see Schemes 3 and S1 in the ESI†). In a first reaction step, the diazomethyl anion undergoes nucleophilic addition to the 6-position of 1,2,3-triazine or 1,2,3-triazine-1-oxide to generate **INT1A** or its oxidised analogue **INT1B**, respectively (Fig. 1a). The reactivity of **INT1A** and **INT1B**, however, differs significantly and rationalizes the divergent reaction outcome.



**Scheme 6** Pyrazole formation from 1,2,3-triazine 1-oxides and diazomethyl compounds. Reactions were performed a 0.1 mmol scale by addition of  $\text{Cs}_2\text{CO}_3$  (0.2 mmol) to 1.0 mL ACN solution of compound **12** and **2**. A 20% molar excess of the diazomethyl compound **2** was employed.



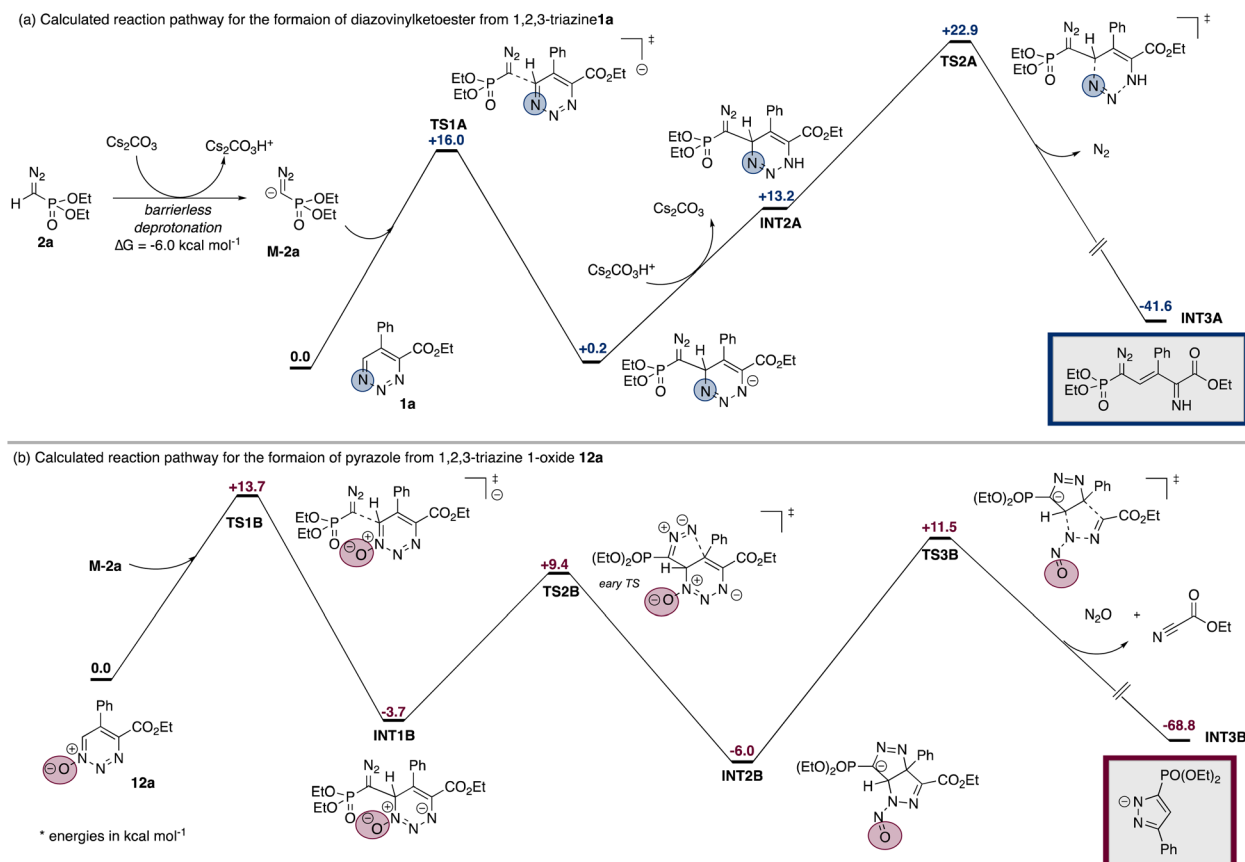
**Scheme 7** Pyrazole formation from reaction of **12a** with the anion from **2d** via intermediate **13d'**. Reaction was performed on a 0.1 mmol scale by addition of  $\text{Cs}_2\text{CO}_3$  (0.2 mmol) to 1.0 mL ACN solution of compound **12a** and **2d** (0.12 mmol).

A reprotonation step initiates the reaction pathway for rupture of the triazine ring and formation of the open-chain product **3a**. In the case of **INT1a** such re-protonation is followed by the cleavage of nitrogen gas to form **INT3a** via **TS2a** ( $\Delta G = +22.9 \text{ kcal mol}^{-1}$ ). In the presence of water **INT3a** will provide the desired product **3a**. For the reaction of the triazine-1-oxide-based intermediate **INT1b**, such re-protonation would give **INTb4** and is significantly higher in energy (see Scheme S3 in ESI<sup>†</sup>). Moreover, in this case the cleavage of  $\text{N}_2\text{O}$  via **TS4b**

requires a total activation energy of  $+53.6 \text{ kcal mol}^{-1}$  and is therefore not feasible.<sup>†</sup>

The surprising formation of the pyrazole product is a result of a cyclization reaction starting from the oxidized intermediate **INT1b** (Fig. 1b). This cyclization gives a product of a formal [3 + 2] cycloaddition in which the N-atom of the diazo functional group reacts at the 5-position of the former 1,2,3-triazine-1-oxide with an activation energy of  $+13.1 \text{ kcal mol}^{-1}$  (**TS2b**). Interestingly, **TS2b** is an early transition state that directly leads to a complex rearrangement of the molecular framework and the formation of **INT2b**, which makes the back reaction unfavorable. In a last step, the cleavage of  $\text{N}_2\text{O}$  and ethyl cyano-carboxylate takes place to furnish pyrazole derivative **INT3b** ( $\Delta G = +17.5 \text{ kcal mol}^{-1}$ ) (eqn (1)). Notably, the reaction pathway via **INT2b** is confirmed for the reaction with  $\alpha$ -diazooacetophenone **2d** (Scheme 7).

In the case of triazine, the related [3 + 2] cycloaddition from **INT1a** would proceed via **TS3a** ( $\Delta G = +18.4 \text{ kcal mol}^{-1}$ ) to form **INT4a**, which is higher in energy by  $+7.6 \text{ kcal mol}^{-1}$  compared to **INT1a** (see Scheme S2 in ESI<sup>†</sup>). In this case, no subsequent skeletal rearrangement occurs and therefore, the equilibrium of this reaction clearly lies on the side of **INT1a** and therefore disfavors the formation of the pyrazole product. In the pyrazole forming pathway, the main difference thus lies in an equilibrium of a stepwise [3 + 2] cycloaddition reaction and



**Fig. 1** DFT assessment of the reaction pathways to diazovinyloxyesters (from 1,2,3-triazines) and pyrazoles (from 1,2,3-triazine 1-oxides). The pathways diverge following nucleophilic addition at the 6-position.

a subsequent skeletal rearrangement, which is favored for triazine-1-oxide.

In conclusion, we describe divergent reactions of 1,2,3-triazines and 1,2,3-triazine 1-oxides with diazomethyl compounds in the presence of cesium carbonate. Initial nucleophilic attack occurs at the 6-position of both the triazine and triazine 1-oxide, but the triazine produces diazo-vinylketoesters with five to six contiguous  $sp^2$  carbons, and the triazine 1-oxide gives rise to pyrazole derivatives through extrusion of ethyl cyanocarboxylate and  $N_2O$ . Nucleophiles from deprotonation of diazomethyl compounds having phosphonate, ester, amide, sulfone, trifluoromethyl and cyano functional groups have been reacted with both triazines and triazine 1-oxides to identify the breadth of this protocol. Moreover, a Rh(II)-catalyzed transformation of aryl-substituted vinyl-diazoketoesters provides substituted indene scaffolds with excellent yields. Reactions with the phosphonate-vinyl-diazoketoester having pendant functionalized alkyl substituents, instead of aryl, undergo C–H insertion, but enantioselectivity is limited with the optimum catalyst that has been used. Nucleophilic addition reactions on this poly-functionalized template occur at the ketone carbonyl group, except in the reaction with cyanide in which conjugate addition is exclusive. A detailed mechanistic study has been described based on reaction intermediates, reaction byproducts, and DFT energy calculations.

## Data availability

The data supporting the findings of this study are available within the article and its ESI.†

## Author contributions

All authors contributed to the manuscript, and all authors have given their approval for the final version of the manuscript.

## Conflicts of interest

There are no conflicts to declare.

## Acknowledgements

RMK acknowledges Deutsche Forschungsgemeinschaft for their financial support. MPD acknowledges the Welch Foundation (AX-1871) for their financial support.

## Notes and references

- 1 F.-G. Zhang, Z. Chen, X. Tang and J.-A. Ma, *Chem. Rev.*, 2021, **121**, 14555–14593.
- 2 (a) A. M. Mfuh and O. V. Larionov, *Curr. Med. Chem.*, 2015, **22**, 2819–2857; (b) O. V. Larionov, *Heterocyclic N-Oxides*, Springer International Publishing, Cham, Switzerland, 2018; (c) S. Cascioferro, B. Parrino, V. Spano, A. Carbone, A. Montalbano, P. Barraja and P. Diana, *Eur. J. Med. Chem.*, 2017, **142**, 74–86.
- 3 (a) Y. Zhang, H. Luo, Q. Lu, Q. An, Y. Li, S. Li and Z. Tang, *Chin. Chem. Lett.*, 2021, **32**, 393–396; (b) Z. C. Wu, K. N. Houk, D. L. Boger and D. Svatoněk, *J. Am. Chem. Soc.*, 2022, **144**, 10921–10928; (c) Y.-F. Yang, P. Yu and K. N. Houk, *J. Am. Chem. Soc.*, 2017, **139**, 18213–18221; (d) H. Luo, Y. Li, Y. Zhang, Q. An, M. Xu, S. Li, J. Li and B. Li, *J. Org. Chem.*, 2022, **87**, 2590–2600.
- 4 L. De Angelis, G. C. Haug, G. Rivera, S. Biswas, A. Al-Sayyed, H. Arman, O. Larionov and M. P. Doyle, *J. Am. Chem. Soc.*, 2023, **145**, 13059–13068.
- 5 (a) A. Ohsawa, H. H. Arai, H. Ohnishi and H. Igeta, *J. Chem. Soc., Chem. Commun.*, 1980, 1182–1183; (b) A. Ohsawa, H. Arai, H. Ohnishi, T. Kaihoh, K. Yamaguchi, H. Igeta and Y. Iitaka, *Chem. Pharm. Bull.*, 1986, **34**, 109; (c) S. I. Nagai, T. Ueda and J. Het, *Chem*, 2000, **37**, 1663–1664.
- 6 L. De Angelis, H. Zheng, M. T. Perz, H. Arman and M. P. Doyle, *Org. Lett.*, 2021, **23**, 6542–6546.
- 7 G. Rivera, L. De Angelis, A. Al-Sayyed, S. Biswas, H. Arman and M. P. Doyle, *Org. Lett.*, 2022, **24**, 6543–6547.
- 8 S. Biswas, L. De Angelis, G. Rivera, H. Arman and M. P. Doyle, *Org. Lett.*, 2023, **25**, 1104–1108.
- 9 Y. Zhang and J. Wang, *Chem. Commun.*, 2009, 5350–5361.
- 10 M. Marinozzi, F. Pertusati and M. Serpi, *Chem. Rev.*, 2016, **116**, 13991–14055.
- 11 P. K. Mykhailiuk and R. M. Koenigs, *Chem.–Eur. J.*, 2020, **26**, 89–101.
- 12 (a) E. D. Anderson and D. L. Boger, *J. Am. Chem. Soc.*, 2011, **133**, 12285–12292; (b) H. Sugimura, R. Takeuchi, S. Ichikawa, E. Nagayama and I. Sasaki, *Org. Lett.*, 2018, **20**, 3434–3437; (c) H. Neunhoeffler, R. Bopp and W. Diehl, *Liebigs Ann. Chem.*, 1993, **4**, 367–373.
- 13 (a) M. Regitz and G. Maas, *Diazo Compounds. Properties and Synthesis*, Academic Press, Orlando, FL, 1986; (b) J. Wang, and D. Qiu, *Recent developments of diazo compounds in organic synthesis*, World Scientific, London, 2020.
- 14 Q. Tang, K. Fu, P. Ruan, S. Dong, Z. Su, X. Liu and X. Feng, *Angew. Chem., Int. Ed.*, 2019, **58**, 11846–11851.
- 15 J. Durka, J. Turkowska and D. Gryko, *ACS Sustainable Chem. Eng.*, 2021, **9**, 8895–8918.
- 16 M. P. Doyle, M. A. McKervey and T. Ye, *Modern Catalytic Methods for Organic Synthesis with Diazo Compounds*, John Wiley & Sons, Inc., New York, NY, 1998, ch. 6.
- 17 (a) N. Ahmed, *Stud. Nat. Prod. Chem.*, 2016, **51**, 383–434; (b) P. Prasher and M. Sharma, *ChemistrySelect*, 2021, **6**, 2658–2677; (c) H. Gao, J. A. Katzenellenbogen, R. Garg and C. Hansch, *Chem. Rev.*, 1999, **99**, 723–744.
- 18 M. Yamawaki, H. Tsutsui, S. Kitagaki, M. Anada and S. Hashimoto, *Tetrahedron Lett.*, 2002, **43**, 9561–9564.
- 19 C. Palomo, M. Oiarbide and A. Laso, *Eur. J. Org. Chem.*, 2007, **16**, 2561–2574.
- 20 F. M. Betzler, T. M. Klapötke and S. M. Sproll, *Eur. J. Org. Chem.*, 2013, 509–514.
- 21 Nitrous oxide, *NISTWeb*, National Institute of Standards and Technology, <https://webbook.nist.gov/cgi/cbook.cgi?ID=C10024972&Type=IR-SPEC&Index=1>, accessed.
- 22 (a) R. Singh, R. Kaur, P. Ahlawat, P. Kaushik and K. Singh, *Org. Prep. Proced. Int.*, 2021, **53**, 317–351; (b) G. Küçükgülzel

- and S. Şenkardes, *Eur. J. Med. Chem.*, 2015, **97**, 786–815; (c) S. S. Fustero, M. Sánchez-Roselló, P. Barrio and A. Simón-Fuentes, *Chem. Rev.*, 2011, **111**, 6984–7034.
- 23 S. P. Chandrasekharan, A. Dhama, S. Kumara and K. Mohanan, *Org. Biomol. Chem.*, 2022, **20**, 8787–8817.
- 24 (a) P. K. Mykhailiuk, *Chem. Rev.*, 2021, **121**, 1670–1715; (b) P. Yamanushkin, K. Kaya, M. A. M. Feliciano and B. Gold, *J. Org. Chem.*, 2022, **87**, 3868–3873; (c) J. S. S. Neto and G. Zeni, *Chem. - Eur. J.*, 2020, **26**, 8175–8189.
- 25 (a) M. Dhameja and J. Pandey, *Asian J. Org. Chem.*, 2018, **7**, 1502–1523; (b) Y.-T. Tian, F.-G. Zhang and J.-A. Ma, *J. Org. Chem.*, 2021, **86**, 3574–3582; (c) L. Devi, G. Sharma, R. Kant, S. Shukla and N. Rastogi, *Org. Biomol. Chem.*, 2021, **19**, 4123–4126; (d) K. Ruffell, F. R. S. Smith, M. T. Green, S. M. Nicolle, M. Inman, W. Lewis, C. J. Hayes and C. J. Moody, *Eur. J. Chem.*, 2021, **27**, 13703–13708.
- 26 M. P. Sammes and A. R. Katritzky, *Adv. Heterocycl. Chem.*, 1983, **34**, 1–52.
- 27 (a) S. Muruganatham, S. M. Mobin and I. N. N. Namboothiri, *Org. Lett.*, 2007, **9**, 1125–1128; (b) R. Kumar, D. Verma, S. M. Mobin and I. N. N. Namboothiri, *Org. Lett.*, 2012, **14**, 4070–4073.