

EXPERT OPINION

1. Introduction
2. Pyrazoline patents
3. Expert opinion

informa
healthcare

Recent advances in the therapeutic applications of pyrazolines

Mohamed R Shaaban, Abdelrahman S Mayhoub & Ahmad M Farag[†]

[†]Cairo University, Faculty of Science, Department of Chemistry, Giza 12613, Egypt

Introduction: Pyrazolines are well-known and important nitrogen-containing five-membered ring heterocyclic compounds. Various methods have been worked out for their synthesis. Several pyrazoline derivatives have been found to possess diverse biological properties, which has stimulated research activity in this field.

Areas covered: The present review sheds light on the recent therapeutic patent literature (2000 – 2011) describing the applications of pyrazolines and their derivatives on selected activities. Many of the therapeutic applications of pyrazoline derivatives have been discussed, either in the patent or in the general literature areas in this review. In addition to selected biological data, a wide range of pharmaceutical applications and pharmaceutical compositions are also summarized.

Expert opinion: Pyrazoline derivatives have numerous prominent pharmacological effects, such as antimicrobial (antibacterial, antifungal, antiamoebic, antimycobacterial), anti-inflammatory, analgesic, antidepressant and anticancer. Further pharmacological effects include cannabinoid CB1 receptor antagonists, antiepileptic, antitrypanosomal, antiviral activity, MAO-inhibitory, antinociceptive activity, insecticidal, hypotensive, nitric oxide synthase inhibitor, antioxidant, steroidal and antidiabetic. Lastly, they also effect ACAT inhibition, urotensin II and somatostatin-5 receptors, TGF- β signal transduction inhibitors and neurocytotoxicity inhibitors activities. Many new pyrazoline derivatives have been synthesized and patented, but there are still new aspects to explore and work on.

Keywords: 2-pyrazolines, biological activity, dihydropyrazoles, pharmacological activity

Expert Opin. Ther. Patents (2012) 22(3):253-291

1. Introduction

Pyrazoline is a five-membered ring heterocycle having two adjacent nitrogen atoms within the ring. It has only one endocyclic double bond and is of basic in nature [1]. They are also known as dihydropyrazoles and their chemistry are closely related to pyrazoles. According to heterocyclic nomenclature, pyrazolines require that the nitrogen atoms to be numbered 1 and 2 in each structure. There are three well-known tautomeric structures for pyrazolines namely: 1-pyrazoline, 2-pyrazoline and 3-pyrazoline (Figure 1). However, among these tautomeric structures, 2-pyrazoline is the most common.

Pyrazoline derivatives are electron-rich nitrogenous heterocycles, which play an important role in the diverse biological activities. Among its derivatives, 3-substituted pyrazolines seem to be the most attractive pyrazoline-type derivatives [2]. These heterocyclic compounds are widely occurring in nature in the form of alkaloids, vitamins, pigments and as constituents of plant and animal cell.

Article highlights.

- Pyrazoline heterocycle provides a structural core for building huge variety of biologically active compounds.
- The pharmacological activity of pyrazoline-based compounds extends from central nervous system (CNS) applications to antimicrobials.
- The most predominant pharmacological activity was observed for the class of 'antimicrobials'.
- Cannabinoid receptor type 1 (CB1) pyrazoline modulators are very useful in treatment of obesity and schizophrenia.
- Pyrazoline-containing cytotoxic compounds are not only useful in treatment of cancer, but also some of them act as cancer chemopreventive agents.
- There are many reports centered on the antimycobacterium activity of pyrazoline-containing compounds, most of them have been assayed versus the vaccine-strain H37Rv.

This box summarizes key points contained in the article.

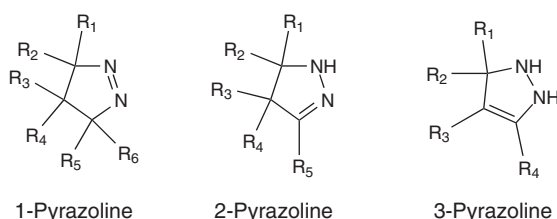


Figure 1. Tautomeric structures for pyrazolines.

According to the X-ray analysis, pyrazoline ring has the structure of the five-membered dihydropyrazole ring and it has an envelope conformation [3]. The carbon atom at position-5 is deviated from the almost planar system of the other four atoms of the heterocyclic ring [4]. 2-Pyrazoline is insoluble in water but soluble in propylene glycol because of its lipophilic character [4].

Diversely substituted pyrazolines and their derivatives embedded with variety of functional groups are important biologically active agents and a huge amount of research activities have been directed toward this class of compounds. Pyrazoline derivatives are typical ICT (intramolecular charge transfer) compounds [5], and are known as a kind of fluorescent brightening agents because they have strong blue fluorescence in solution.

A classical synthesis of these compounds has been stimulated after the pioneering work of Fischer and Knöevenagel in the late 19th century [6]. The reaction of α,β -unsaturated aldehydes and ketones with hydrazines became one of the most popular methods for the preparation of 2-pyrazolines [7,8]. In this method, hydrazones are formed as intermediates, which can be subsequently cyclized to 2-pyrazolines in the presence of a suitable cyclizing reagent like acetic acid. An alternative route involves 1,3-dipolar cycloaddition of nitrileimines to

carbon-carbon double bond of arylmethylene (arylidene derivatives of active methylene) compounds as well as acrylic and cinnamic acid derivatives [9-15]. The discovery of this class of compounds and considering their efficiency as drugs provides an outstanding case history of modern drug developments and also points out the unpredictability of pharmacological activity from structural modification of a prototype drug molecule. In general, pyrazoline derivatives display a broad spectrum of potential pharmacological activities and have wide medical applications.

2. Pyrazoline patents

2.1 Overview of patent activity

In the last decade, a significant interest of research in heterocyclic chemistry has been directed to substituted 2-pyrazoline derivatives. Section 2.2 of this review focuses on the recent development on pyrazolines along with their biological properties in both regular literature and patents field. Recently, some important reviews have been published on pyrazoline compounds [16,17].

The present review casts light on the recent patents and literature that is directed toward the therapeutic applications of pyrazolines during the period 2000 – 2011. The patents activities that have been reviewed include the World Intellectual Property Organization (WIPO), United States Patent Trademark Office (USPTO), The European Patent Office (EP), German Offen. (DE), Spain (ES), China (CN) and Korea (KR) patents. Figure 2 illustrates the distribution of patents over the period 2000 – 2010. Obviously, 2007 has the highest activity in the therapeutic applications of pyrazolines.

2.2 Biological and therapeutic applications of pyrazolines

2.2.1 Cannabinoid CB1 receptor antagonists

One of the most attractive subjects of intensive research on pyrazoline derivatives is cannabinoid receptor type 1 (CB1) antagonists due to their highly fruitful therapeutic features. CB1 receptor antagonists have good prospects in many therapeutic areas, such as smoking and alcohol addiction as well as cognitive impairment. Recently, new chemical entities (NCEs) with CB1 antagonistic properties, structurally related to rimonabant 1, have been disclosed by some academic research groups and several pharmaceutical companies as well. There are a considerable number of CB1 antagonists that are bioisosteres and derived from rimonabant (1) by replacement of the pyrazole moiety with other heterocyclic analogs like pyrazoline.

Recently, Marti *et al.* reported one-pot preparation of cinchonidine salt of (4*S*,5*S*)-5-(4-chlorophenyl)-1-(2,4-dichlorophenyl)-4-methyl-4,5-dihydro-1*H*-pyrazole-3-carboxylic acid (2), which is useful as an intermediate in the preparation of cannabinoid CB1 neutral antagonists. The method is efficient to avoid isolation of intermediates and produces product in good yield and enantiomeric excess [18].

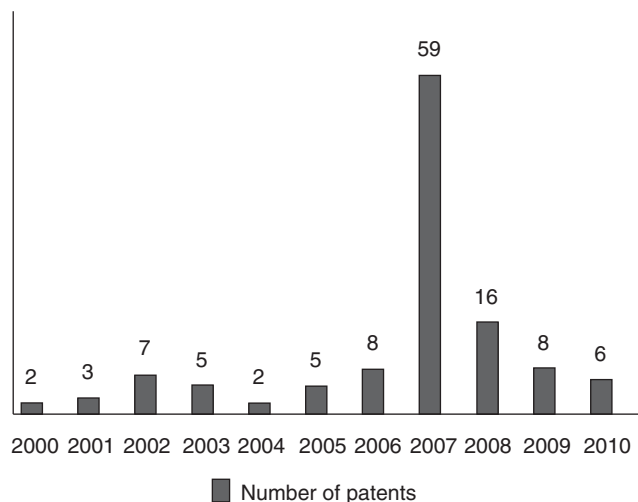
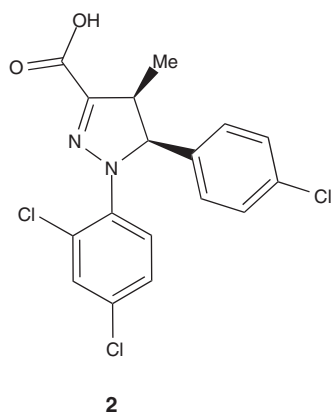
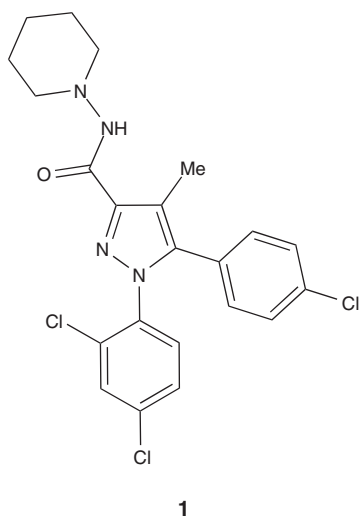


Figure 2. The distribution of patents on pyrazolines over the period 2000 – 2010.



Also, synthesis of 3,4-diphenyl-4,5-dihydro-pyrazole-1-carboxylic acid hydrazide **3**, which is used as CB1 modulators was achieved by Yoo *et al.* [19]. In CB1 receptor binding assay, pyrazoline **4** hydrochloride showed 97% affinity at 3 μ M. So far, pyrazoline derivatives of the general structure **5** are claimed to be useful for the treatment of obesity and schizophrenia.

Preparation of the cannabinoid CB1 receptor ligand 5-(4-chlorophenyl)-1-(2,4-dichlorophenyl)-*N*-(*cis*-2,6-dimethylpiperidin-1-yl)-4-methyl-4,5-dihydro-1*H*-pyrazole-3-carboxamide (**6a**) have been reported by Soler *et al.* [20,21]. Solid solutions and/or solid dispersions of **6a** as racemate, or the (*S*)-enantiomer **6b** were prepared efficiently in such patents. The same results have been achieved by Vela Hernandez for the preparation of (4*S*,5*S*)-5-(4-chlorophenyl)-1-(2,4-dichlorophenyl)-*N*-(*cis*-2,6-dimethylpiperidin-1-yl)-4-methyl-4,5-dihydro-1*H*-pyrazole-3-carboxamide (**6b**) as a cannabinoid CB1 neutral antagonist for treatment of food intake disorders [28,29].

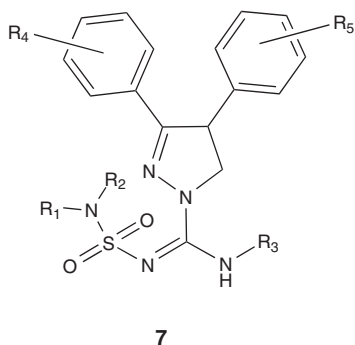
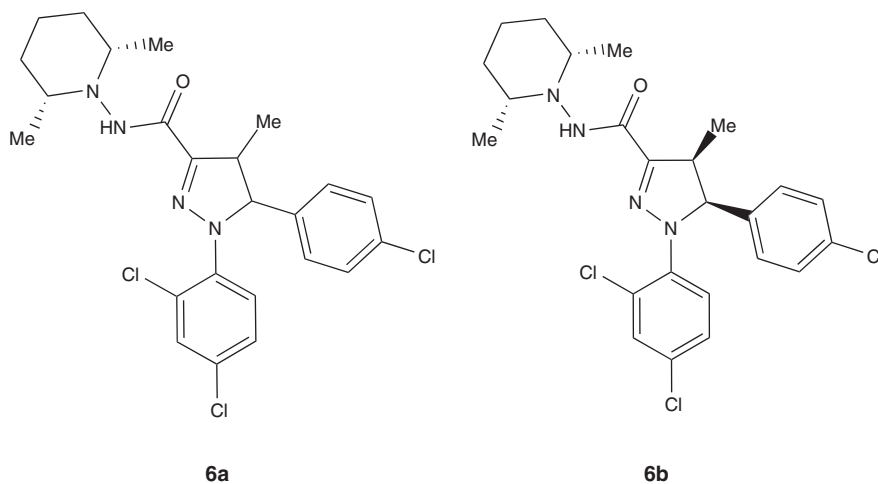
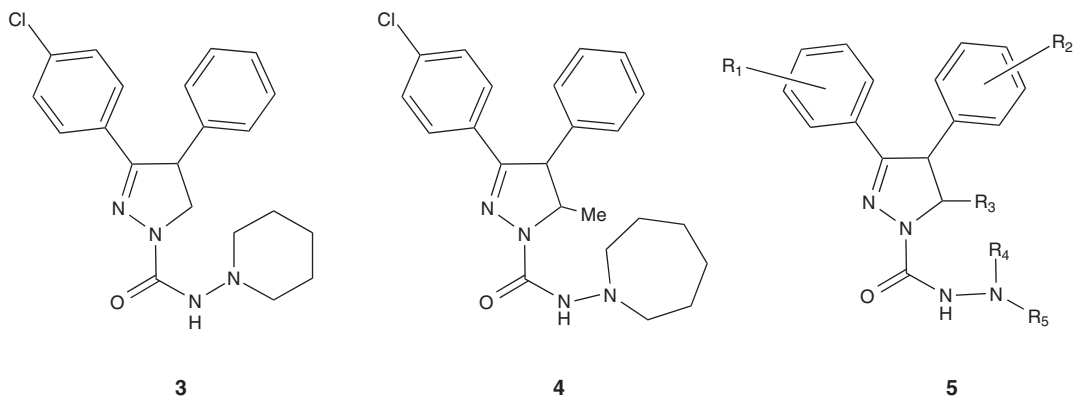
In the same context, Mcelroy and Chorvat have achieved the preparation of substituted *N*-phenyl-5-phenyl-pyrazolin-3-yl amides as cannabinoid receptor antagonists/inverse agonists useful for treating obesity, diabetes, dyslipidemias, cardiovascular disorders and/or hepatic disorders [22].

3,4-Diarylpiprazoline derivatives **7** have been reported by Lange *et al.* as potent CB1 receptor antagonists. Compound **7** showed lower lipophilic characters. The dramatic change was the replacement of the arylsulfonyl group by a dialkylamino-sulfonyl moiety. One of these compounds exhibited the highest CB1 receptor affinity as well as very potent CB1 antagonistic activity and a high CB1/CB2 subtype selectivity [23].

Sulfonamide-containing pyrazoline derivatives of general structure **8** were prepared by Buschmann *et al.* [24] and were used as CB1 modulators. Compounds **9** have been prepared *via* a multistep synthesis starting from 5-(4-chlorophenyl)-1-(2,4-dichlorophenyl)-4,5-dihydro-1*H*-pyrazole-3-carboxylic acid. The pyrazoline **9** showed a high affinity to the CB1 receptor and IC₅₀ value of 14.1 nM.

A number of analogs of diaryl-2-pyrazoline-3-carboxamides **10** have been prepared by Srivastava *et al.* and were evaluated for appetite suppression and body weight reduction in animal models. Both of the bisulfate salt of (\pm)-5-(4-chlorophenyl)-1-(2,4-dichlorophenyl)-4,5-dihydro-1*H*-pyrazole-3-carboxylic acid morpholin-4-ylamide and (-)-5-(4-chlorophenyl)-1-(2,4-dichlorophenyl)-4,5-dihydro-1*H*-pyrazole-3-carboxylic acid morpholin-4-ylamide (**11**) showed significant body weight reduction *in vivo*. This was attributed to their CB1 antagonistic activity together with favorable pharmacokinetic profiles [25].

Donohue *et al.* used the radio-labeled ligands of (-)-3-(4-chlorophenyl)-*N*-[(4-cyanophenyl)sulfonyl]-4-phenyl-4,5-dihydro-1*H*-pyrazole-1-carboxamide (**12**) for imaging of CB1 receptors *in vivo* with positron emission tomography (PET) for understanding their importance in neuropsychiatric disorders [26].



Also, some substituted pyrazoline derivatives 13 have been reported by Fisas-Escasany and Buschmann [27] and were evaluated for preventing weight gain. They reported a multistep synthesis of pyrazoline derivatives 14, starting from 4-chlorobenzaldehyde and ethyl pyruvate. Compounds 14 showed IC_{50} value of 26 nM when tested *in vitro* for the rat CB1 receptor subtype.

In the same consequence, Buschmann *et al.* reported the preparation of 4-substituted pyrazoline derivatives 13 as cannabinoid receptor inhibitors for treating various diseases [34].

Lange *et al.* [30] reported the reaction of (pentylhydrazono) acetic acid ethyl ester, with *N*-chlorosuccinimide (NCS)

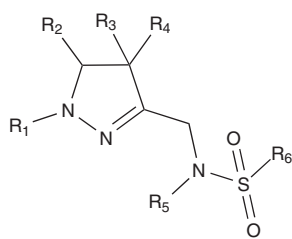
followed by *in situ* treatment with styrene, hydrolysis and amidation with 2-adamantanamine hydrochloride to afford the pyrazoline 16. The latter compound showed high affinity for cannabinoid receptors and agonistic activity on CB1 receptor, which is also useful for the treatment of multiple sclerosis and traumatic brain injury.

4,5-Dihydro-(1*H*)-pyrazole derivatives 17 and 18 have been prepared by Yildirim *et al.* [31]. Compounds containing the pyrazoline structure 17 are used as CB1 receptor modulators. Pyrazoline 18 exhibited pK_i values of 8.1 and 8.4 for CB1 and CB2, respectively, in cannabinoid receptor affinity assays.

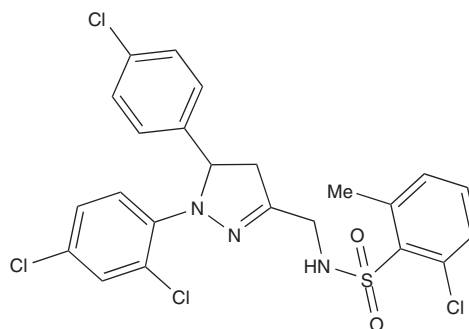
Indoline-substituted pyrazoline derivatives 20 and 21 have been reported as cannabinoid receptor modulators by Torrens-Jover *et al.* [32]. Compounds of the general structure 19 were tested for their cannabinoid activity *in vivo*.

In addition, azepane- or azocane-substituted pyrazoline derivatives 22 have been also prepared by Torrens-Jover *et al.* [33].

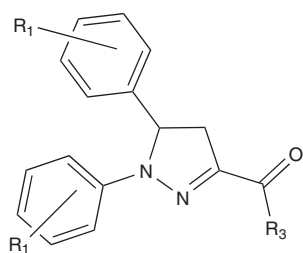
Preparation of octahydropentalene- and cycloalkane-substituted pyrazoline derivatives 23 and 24, respectively have been achieved by Torrens-Jover *et al.* [36,37]. Some of the selected compounds of the general formula 25 were tested for their *in vivo* cannabinoid activity. Also, some prodrugs of pyrazoline compounds 25 have been prepared by Torrens-Jover *et al.* as CB1 receptor antagonists [38].



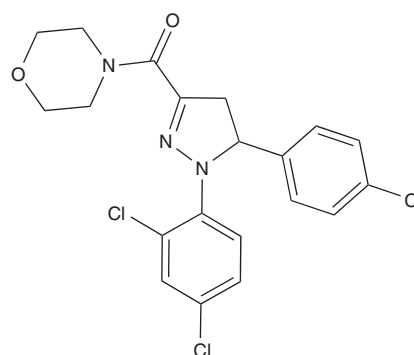
8



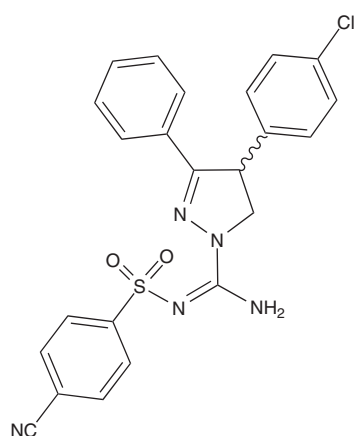
9



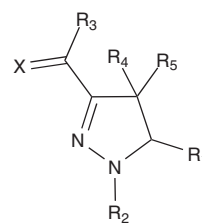
10



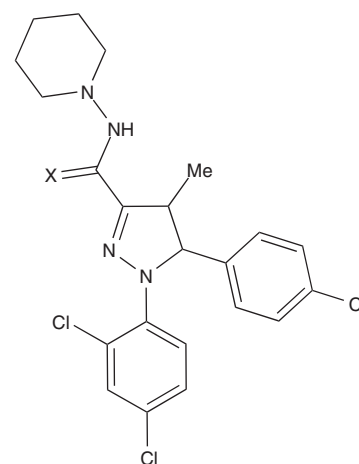
11



12



13

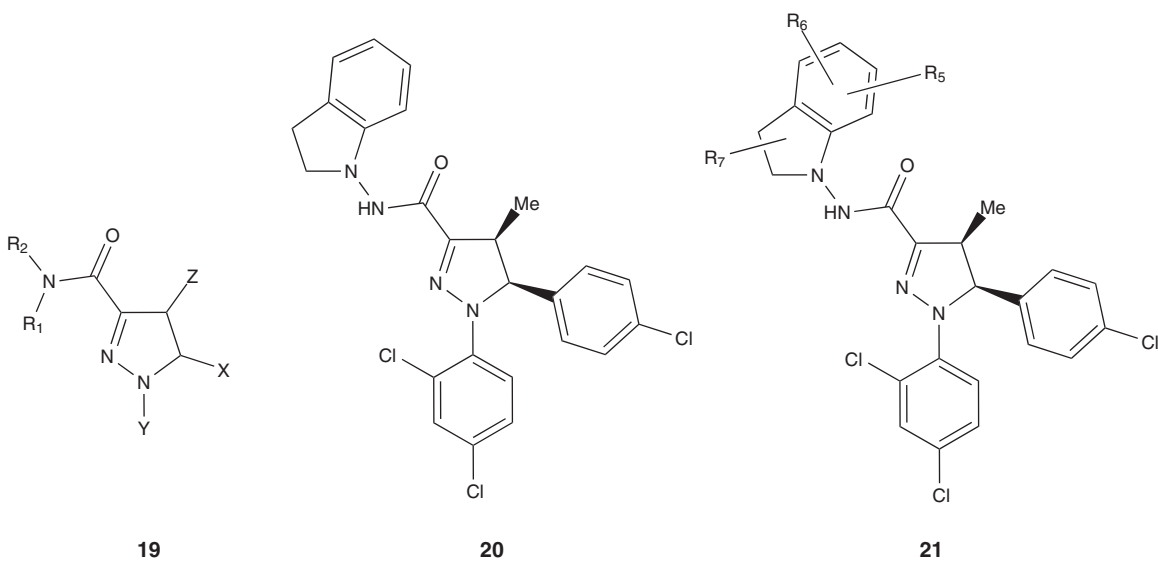
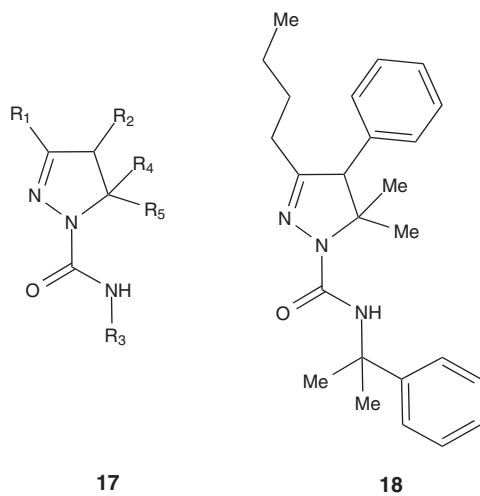
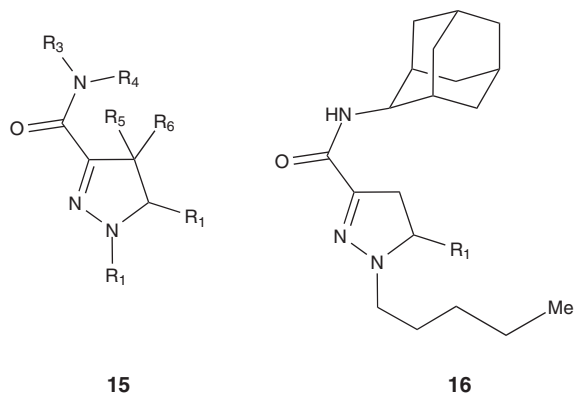


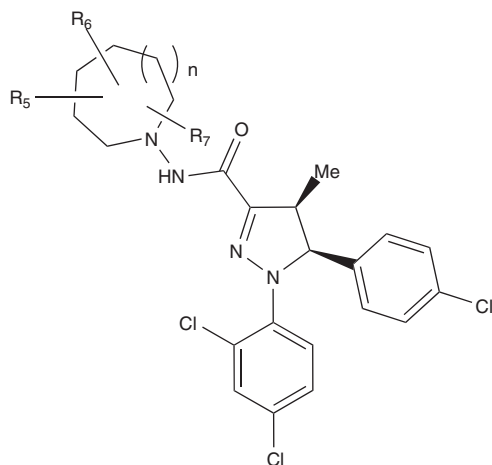
14

2.2.2 Anticancer activity

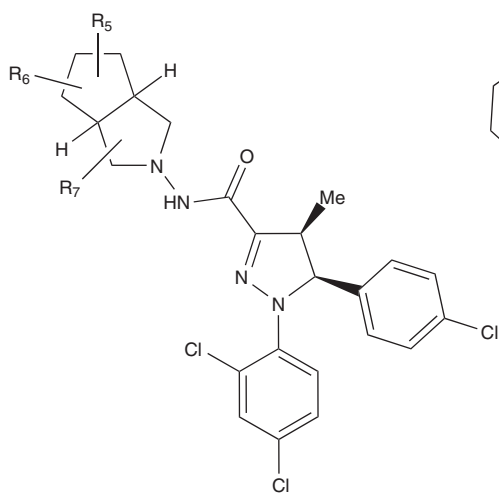
Recently, syntheses of 4-substituted 1*H*-pyrazolines have been achieved by Yenes-Minguez and Torrens-Jover [39]. The synthesized pyrazoline derivatives 26 have been investigated for cancer treatment or prophylaxis. Pyrazolines such as 27 and 28 could be successfully employed in treatment and/or cancers prophylaxis of many types ranging from the brain, bone, mouth, esophagus, stomach, liver, bladder, pancreas, cervix, lung, breast, colon, rectum or prostate cancers.

Several novel thiazolone-based compounds containing 5-aryl-3-phenyl-4,5-dihydro-1*H*-pyrazol-1-yl framework 29a have been reported by Havrylyuk *et al.* [40]. The synthesized compounds were evaluated *in vitro* for their cytotoxic activity. Most of the tested compounds displayed promising anticancer activity versus variety of cancer types including leukemia, melanoma, lung, colon, ovarian, renal, prostate and breast cancer cell lines. Among these series, compound 29b showed the most efficient anticancer potency

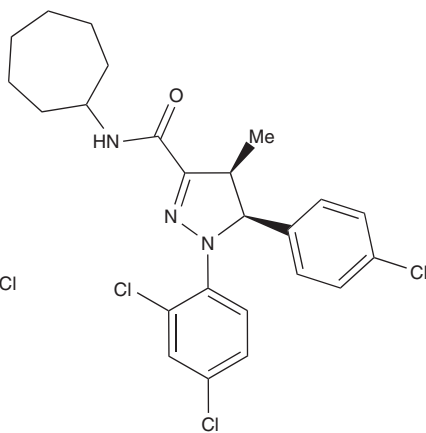




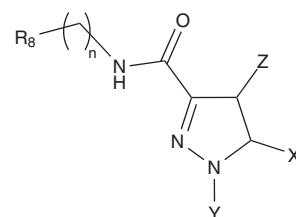
22



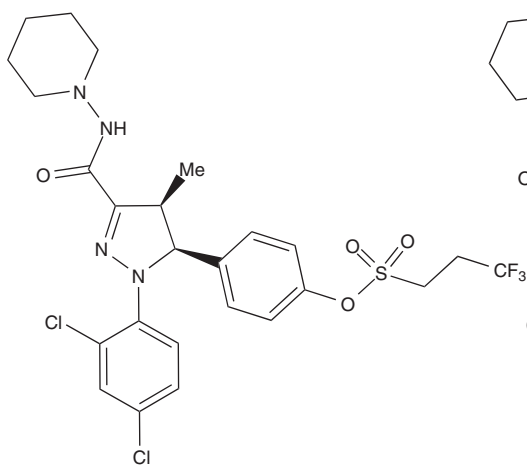
23



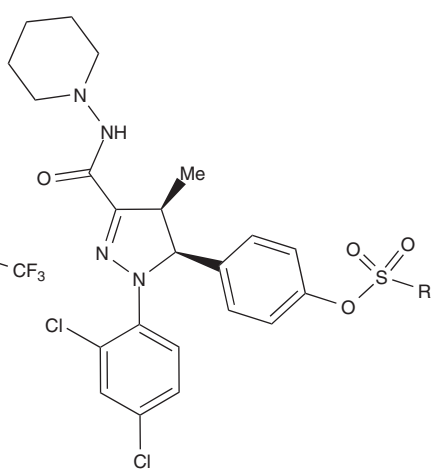
24



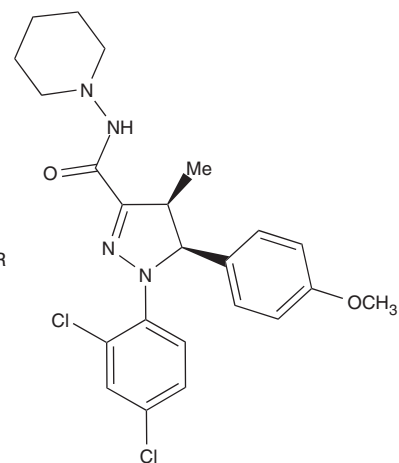
25



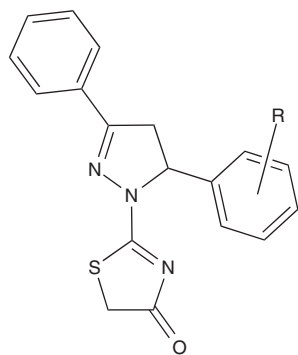
26



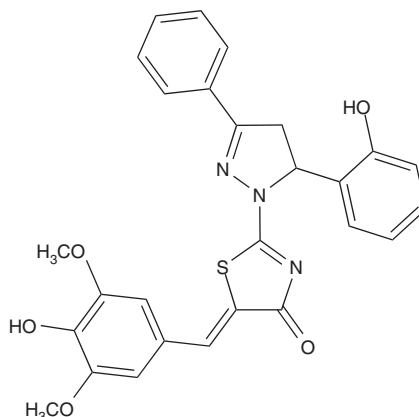
27



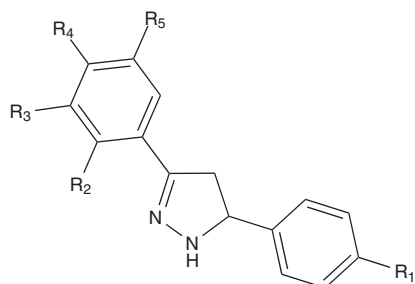
28



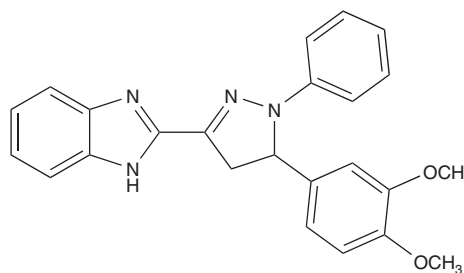
29a



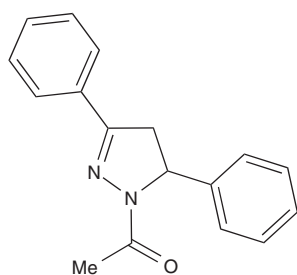
29b



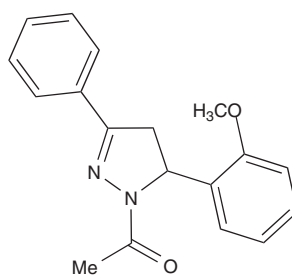
30



31



32



33

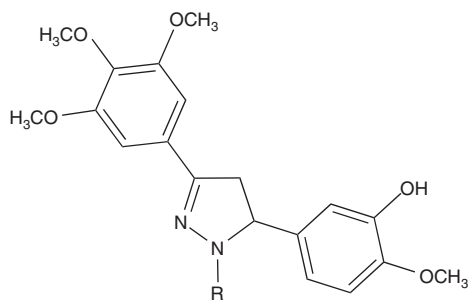
and was found to be active with selective influence on colon cancer cell lines, especially on HT-29 ($\log GI_{50} = -6.37$).

Bhat *et al.* [41] prepared some substituted pyrazoline derivatives 30 and evaluated for their *in vitro* cytotoxic activity against a panel of human cancer cell lines. Only eight compounds showed marked activity out of 93 screened compounds.

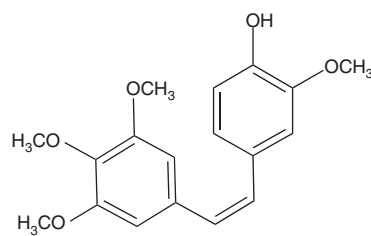
The antineoplastic activities a series of pyrazoline-bearing benzimidazoles versus full NCI 60 cell panel have been reported by Shahrayar *et al.* [42]. Compound 31 demonstrated the best cytotoxic properties. It has high

selectivity against certain cell lines including Leukemia CCRF-CEM and RPMI-8226 cell lines with GI_{50} values of 2.23 and 2.76 μM , respectively [42].

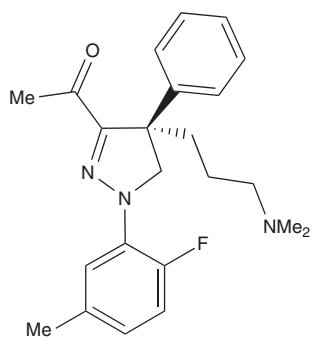
1-Acetyl-3,5-diphenyl-4,5-dihydro-(1*H*)-pyrazole derivatives 32 and 33 have been reported by Manna *et al.* [43], evaluated for their antineoplastic activity, and for their inhibitory effect on P-glycoprotein-mediated multidrug resistance protein (MDR1); which confers resistant to tumor cells by decreasing drug accumulation within tumor cells [44]. Both compounds 32 and 33 have been found to be active as MDR1 blockers.



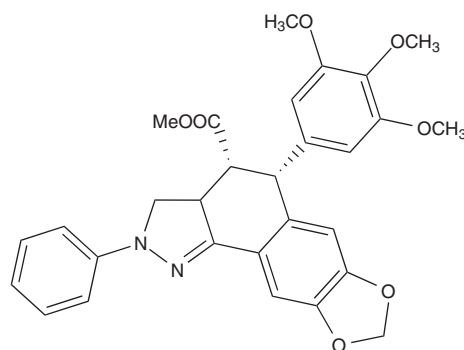
34



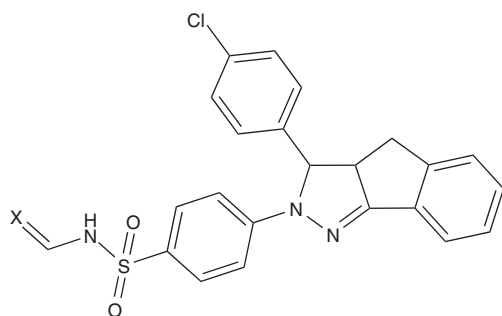
35



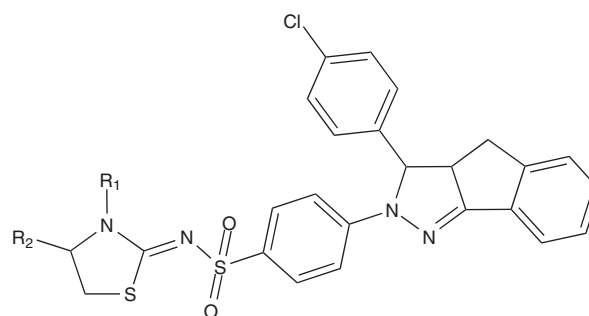
36



37



38

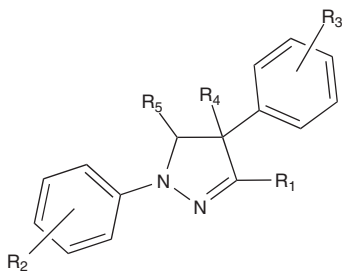


39

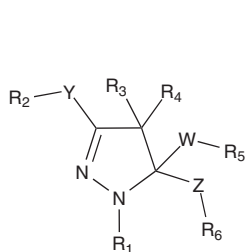
Johnson *et al.* synthesized the pyrazoline derivatives 34 in analogy to the natural *cis*-stilbene derivative combretastatin-A4 35, by replacement the ethylene-bridge with pyrazoline heterocycle, and tested for their anticancer activity [45].

1,4-Diarlyl-4,5-dihydropyrazoles 36 were reported by Roecker *et al.* to be mitotic kinesin spindle protein (KSP) inhibitors [46] with IC_{50} value of 0.2 nM and cell EC_{50} values of 3.2 nM. Some of the fused pyrazoline derivatives of

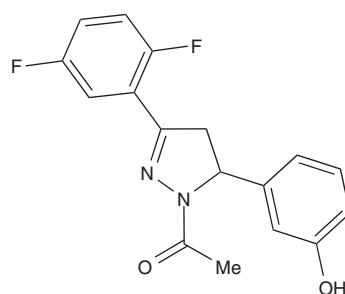
cyclolignans 37 have been reported and evaluated for their cytotoxic activities in culture cells of P-388 murine leukemia, HT-29 colon carcinoma and A-549 lung carcinoma. Indene fused series of 3-(4-chlorophenyl)-[1,2-*c*]pyrazolines substituted with benzene sulfonamides, *N1,N3*-disubstituted sulfonylurea and sulfonylthiourea scaffolds 38,39 and some derived thiazolidinone and thiazoline ring systems have been synthesized by Rostom and evaluated for their antitumor



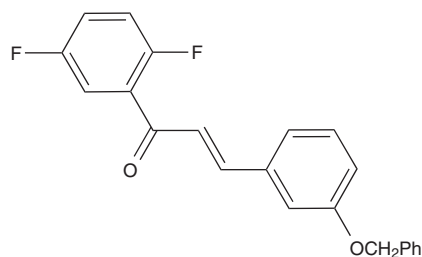
40



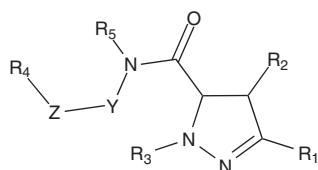
41



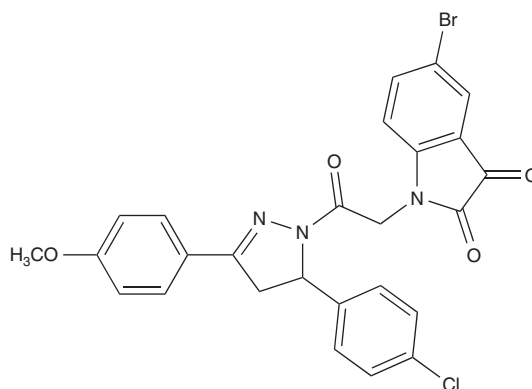
42



43



44



45

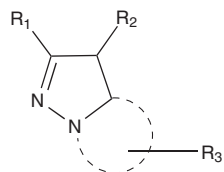
activity. Eight compounds showed promising broad-spectrum antitumor activity against most of the tested sub-panel tumor cell lines [47].

Preparation of some pyrazole derivatives of related structure to the targeted pyrazolines 40 have been achieved by Coleman *et al.* [48]. The dihydropyrazole compounds of formula 40 are useful for treating cellular proliferative diseases, for treating disorders associated with KSP kinesin activity, and for inhibiting KSP kinesin.

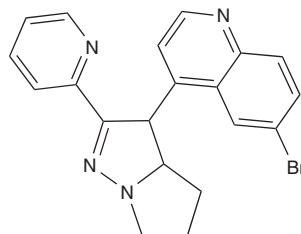
Breslin *et al.* [49] reported the preparation of 4,5-dihydro-1*H*-pyrazole derivatives 41 as potent mitotic kinesin

inhibitors. The antineoplastic activities of compounds 41 have been evaluated by kinesin ATPase *in vitro* assay using human KSP motor domain, and it revealed potent binding affinity. Compound 42 was prepared from the starting precursor 43, and demonstrated IC₅₀ value ≤ 50 μM.

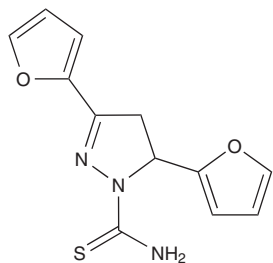
GLI proteins play pivotal roles in both cell proliferations and apoptosis [50]. It is also reported that blocking GLI genes is important in the initiation of DNA damage in early S-phase, leading to cell death in some human carcinomas [51]. He *et al.* [52,53] reported the synthesis of dihydropyrazole carboxamides 44 that were used as kits for



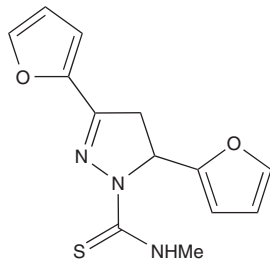
46



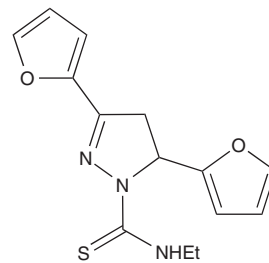
47



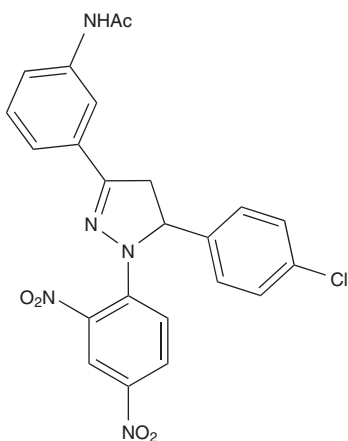
48



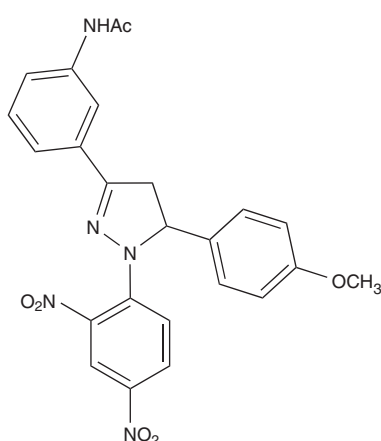
49



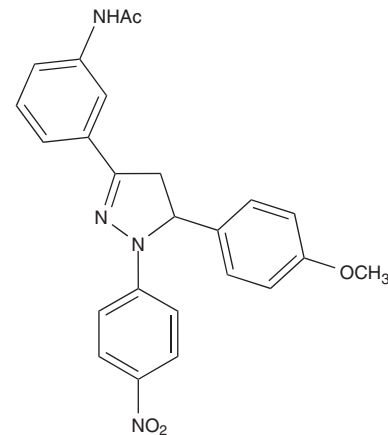
50



51



52



53

the diagnosis and treatment of cancers expressing a GLI polypeptide; in particular a GLI1, GLI2 or GLI3 polypeptide. All compounds were evaluated for their GLI polypeptide inhibitory activity.

4,5-Dihydropyrazolyl-indole-2,3-dione 45 was identified as an active antitumor candidate by Havrylyuk *et al.* with selective influence on leukemia subpanel tumor cell lines ($GI_{50} = 0.69 - 3.35 \mu\text{M}$) [54].

TGF- β is another cancer attractive target, since it is directly involved in apoptosis induction process [55-58]. The preparation of fused dihydropyrazoles 46 as TGF- β signal transduction inhibitors have been synthesized by Sawyer *et al.* [59]. For instance, 1-[[2-(6-bromoquinolin-4-yl)-1-(pyridin-2-yl)ethylidene]amino]pyrrolidin-2-one was

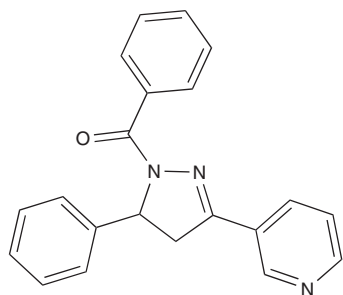
treated with sodium hydride (NaH) in dimethylformamide (DMF) at 80 – 85°C for 18 h to afford the product 47 in 54% yield. The selected pyrazolines had IC_{50} value below 20 μM for the TGF- β type I receptor.

2.2.3 CNS effects

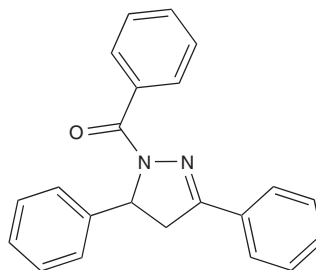
The reported central nervous system (CNS) pharmacological actions of pyrazoline derivatives include antiepileptic and antidepressant effects; in addition to neurodegenerative disorders.

2.2.3.1 Antiepileptic activity

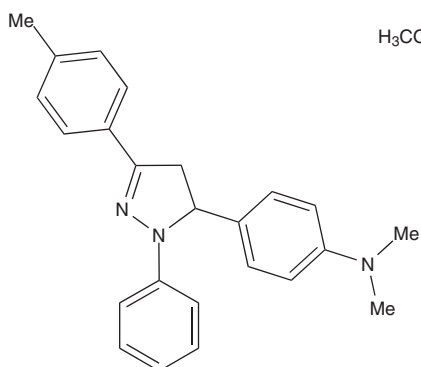
Ozdemir *et al.* [60] prepared 1-phenyl-1-thiocarbamoyl- and 1-*N*-substituted thiocarbamoyl-3-(2-furyl)-5-phenyl/



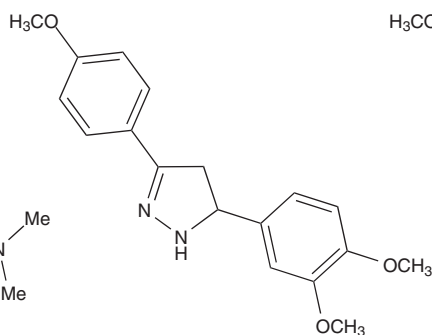
54



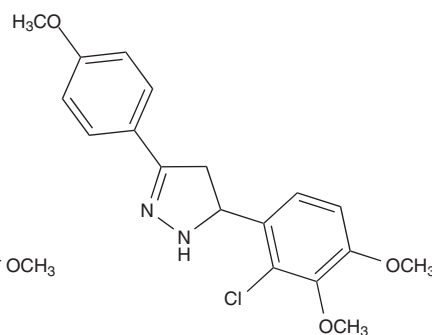
55



56



57



58

(2-furyl)-2-pyrazoline derivatives 48 – 50 and studied their antiepileptic action by maximal electroshock seizure (MES) and subcutaneous pentylenetetrazole tests. Compounds 48 – 50 were found to be protective against MES and subcutaneous metrazole (scMet) at 30 – 300 mg/kg dose levels.

Several 3-(3-acetoamino)phenyl-1,5-substituted phenyl-2-pyrazolines 51 – 53 were synthesized by Singh *et al.* [61] and evaluated for their anticonvulsant activity. The synthesized pyrazolines 51 – 53 exhibited anticonvulsant activity, which was reflected by 60 – 80% protection observed versus PTZ-induced seizures. Those compounds exhibit their anticonvulsant potentials via inhibiting oxidation of certain nicotinamide–adenine–dinucleotide substrates.

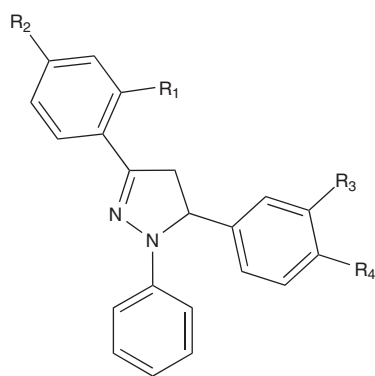
A set of pyrazoline derivatives have been prepared by Shishikura *et al.* [62] and were used as kainic acid neurocytotoxicity inhibitors. The synthesized derivatives showed non-competitive antagonism versus the non-*N*-methyl-D-aspartate (NMDA)-type ionotropic transmembrane receptor for glutamate AMPA (α -amino-3-hydroxy-5-methyl-4-isoxazolepropionic acid) receptors and are useful as nerve cell protectors, or in antiepileptic therapy. Particularly, the pyrazoline derivative; 1-benzoyl-4,5-dihydro-3,5-diphenyl-1*H*-pyrazole 54 and (+)-3-(1-benzoyl-5-phenyl-4,5-dihydro-1*H*-pyrazol-3-yl)pyridine 55 showed IC_{50} of 2.6 and 1.3 μ M versus AMPA receptors, respectively.

Some quaternary ammonium salts of substituted pyrazoline compounds have been prepared by Torrens-Jover *et al.* [63] and evaluated for their use as medicaments for the treatment of humans and animals neurocytotoxicity. The pyrazoline derivative 1 was prepared by methylation of *N*-piperidinyl-5-(4-chlorophenyl)-1-(2,4-dichlorophenyl)-4,5-dihydropyrazole-3-carboxamide with methyl iodide. All of the synthesized pyrazolines were evaluated for their neurocytotoxicity inhibitory effect.

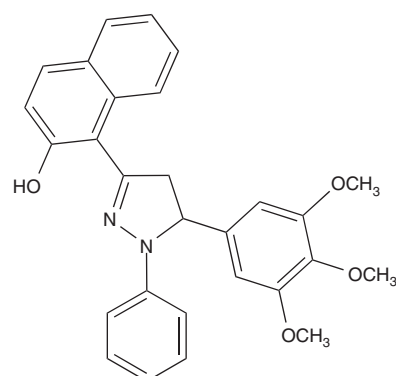
2.2.3.2 Antidepressant activity

3,5-Diphenyl-2-pyrazoline derivatives 56 – 58 showed decent antidepressant activities [64]. 3-(4-Methoxyphenyl)-5-(3,4-dimethoxyphenyl)-2-pyrazoline (56), 3-(4-methoxyphenyl)-5-(2-chloro-3,4-dimethoxyphenyl)-2-pyrazoline (57) and 3-(4-chlorophenyl)-5-(2-chloro-3,4-dimethoxyphenyl)-2-pyrazoline (58) reduced 41.9 – 48.6% immobility times at 100 mg/kg dose level. From the structure–activity relationship (SAR) point of view, it was found that 4-methoxy and 4-chloro substituents on the phenyl ring at position-3 of the pyrazoline ring increased the antidepressant activity. Replacement of these groups by bromo and methyl substituents has negative impacts on the antidepressant properties.

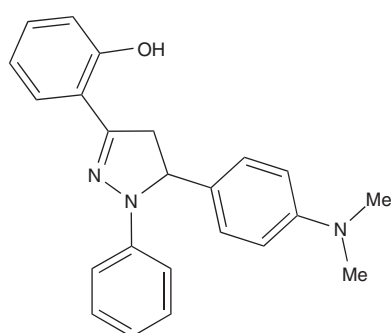
Prasad *et al.* [65] synthesized some 1,3,5-triphenyl-2-pyrazolines having the general formula 59, and



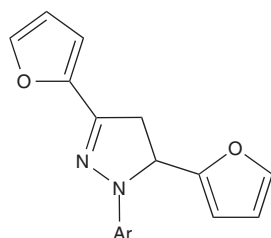
59



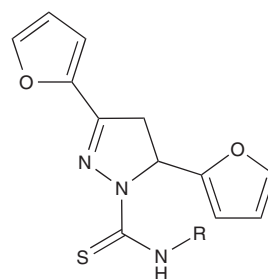
60



61



62



63

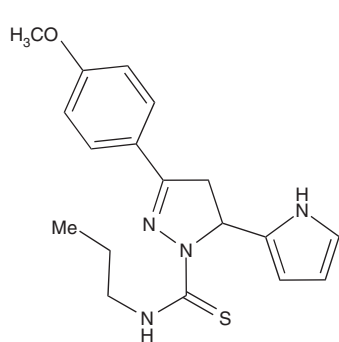
3-(2''-hydroxynaphthalen-1''-yl)-1,5-diphenyl-2-pyrazolines **60** and evaluated their antidepressant activity.

The pyrazoline derivative **61** was found to reduce the immobility times by 25 - 59% at 100 mg/kg dose level. It was found that compounds having electron-releasing groups on both aromatic rings at pyrazoline positions 3 and 5 dramatically enhanced the antidepressant activity when compared with the pyrazolines having no substituents on the aromatic rings [65].

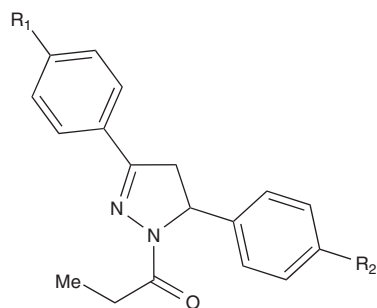
Similarly, some 1-phenyl-, 1-thiocarbamoyl- and 1-*N*-substituted thiocarbamoyl-3-(2-furyl)-5-phenyl/(2-furyl)-2-pyrazoline derivatives **62** and **63** were synthesized and

investigated for their antidepressant activity by the Porsolt test (forced swimming test) in albino mice [66].

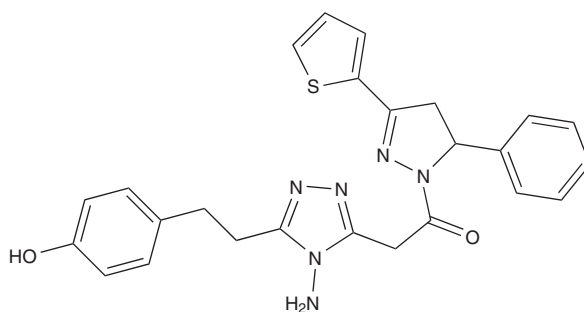
Monoamine oxidase (MAO) inhibitors are well-established antidepressant agents [67-77]. Gokhan-Kelekci *et al.* [78,79] synthesized several pyrazoline derivatives such as **64a** and evaluated their antidepressant potentials via measuring their MAO inhibitory activities. In addition, the anxiolytic and monoamine oxidase-A (MAO-A) and monoamine oxidase-B (MAO-B) inhibitory activities have been also evaluated by *in vivo* and/or *in vitro* tests. The synthesized compounds showed high activity against both MAO-A and MAO-B isoforms.



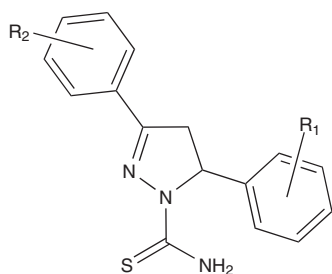
64a



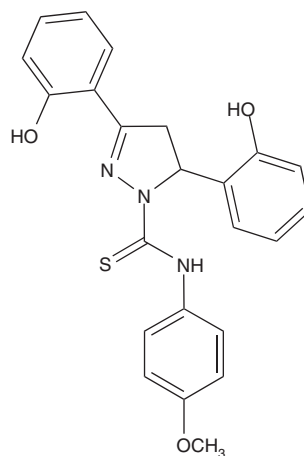
64b



65



66

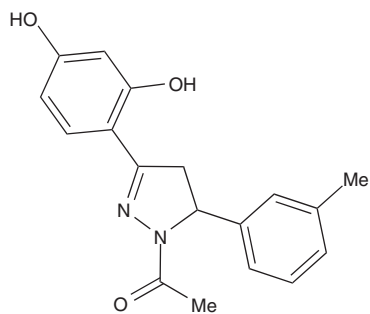


67

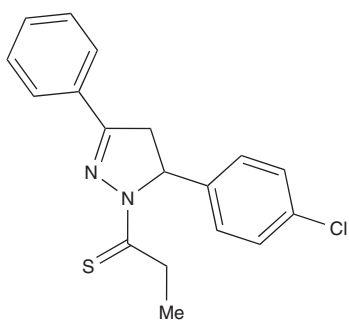
Chimenti *et al.* [66] reported the synthesis of series of *N*(1)-propanoyl-3,5-diphenyl-4,5-dihydro-(1*H*)-pyrazole derivatives **64b** and tested their pharmacological activities as MAO inhibitors. Most of the tested compounds showed inhibitory activity within the micromolar range and high selectivity versus the more clinically important isozyme, that is, MAO-A [80].

The antidepressant-like activities of compound X analogs were found to be favorably comparable with the clinically used fluoxetine [81]. This action was suggested to be mediated by modulating the CNS serotonin pathway [81].

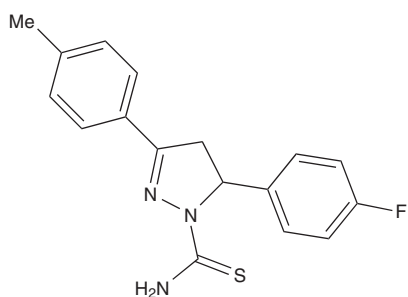
Jayaprakash *et al.* [82] synthesized a series of 3,5-diaryl carbothioamide pyrazoline derivatives **66** designed as mycobactin analogs (mycobacterial siderophore), and



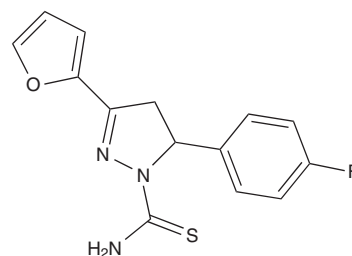
68



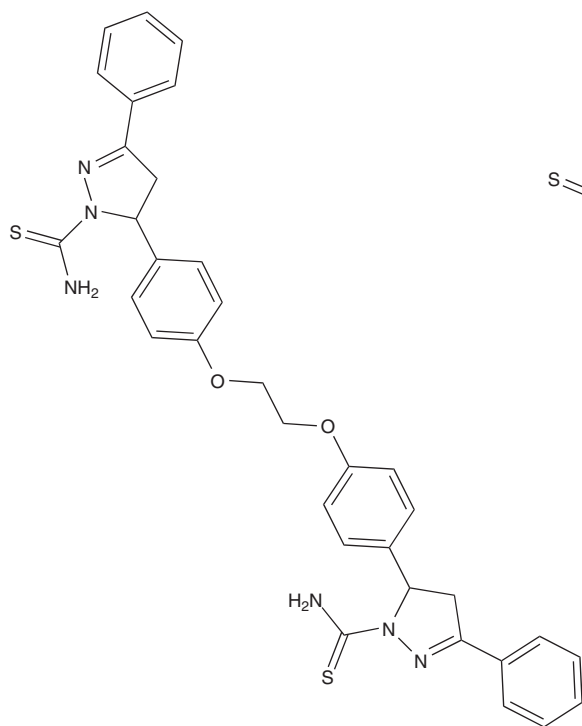
69a



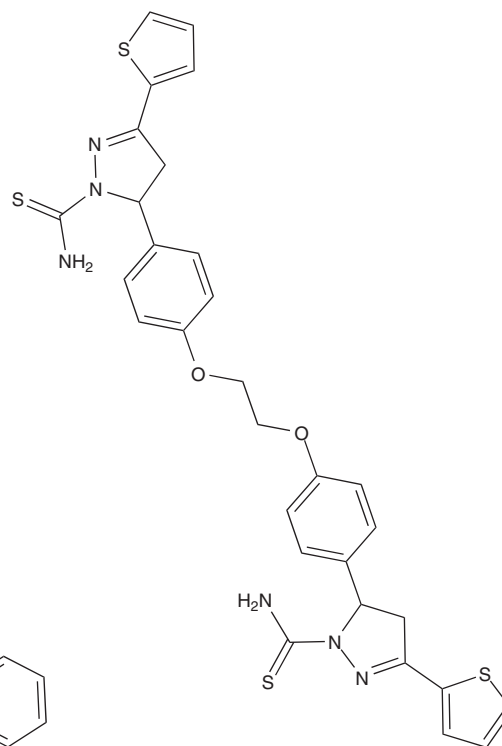
69b



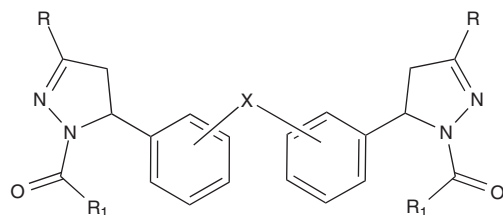
69c



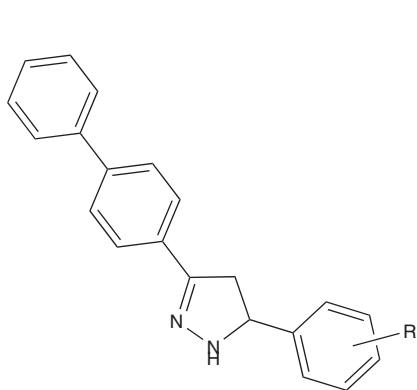
70



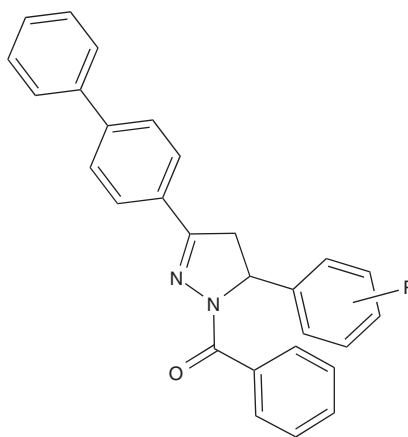
71



72



73a



73b

evaluated their antidepressant and MAO inhibitory activities. Interestingly, it was found that compound 67, which has antitubercular potential, acts also as a selective inhibitor of rat liver MAO-B.

The substituted 1-thiocarbamoyl-3,5-diaryl-4,5-dihydro-(1*H*)-pyrazole derivatives 66 was found to selectively inhibit MAO-A and MAO-B isoforms [83].

Manna *et al.* [43] synthesized a novel series of 1-acetyl-3,5-diphenyl-4,5-dihydro-(1*H*)-pyrazole derivatives and studied their ability to selectively inhibit MAOs, swine kidney oxidase and bovine serum amine oxidase. The pyrazoline 68 showed a potent MAO inhibitor with a K_i value of about 10 – 8 nM.

2.2.3.3 Antineurodegenerative effects

A series of pyrazoles 69 were synthesized by Chimenti *et al.* [66,84] and assayed as MAO inhibitors. Compound 69a showed inhibitory activity in micromolar range and high selectivity toward MAO-A isozyme. In addition, it was found to be useful as adjuvant therapy in the treatment of neurodegenerative disorders such as Parkinson's disease and Alzheimer's disease.

2.2.4 Anti-inflammatory, antipyretic and analgesic activities

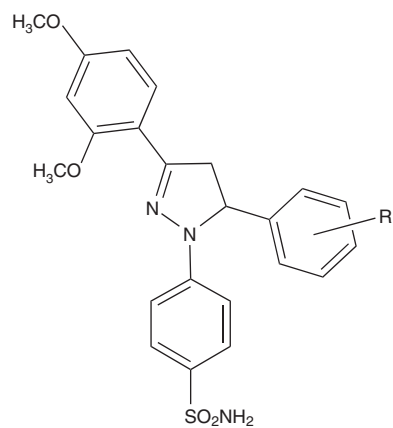
The *bis*(3-aryl-4,5-dihydro-1*H*-pyrazole-1-carboxamide) derivatives 70 – 71 were synthesized and screened for their

anti-inflammatory properties utilizing *in vivo* acute carrageenan-induced paw edema standard method in rats [85]. This set of pyrazolines also demonstrated a decent inhibitory activity versus prostaglandin E2 (PGE2) that is responsible for fever [86-88], at a dose level of 50 mg/kg [85]. The *bis*-pyrazoline derivative 70 exhibited considerable anti-inflammatory properties [85]. Compounds 70 and 71 showed remarkable anti-inflammatory activities relative to indomethacin, as a standard reference, with a lower ulcer index values [85].

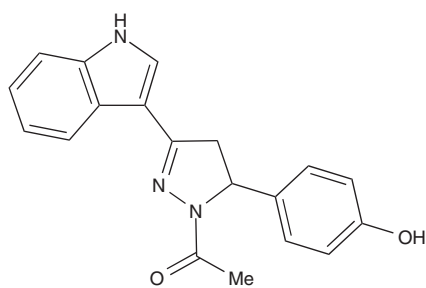
Also, some novel *bis*(1-acyl-2-pyrazolines) derivatives 72 were synthesized by the same research group and screened for their anti-inflammatory and ulcerogenic activities as well. Some of the synthesized compounds showed advanced anti-inflammatory properties with lower ulcerogenic liability than the standard used drug [89].

A series of 3-(4-biphenyl)-5-substituted phenyl-2-pyrazolines 73a and 1-benzoyl-3-(4-biphenyl)-5-substituted phenyl-2-pyrazolines 73b have been reported by Amir *et al.* and were screened for their anti-inflammatory and analgesic activities [90].

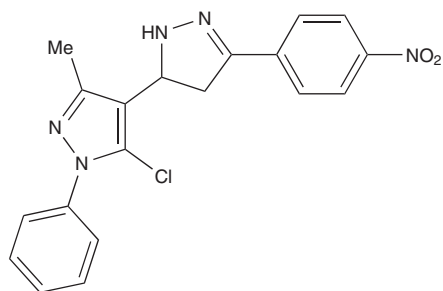
2-Pyrazoline-bearing benzenesulfonamide derivatives 74 have been synthesized by Rathish *et al.* [91] and screened for their anti-inflammatory activity. Pyrazoline derivatives 74 were found to be more active than celecoxib throughout their study.



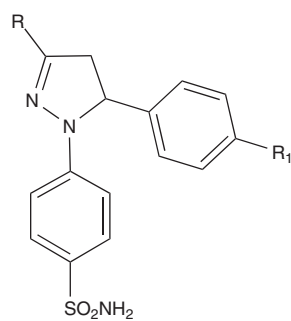
74



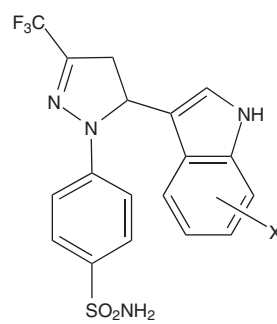
75



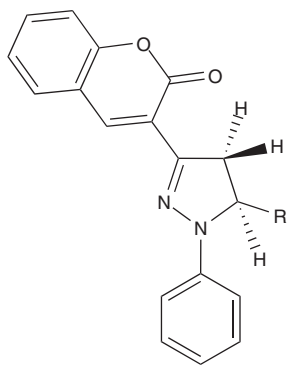
76



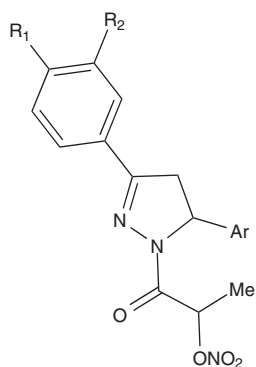
77



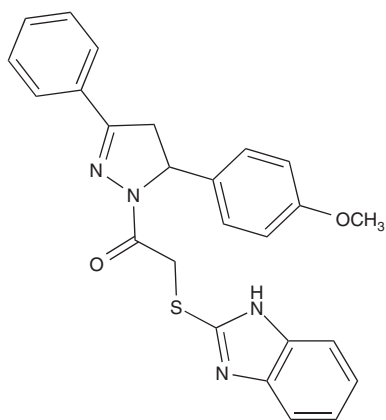
78



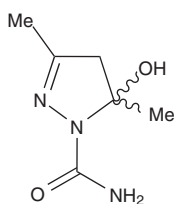
79



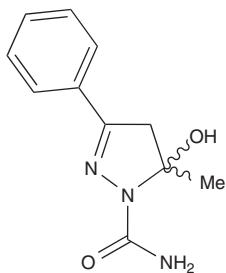
80



81



82



83

Rani *et al.* [92] synthesized a series of pyrazoline derivatives pendant to an indole moiety and reported their evaluation for their anti-inflammatory activity against carrageenan-induced edema in albino rats at an oral dosage regimen of 50 mg/kg. All of the synthesized pyrazolines showed promising anti-inflammatory activity. 3-[1-Acetyl-5-(*p*-hydroxyphenyl)-2-pyrazolin-3-yl]indole (75) was found to be the most potent derivative in this series. It showed higher percentile of edema inhibition, along with lower ulcerogenic liability and acute toxicity than phenylbutazone as a standard drug [92].

Compound 76 that bears an electron withdrawing nitro group in the aryl moiety showed good activity comparable with that of standard drugs pentazocin and diclofenac sodium [93].

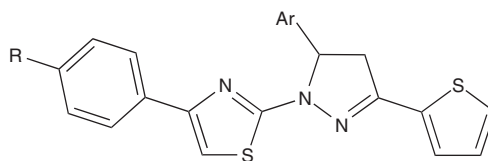
Rathish *et al.* synthesized a series of 1,3,5-trisubstituted pyrazolines-bearing benzene sulfonamides 77 and evaluated their anti-inflammatory activity. Among the tested compounds, several showed promising anti-inflammatory activity [91]. Some 1-(4-sulfamylphenyl)-3-trifluoromethyl-5-indolylpyrazoline derivatives 78 were prepared and screened for cyclooxygenase-2 (COX-2) and lipoxygenase (LOX) inhibitory activities [94].

Phenyl-5-(2-pyrrolyl)-4,5-dihydro-(1*H*)-pyrazole derivatives containing a thiocarbonyl group such as 64 have been reported by Gokhan-Kelekci *et al.* [79]. The synthesized series of pyrazolines were tested for their *in vivo* anti-inflammatory activity by two different bio-assays namely, carrageenan-induced edema and acetic acid-induced increase in capillary permeability in mice. Moreover, analgesic and ulcerogenic activities were also investigated.

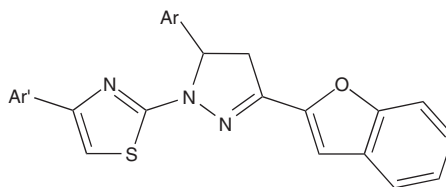
A series of 5-(substituted) aryl-3-(3-coumarinyl)-1-phenyl-2-pyrazolines 79 have been synthesized by Khode *et al.* [95] and screened for *in vivo* anti-inflammatory and analgesic activities. Among the 12 prepared compounds, the pyrazoline derivatives 79 exhibited significant anti-inflammatory activity in a model of acute inflammation.

Shoman *et al.* [96] synthesized a group of NO-donating 2-pyrazoline derivatives 80 and evaluated for their anti-inflammatory activity using carrageenan-induced rat paw edema and compared with indomethacin as a known standard. The ability of the prepared derivatives to induce gastric toxicity was also evaluated. Most of the prepared series showed significant anti-inflammatory activity, with higher safety margins than indomethacin in regard to gastric toxicity. When NO-donating group was incorporated into the parent pyrazoline derivatives, they caused a non-significant reduction in the anti-inflammatory activity and a marked decrease in gastric ulcerations induced by pyrazolines that lack the same group.

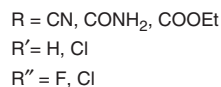
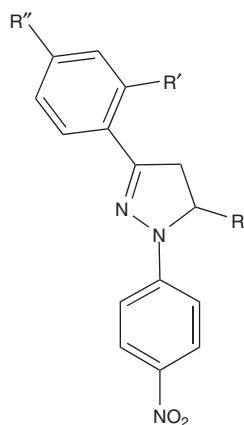
Pyrazoline derivatives containing benzoxazole and benzimidazole moiety 81 have been reported by Kaplancikli *et al.* [97]. The synthesized compounds were evaluated for antinociceptive activities. Compounds 81 exhibited significant antinociceptive activities in both hot plate- and acetic acid-induced writhing tests.



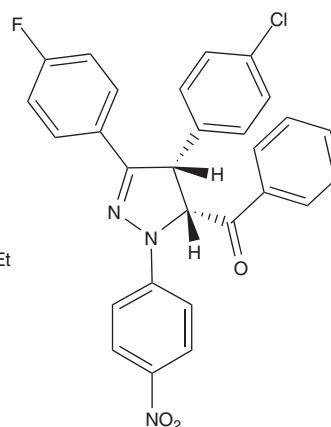
84



85



86



87

The pyrazolines **82** and **83** were synthesized by Godoy *et al.* [98] and tested for their antinociceptive activity [98]. Moreover, Godoy *et al.* has also investigated whether the pain relief effect is mediated by spinal noradrenergic or serotonergic systems. The results showed that, unlike the standard dipyrone, both spinal serotonin receptors and α 2-adrenoceptors are involved in the antinociception induced by **82** and **83** [98].

2.2.5 Antimicrobial activities

Pyrazoline ring represents a central scaffold for diverse antimicrobials that include antibacterials, antifungals, antivirals and antiamoebics. However, antitubercular could be considered a sub-class from antibacterials, we opted here to separate it under a specific subtitle, because of its clinical importance.

2.2.5.1 Antibacterial and antifungal activities

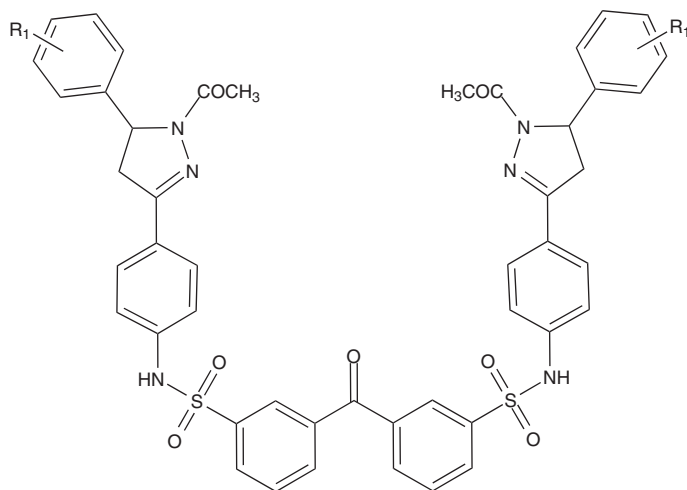
Several 1-(4-aryl-2-thiazolyl)-3-(2-thienyl)-5-aryl-2-pyrazoline derivatives **84** have been synthesized by Ozdemir *et al.*

[99] and were evaluated for their antimicrobial activities against *Escherichia coli*, *Bacillus cereus*, *Salmonella typhimurium*, *Streptococcus faecalis*, *Staphylococcus aureus*, *Aeromonas hydrophila*, *Candida glabrata* and *Candida albicans*. A significant level of activity was observed.

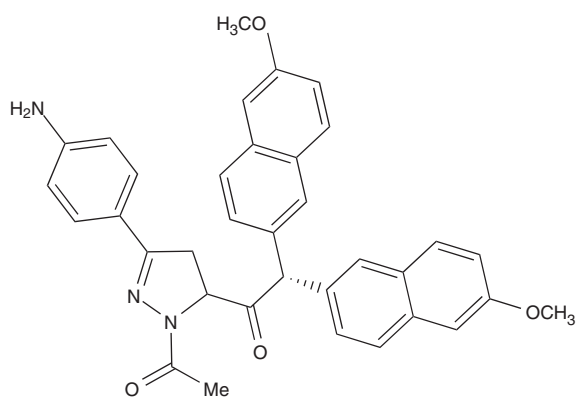
In the same context, Abdel-Wahab *et al.* [100] reported the synthesis of several 3-(benzofuran-2-yl)-4,5-dihydro-5-aryl-1-[4-(aryl)-1,3-thiazol-2-yl]-1H-pyrazoles **85** and evaluated their antibacterial and antifungal activities. Some of the synthesized compounds showed enhanced antimicrobial activities than control drugs.

1,3-Diaryl-5-(cyano-, aminocarbonyl- and ethoxycarbonyl)-2-pyrazoline **86** and 1,3,4,5-tetra-aryl-2-pyrazoline derivatives **87** have been prepared by Abunada *et al.* [101] and screened for their antimicrobial activities against *E. coli*, *S. aureus*, *Aspergillus flavus* and *C. albicans*.

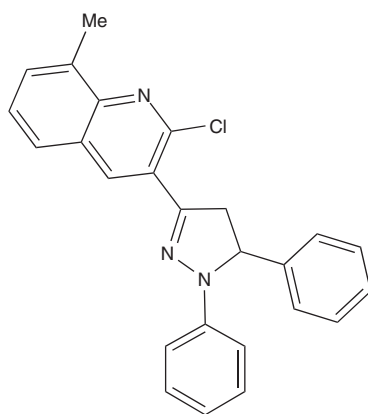
Bhatt *et al.* [102] synthesized several substituted pyrazolines **88** as potential antimicrobial agents. The synthesized



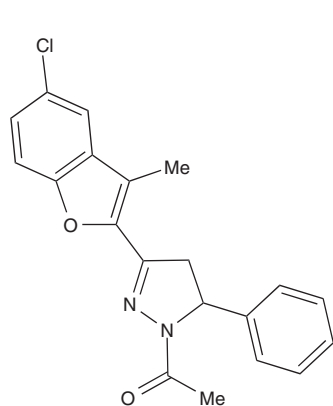
88



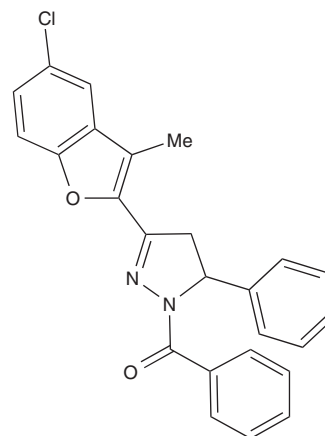
89



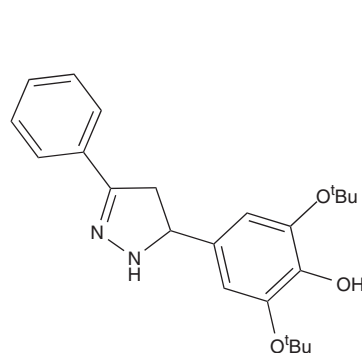
90



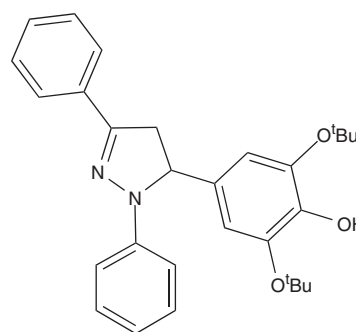
91a



91b



92a



92b

compounds were found to have remarkable activity against *Bacillus megaterium*, *Bacillus subtilis*, *E. coli* and *Mycobacterium tuberculosis* H37Rv.

The synthesis of pyrazoline derivatives of naproxen, as represented by compound 89, have been achieved by Udupi *et al.* [103]. The biological evaluation showed that some compounds of the series showed significant dual antimicrobial and anti-inflammatory activities.

Bharmal *et al.* [104] synthesized the pyrazoline derivative 90 with antimicrobial activity against *Salmonella typhosa* and *Aspergillus niger*.

Basawaraj *et al.* [105] reported the synthesis of some 1*H*-pyrazolines pendent to benzofuran 91a and 91b and tested their antimicrobial activity against both Gram-positive and Gram-negative bacteria represented by *S. aureus* and *E. coli*. Compounds 91a and 91b revealed potent antibacterial effect versus Gram-positive bacteria. By contrast, their antimicrobial effect has been significantly reduced in case of Gram-negative strains.

Some new pyrazolines and *N*-phenylpyrazolines, 92a and 92b have been prepared by Desai *et al.* [106] and evaluated

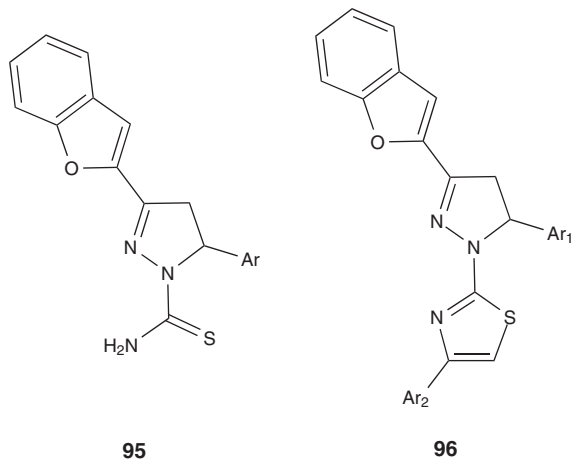
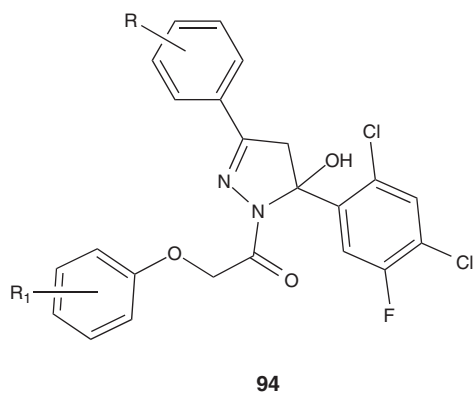
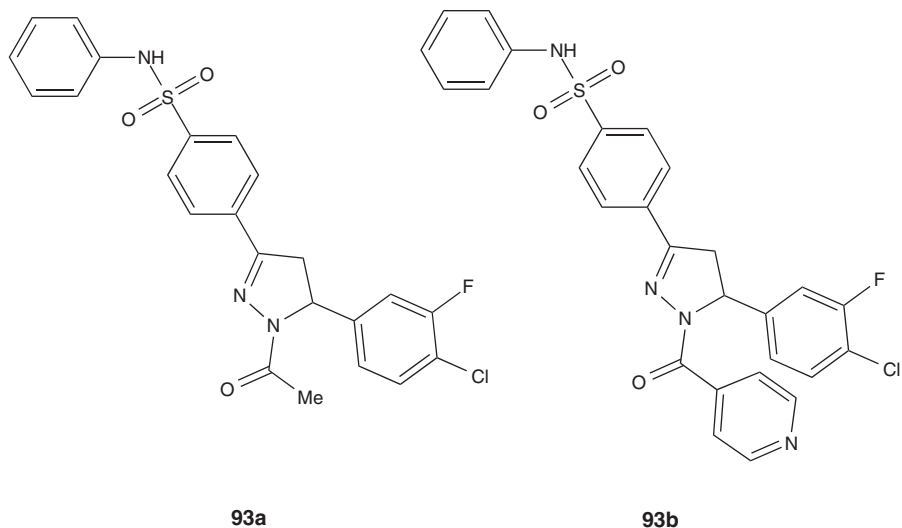
for their antimicrobial activities. The synthesized compounds exhibited activity against Gram-positive bacteria.

Jamode *et al.* [107] reported the synthesis of the 1-isonicotinoyl/carboxamido-2-pyrazolines 93a and 93b and evaluated their antimicrobial properties against *S. aureus*, *E. coli*, *Proteus mirabilis* and *Pseudomonas aeruginosa*. Most of the pyrazoline derivatives were found to have moderate antibacterial activity.

A series of chlorofluoropyrazolines 94 were prepared by Karthikeyan *et al.* [108]. Some of such pyrazolines showed significant antibacterial and antifungal activity.

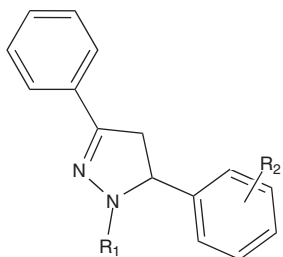
Treatment of the chalcones with nitromethane under Michael addition condition, followed by subsequent cyclization with thiosemicarbazide under basic reflux conditions gave 3-(benzofuran-2-yl)-5-(4-aryl)-4,5-dihydropyrazole-1-carbothioamides 95. These pyrazolines were further reacted with phenacyl bromides to afford thiazole-substituted pyrazolines 96. Some of the compounds showed a significant antimicrobial activity against *E. coli* and *A. niger* [100].

Some *N*1-substituted 3,5-diphenylpyrazoline derivatives 97 have been synthesized by Chimenti *et al.* [83] and evaluated for

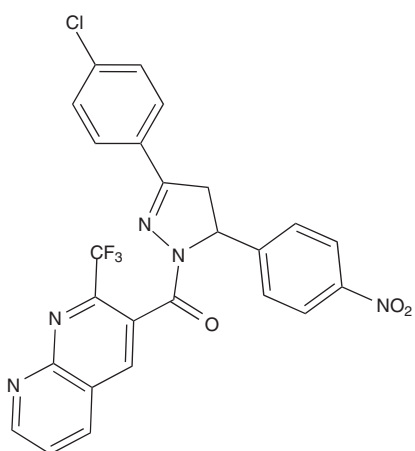


their *in vitro* antibacterial activity against *Helicobacter pylori*. Pyrazolines with an *N*1-acetyl group and 4-methoxy substituent in the 5-phenyl ring showed the highest activity against *H. pylori* metronidazole-resistant strains with minimum inhibitory concentration (MIC) value of 1 – 4 µg/ml [83].

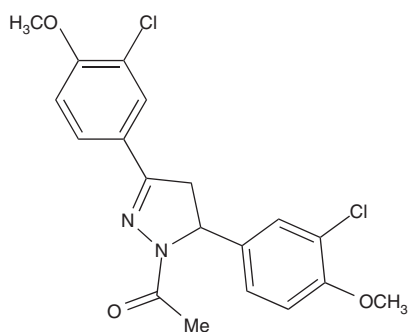
Mogilaiah *et al.* [109] evaluated the antibacterial activities of the pyrazoline derivatives containing 1,8-naphthyridine moiety as represented by compound 98. The prepared compounds showed less activity than the standard aminoglycoside gentamycin.



97



98



99

Vijayvergiya *et al.* [110] synthesized some 3,5-diaryl-1-phenyl/isonicotinoyl-2-pyrazoline derivatives **99** and evaluated their antibacterial activity. The new pyrazolines showed remarkable antibacterial activity against Gram-positive bacteria *S. aureus*, *Staphylococcus albus*, *Streptococcus pyogenes*, *Streptococcus viridans* and Gram-negative bacteria *E. coli* and *S. typhosa* [110].

Waheed and Khan [111] synthesized some derived substituted 1,2-pyrazolines **100** from nalidixic acid as antibacterial and analgesic agents. These pyrazolines were found to

have a significant antibacterial activity against Gram-negative bacteria and possessed appreciable analgesic activity.

2.2.5.2 Antimycobacterial activity

Stirrett *et al.* [112] synthesized some pyrazolines represented by compound **101** with structural similarities to siderophores and evaluated their ability as novel antimicrobials against *M. tuberculosis* and *Yersinia pestis*.

1,3,5-Trisubstituted-2-pyrazolines **102** were reported by Shenoy *et al.* [113] and were tested for their antimicrobial activity. Some of the compounds exhibited potential antitubercular activity.

Zampieri *et al.* [118] reported the synthesis of 1-(3,5-diaryl-4,5-dihydro-1H-pyrazol-4-yl)-1H-imidazole derivatives **103** and tested them against strains of *C. albicans* and a strain of *M. tuberculosis* H37Rv.

Shaharyar *et al.* presented a series of *N*1-nicotinoyl-3-(4-hydroxy-3-methylphenyl)-5-(substituted phenyl)-2-pyrazolines **104** and tested them *in vitro* for their antimycobacterial activity. Some of these pyrazolines were found to be an active agent against different strains of TB, with MIC value of 0.26 μ M [114].

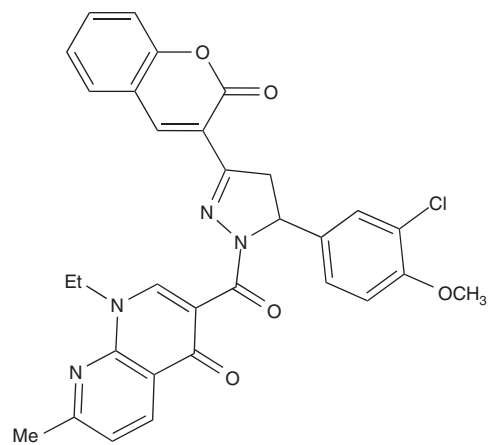
5-Aryl-1-isonicotinoyl-3-(pyridin-2-yl)-4,5-dihydro-1H-pyrazole derivatives **105** have been synthesized by Mamolo *et al.* [115] and tested for their *in vitro* antimycobacterial activity. The latter pyrazoline derivative showed an interesting activity against different strains of *M. tuberculosis*.

Several 1-[(*N,N*-disubstituted thiocarbamoylthio)acetyl]-3-(2-thienyl)-5-aryl-2-pyrazoline derivatives **106** were synthesized by Ozdemir *et al.* [116] and Shaharyar *et al.* [114] and evaluated for their *in vitro* antimycobacterial activity against H37Rv strain.

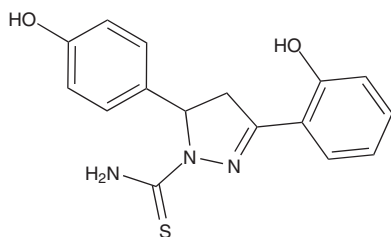
The potential benefits of medicaments endowed with both antimycobacterial and antifungal characters represent a valuable goal, since the association between TB and mycotic infections often occurs in immunocompromised patients [117]. So far, some 1,3,5-triaryl-4,5-dihydro-1H-pyrazoles, as represented by structure **107**, pendent to 1H-imidazole ring have been reported by Zampieri *et al.* [118] and tested for their *in vitro* antifungal and antimycobacterial activities. These imidazole-substituted pyrazole derivatives showed significant antifungal activity against a clinical strain of *C. albicans* and remarkable antitubercular activity against *M. tuberculosis* H37Rv.

A series of heterocyclic-substituted diphenyl ether derivatives of pyrazoles **108** have been synthesized and evaluated for their activity against H37Rv strain of Mycobacterium. Ten compounds inhibited the growth at concentrations as low as 1 μ g/ml. This level of activity was found comparable with the reference drugs rifampicin and isoniazid at the same concentration [119].

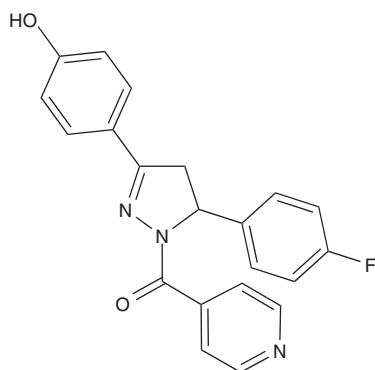
Another series of 5-(4-(substituted)phenyl)-3-(4-hydroxy-3-methylphenyl)-4,5-dihydro-1H-1-pyrazolyl-2-toluidinome-thanethione and 5-(substituted)phenyl-3-(4-hydroxy-3-methylphenyl)-4,5-dihydro-1H-1-pyrazolyl-2-methoxyanilino



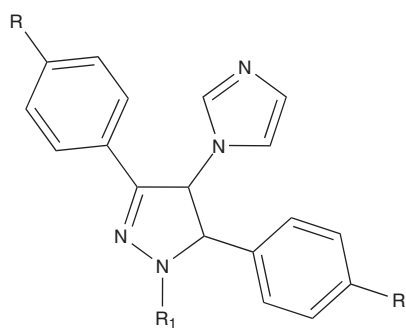
100



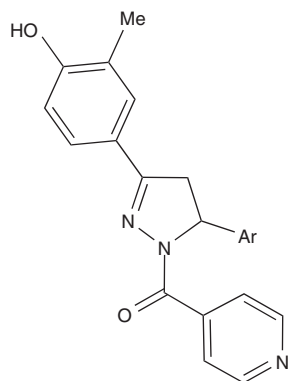
101



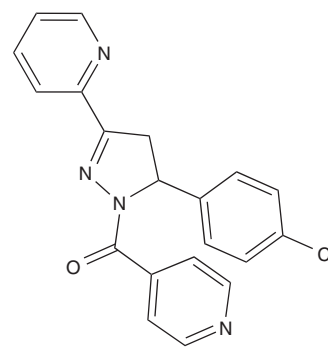
102



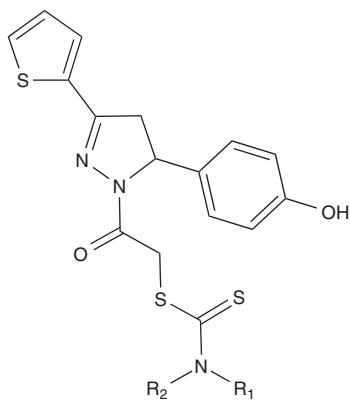
103



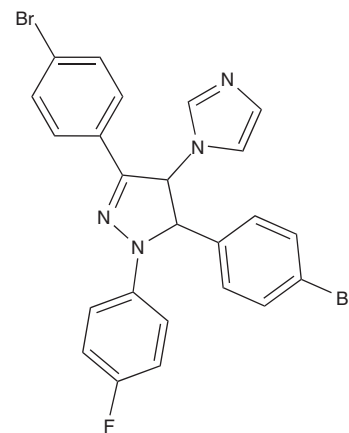
104



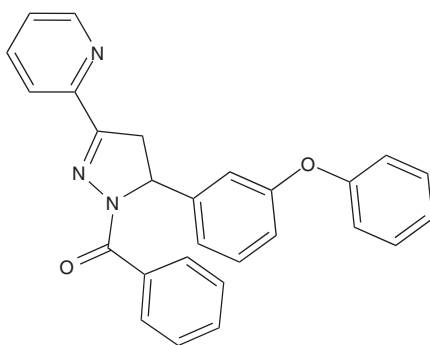
105



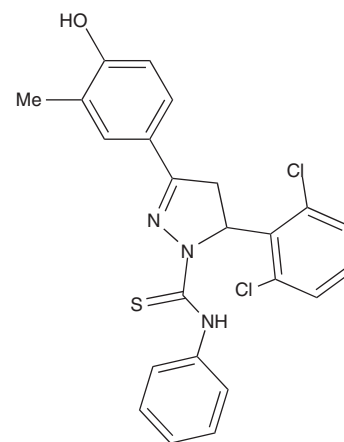
106



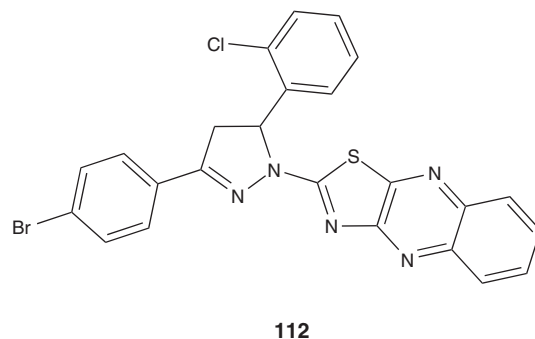
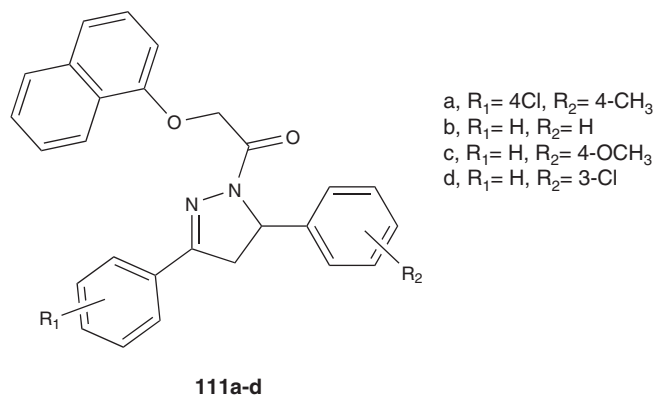
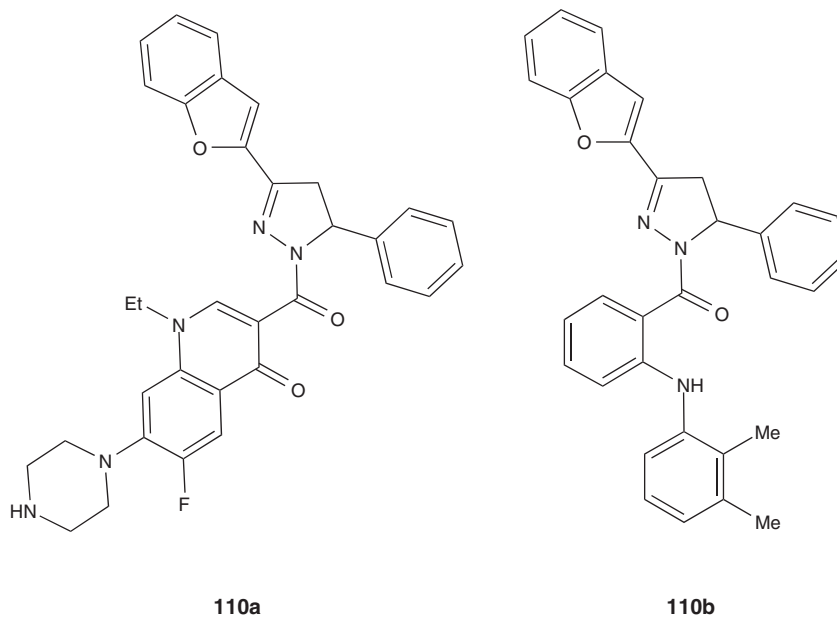
107



108

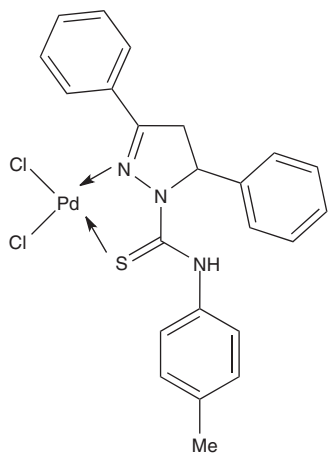


109

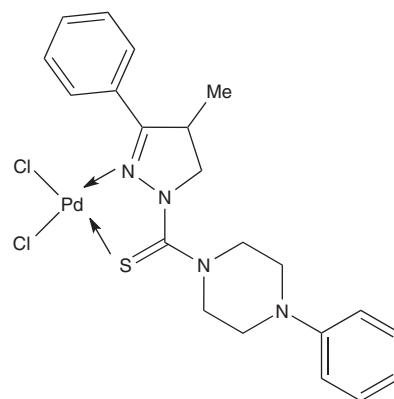


methanethione derivatives were synthesized by Ali *et al.* [120] and tested for their *in vitro* antitubercular activity against *M. tuberculosis* H37Rv. Compound 109 was found to be the most active with MIC value of 0.0034 μ M [120].

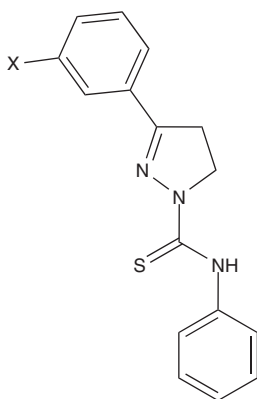
Babu *et al.* [121] evaluated the biological activity of 1,3,5-tri-substituted pyrazolines-bearing benzofuran moiety 110a and 110b. These compounds have been found to have some antitubercular effect.



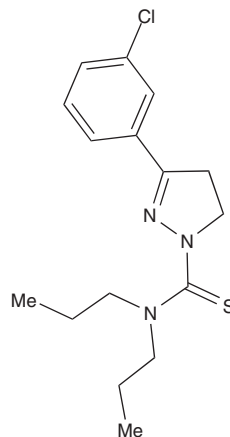
113a



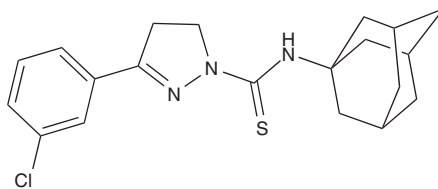
113b



114



115



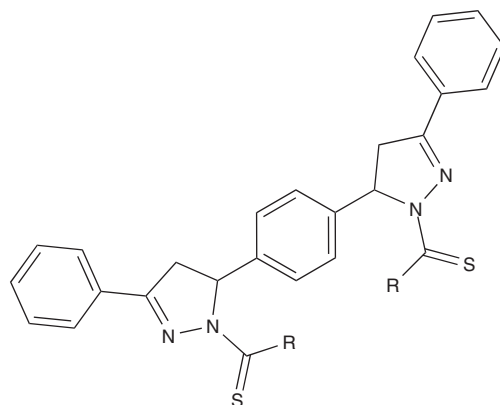
116

2.2.5.3 Antiamoebic activity

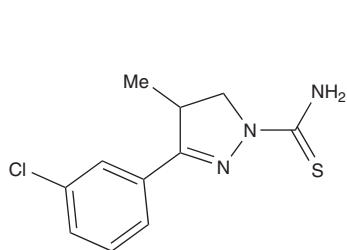
Compounds 111 have been synthesized by Hayat *et al.* and tested *in vitro* for their antiamoebic activity versus HM1:IMSS strain of *Entamoeba histolytica* [122]. The results showed that these compounds exhibited promising

antiamoebic activity ($IC_{50} = 0.05, 0.31, 0.06$ and $0.29 \mu M$, respectively) [122].

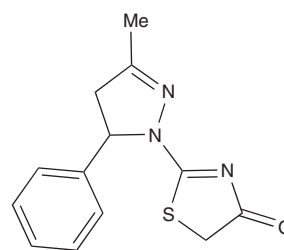
A variety of 3-(3-bromophenyl)-5-phenyl-1-(thiazolo[4,5-*b*]quinoxaline-2-yl)-2-pyrazoline derivative, as represented by compound 112, have been achieved by Budakoti *et al.* [123],



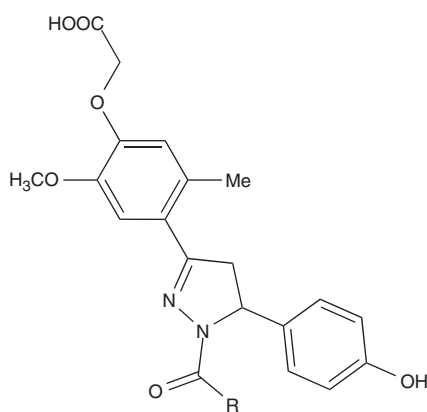
117



118



119

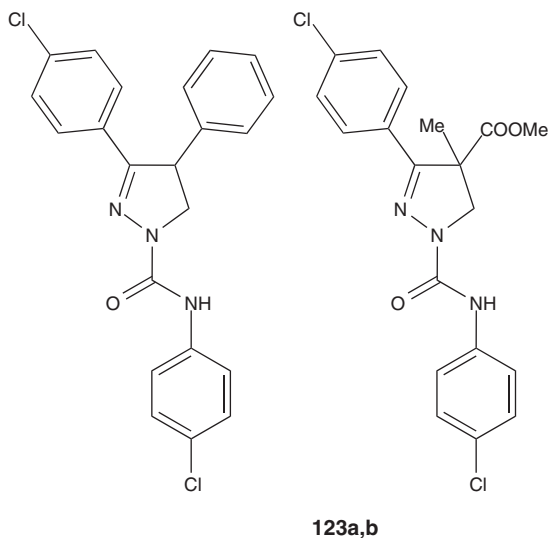
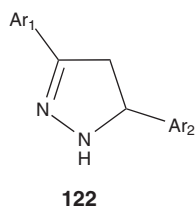
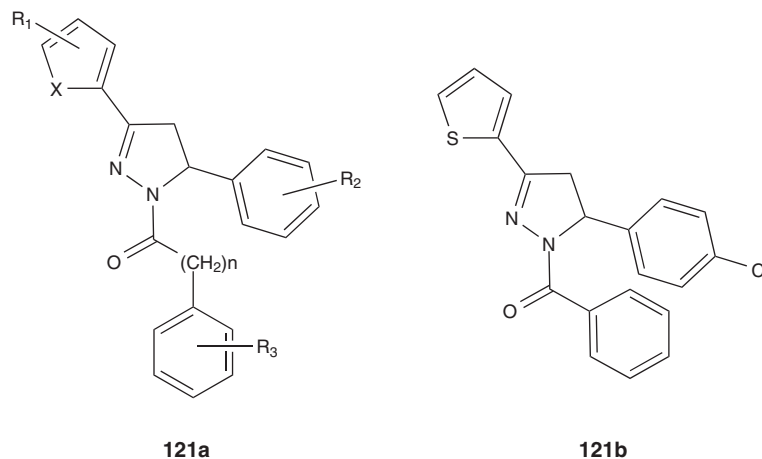


120

and screened for their antiamoebic activity against HMI: IMSS strain of *E. histolytica* by micro-dilution method which compared the IC₅₀ values with the standard drug metronidazole [123].

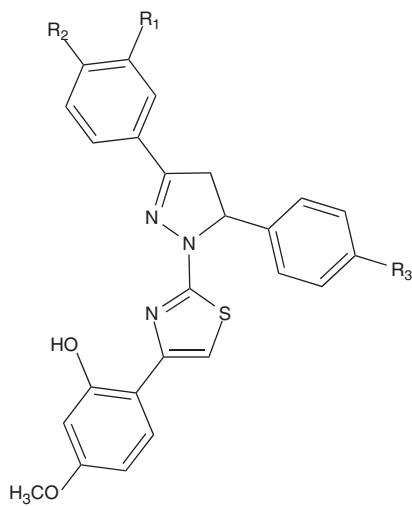
Also, the same authors have synthesized a novel Pd (II) complexes with 1-*N*-substituted thiocarbamoyl-3,5-

diphenyl-2-pyrazoline (Budakoti *et al.* [124]) and evaluated their antiamoebic activity by micro-dilution method against HM1:IMSS strain of *E. histolytica* and compared the results with the standard drug metronidazole. These palladium complexes showed better activity than their corresponding ligands. The pyrazoline 113a showed better inhibitory

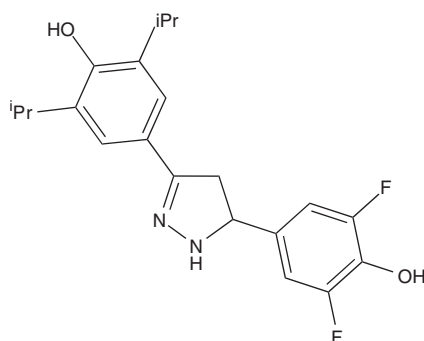


activity as indicated by their lower IC_{50} values ($IC_{50} = 0.05 \mu\text{M}$) as compared with metronidazole ($IC_{50} = 1.82 \mu\text{M}$) [124]. Similarly, Husain *et al.* reported another series of Pd(II) complexes, represented below by the most active compound 113b [125]. But this series of compounds were less active than 113a in terms of IC_{50} values; however, complex 113b ($IC_{50} = 0.37 \mu\text{M}$) is more active than metronidazole [125].

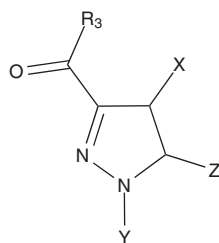
Abid *et al.* [126,127] synthesized a series of 1-*N*-substituted thiocarbamoyl-3-phenyl-2-pyrazoline derivatives 114 by cyclization of Mannich bases with thiosemicarbazide and evaluated their *in vitro* antiamoebic activities against *E. histolytica* in comparison with metronidazole as reference drug. The preliminary SARs indicated that the substitution of 3-chloro or 3-bromo on the phenyl ring at pyrazoline position-3 markedly enhanced the antiamoebic activity.



124



125

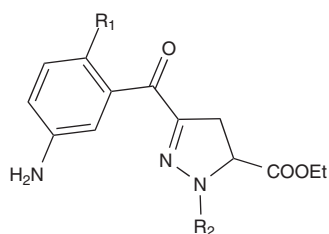


126

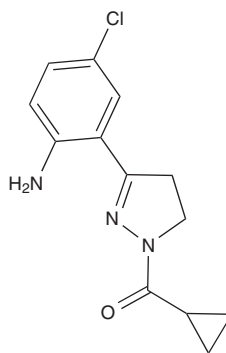
Moreover, compound 115 showed the most promising antiamebic activity with an IC₅₀ value of 0.6 versus 1.8 μM of metronidazole.

Another new series of pyrazoline derivatives were synthesized by cyclization of Mannich bases with thiosemicarbazides being substituted by different cyclic and aromatic amines and

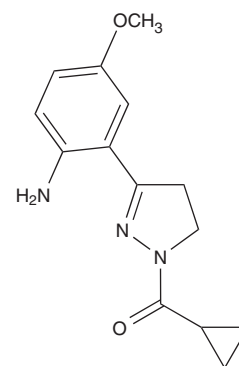
screened for *in vitro* antiamebic activity against *E. histolytica*. The pyrazoline 116 was found to be the most active compound in this series [126]. The Pd(II) complexes of these derivatives have been also prepared and evaluated for their antiamebic activity [128]. As observed previously, the Pd(II) complexes exhibited stronger antiamebic activity [128].



127



128



129

Bhat *et al.* reported some interesting *bis*-pyrazolines 117 prepared by cyclization of chalcones with *N*-4-substituted thiosemicarbazides under basic conditions. Investigation of the antiameobic activity showed that compounds with aromatic substituents at the thiocarbonyl group were more active than those with the cyclic groups [129].

2.2.5.4 Antitrypanosomal activity

Semicarbazone-based pyrazoline derivatives, represented by compound 118, have been designed as drug candidates for Chagas' disease (American trypanosomiasis) [130]. Compound 118 showed inhibitory activity versus *Trypanosoma cruzi* as low as 80 nM. Compound 118 and its analogs exhibited their antitrypanosomal activities by targeting cysteine protease cruzain, interestingly, with low cellular toxicity [130].

Compound 119 was prepared by Seebacher *et al.* in 2003 together with few others. Compound 119 showed moderate activity against *T. cruzi* [131].

2.2.5.5 Antiviral activity

Some new *N*-acetyl and *N*-thiocarbonyl derivatives of 4,5-dihydropyrazoles were synthesized by El-Sabbagh *et al.* and were tested against a broad panel of viruses in different cell cultures [132]. *N*-Acetyl-4,5-dihydropyrazole was the only active compound at sub-toxic concentrations against vaccinia virus (Lederle strain) in HEL cell cultures with an EC₅₀ value of 7 µg/ml [132].

Yar *et al.* reported the synthesis of new pyrazolines derived from phenoxyacetic acid. The synthesized derivatives were tested for their *in vitro* cytotoxicity and antiviral activity. In addition to the antiviral activity of 2-{4-[3-(2,4-dihydroxyphenyl)-1-(2-hydroxybenzoyl-4,5-dihydro-1*H*-5-pyrazolyl)]-2-methoxyphenoxy}acetic acid (120), it showed the maximum cytotoxicity of the series [133-135].

A series of trisubstituted pyrazolines 121a and 121b showed an inhibition for flavivirus infection in cell culture and was identified through high-throughput screening of a compound library using a luciferase-expressing West Nile virus (WNV) infection assay [136]. The aryl-rings in such pyrazolines are essential for the activity against WNV. The pyrazolines

inhibitors of RNA synthesis that were investigated pointed the viral RNA polymerase, RNA helicase or other viral replication enzymes as potential targets [137].

Liang *et al.* [138] reported the synthesis of the 3,5-diaryl-4,5-dihydropyrazole derivatives 122, which inhibits the activity of picornavirus and coronavirus simultaneously. These compounds could be used for preventing and treating diseases caused by pecorino virus and coronavirus, such as influenza, foot-and-mouth disease, epidemic keratoconjunctivitis, aseptic meningitis, myocarditis, hepatitis A and severe acute respiratory syndrome (SARS).

2.2.6 Insecticidal activity

Silver and Soderlund [139] synthesized some insecticides that are related to the pyrazolines 123a and 123b and examined their mechanism of action based on electrophysiological, pharmacological and toxicological information. Eventually, it was found that these compounds exert their insecticidal activity via neuronal targets [139].

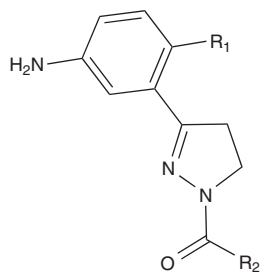
2.2.7 Hypotensive activity

Turan-Zitouni *et al.* [140] synthesized several 1-(4-arylthiazol-2-yl)-3,5-diaryl-2-pyrazolines 124 and studied their hypotensive activity by the tail-cuff method. All the synthesized pyrazolines showed appreciable hypotensive activities comparable with clonidine as a reference drug.

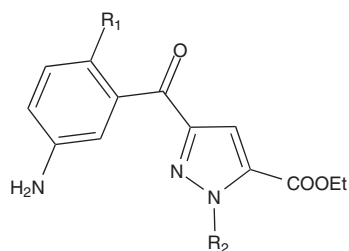
2.2.8 Cholesterol metabolism modulators (ACAT inhibition activity)

A series of 3-(3,5-dialkyl-4-hydroxyphenyl)-5-(multi-substituted-4-hydroxyphenyl)-2-pyrazolines were prepared and evaluated their inhibitory action on acyl-coenzyme A cholesterol acyltransferase (ACAT), which is responsible for formation of cholesterol precursor acetoacetyl CoA in the mevalonate pathway [141]. The pyrazoline 125 as an example of this series showed *in vitro* inhibitory activity on hACAT-1 and -2 [142].

Substituted pyrazoline derivatives of the general formula 126 with ACAT inhibition activity were prepared and their pharmaceutical compositions and uses in the treatment

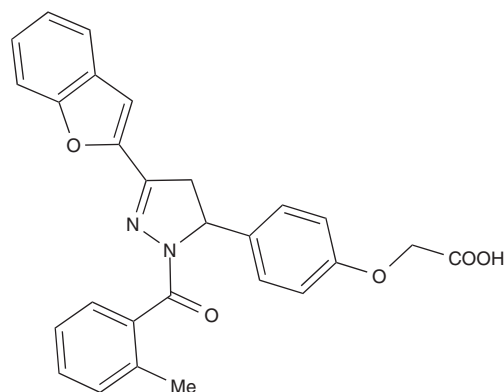


130

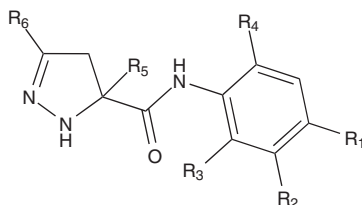


131

R₁ = H, Cl, OMe
R₂ = Me, Et, Bu, Bn



132



133

of dyslipidemia have been reported by Yenes-Minguez and Torrens-Jover [134,143].

2.2.9 Nitric oxide synthase inhibitors

Camacho *et al.* synthesized a new series of neural nitric oxide synthase (nNOS) inhibitors with 4,5-dihydro-1*H*-pyrazole structure 127 in an attempt to find new compounds with neuroprotective activity. The pyrazolines 128 and 129 showed the highest activities with inhibition percentages of 70 and 62%, respectively [144].

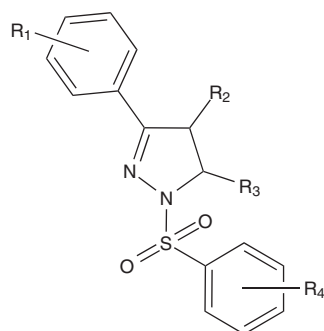
Also, Carrión *et al.* synthesized and evaluated a series of 1-alkyl-3-benzoyl-4,5-dihydro-1*H*-pyrazole derivatives 130 and 1-alkyl-3-benzoyl-1*H*-pyrazoles 131 as potential inhibitors of both neuronal and inducible nitric oxide synthases (nNOS and iNOS) [145].

2.2.10 Antioxidant activity

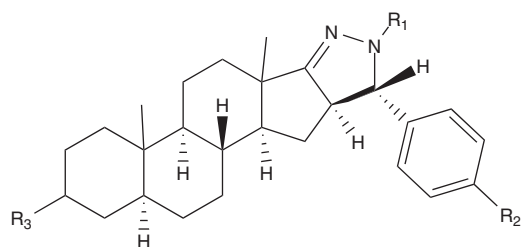
A novel series of pyrazoline derivatives have been synthesized by Babu *et al.* [146] and evaluated for their antioxidant activity at various concentrations against standard ascorbic acid. The pyrazoline 132 among the series of the synthesized compounds showed excellent antioxidant activity as compared with ascorbic acid.

2.2.11 Steroidal hormones modulators

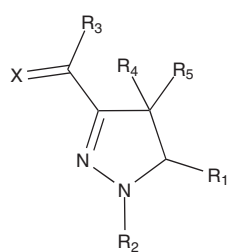
Zhang *et al.* designed several pyrazolines of the general formula 133 and evaluated them by *in vivo* screening as tissue selective androgen receptor modulators (SARMs). SARs were investigated at the R₁ to R₆ positions as well as the core pyrazoline ring and the anilide linker. It was found that, strong electron-withdrawing groups at the R₁ and R₂



134



135



136

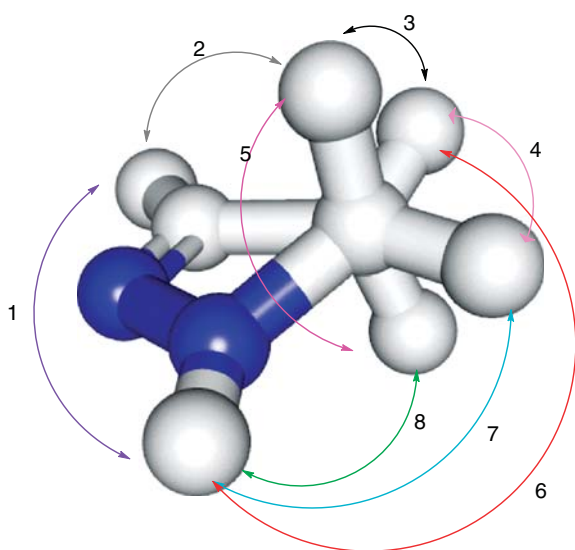


Figure 3. Possible patterns of two substituents in pyrazoline ring.

positions and small groups at the R_5 and R_6 positions were optimal for androgen receptor agonist activity [147].

Jones *et al.* achieved the synthesis of 4-substituted pyrazoline derivatives 134 and studied their docking into a protein receptor homology model. The results of the study revealed that the synthesized compounds exhibited functional antagonism of protein receptor [148].

A series of interesting androstano[17,16-*c*]pyrazolines and their oxidized derivatives 135 have been synthesized and evaluated for their anti-androgenic activity compared with that of cyproterone as a positive control. Some of these compounds showed better anti-androgenic activity than the reference drug [149].

2.2.12 Antidiabetic agents

Fisas-Escasany *et al.* [150,151] achieved preparation of substituted pyrazolines 136 in order to be used in combination therapy with other antidiabetic agents.

2.2.13 Urotensin II and somatostatin-5 receptors modulators

The human urotensin II receptor (*b*-UTR) is a member of the family of rhodopsin-like G-protein-coupled receptors (GPCRs) involved in the modulation of the functionality of many tissues and organs. A combinatorial scaffold approach has been reported by Olsson [152] to build a library of compounds having four diversity points. The synthesized compounds provide the mapping of urotensin II and somatostatin-5 receptors by differential binding of the receptors.

3. Expert opinion

From the aforementioned examples, pyrazoline heterocyclic ring was mainly used as a structural core for building huge variety of biologically active compounds. The versatile pyrazoline structure with semi-saturated status provides a unique spatial configuration which allows various substitution patterns. Figure 3 shows eight possible patterns of only two substitutions. One can imagine the diversity in cases of three or more substituents.

Among the reported activities, there are some important notes; pyrazoline-containing cytotoxic compounds are not only useful in treatment of various cancer types, but also some of them act as cancer chemopreventive agents. Concerning the reported antimycobacterium activity of pyrazoline-containing compounds, all reports have been assayed utilizing the vaccine-strain H37Rv and not the infectious strains, which make the biological impacts doubtful. Evaluating those compounds versus multidrug-resistant (MR-TB) or extreme drug-resistant (XDR-TB) mycobacterium strains will add huge value to the present work.

The reported articles are hampered by lacking molecular target identification. Most of the reported biological activities

for pyrazoline-containing compounds were based on cell-based assays, and the authors have not reported anything about the possible molecular target. So far, these kinds of drug development protocols do not allow conducting structure-based drug design approaches. From our point of view, more attention has to be given for the molecular basis of mode of actions. Hence, rational drug design methods

could be applied and more drug-like candidates will likely be obtained.

Declaration on interest

The authors state no conflict of interest and have received no payment in preparation of this manuscript.

Bibliography

Papers of special note have been highlighted as either of interest (●) or of considerable interest (●●) to readers.

- ElShora A. Crystal and molecular structure of 3-hydrazino-1-hydrazinothiocarbonyl pyrazoline (TNT3). *Egypt J Sol* 2000;23:251-4
- Li JT, Zhang XH, Lin ZP. An improved synthesis of 1,3,5-triaryl-2-pyrazolines in acetic acid aqueous solution under ultrasound irradiation. *Beilstein J Org Chem* 2007;3:(doi:10.1186/1860-5397-3-13)
- Sobhi HR, Yamini Y, Esrafil A, Adib M. Extraction and determination of 2-pyrazoline derivatives using liquid phase microextraction based on solidification of floating organic drop. *J Pharm Biomed* 2008;48:1059-63
- Eisinger J, Boens N, Flores J. Fluorescence polarization study of human-erythrocyte membranes with 1-Phenyl-3-(2-Naphthyl)-2-Pyrazoline as orientational probe. *Biochim Biophys Acta* 1981;646:334-43
- Li JF, Guan B, Li DX, Dong C. Study on the fluorescence properties of a new intramolecular charge transfer compound 1,5-diphenyl-3-(N-ethylcarbazole-3-yl)-2-pyrazoline. *Spectrochim Acta A* 2007;68:404-8
- Fischer E, Knevenagel O. Compounds of phenylhydrazine with acrolein, mesityloxide, and allylbromide. *Justus Liebigs Ann Chem* 1887;239:194-206
- Levai A. Synthesis of pyrazolines by the reactions of alpha,beta-enones with diazomethane and hydrazines (review). *Chem Heterocycl Compd* 1997;33:647-59
- This review, along with [8] describes the general methods for preparation of 2-pyrazolines.
- Levai A. Synthesis of 2-pyrazolines by the reactions of alpha,beta-unsaturated aldehydes, ketones, and esters with diazoalkanes, nitrile imines, and hydrazines. *J Heterocyclic Chem* 2002;39:1-13
9. Farag AM, Abbas IM, Abdallah MA, et al. Regioselective synthesis of novel 1-Methyl-2-(4-Aryl-5-Cyano-1,3-Diphenyl-4,5-Dihydropyrazol-5-Yl)benzimidazoles and 2-(4-Aryl-5-Cyano-1,3-Diphenyl-4,5-Dihydropyrazol-5-yl)benzothiazoles via benzonitrilium N-Phenylimide. *J Chem Res S* 1994;286-7
10. Farag AM, Kheder NA, Budesinsky M. Regioselective synthesis of polysubstituted 3,3'-bi-1H-pyrazole derivatives via 1,3-dipolar cycloaddition reactions. *Tetrahedron* 1997;53:9293-300
- This paper, along with [11] describes a convenient method for the synthesis of bi(2-pyrazolines).
11. Farag AM, Shawali AS, Abed NM, Dawood KM. 1,3-Dipolar cycloaddition syntheses of 3,3'-Bi(2-Pyrazolines), 3,3'-Bipyrazoles and 3,3'-Bi(1,2,4-Triazoles). *Gazz Chim Ital* 1993;123:467-70
12. Hassaneen HM, Algharib MS, Farag AM, Shawali AS. Direct synthesis of pyrazoles via reaction of C-ethoxycarbonyl-N-arylnitrilimines with benzalmononitriles and some alpha-cyanocinnamic acid-derivatives. *J Prakt Chem* 1988;330:558-62
13. Hassaneen HM, Farag AM, Algharib MS, et al. Selectivity in cyclo-additions of nitrilimines to geminal dinitriles and alpha-beta-disubstituted acrylonitriles. *Gazz Chim Ital* 1988;118:569-72
14. Hassaneen HM, Farag AM, Shawali AS, Algharib MS. Regioselectivity in dipolar cycloaddition reactions of N-Phenylcinnamonitrilimine. *J Heterocyclic Chem* 1987;24:577-80
15. Shawali AS, Farag AM, Algharib MS, Albar HA. 1,3-Dipolar cycloaddition reactions of benzonitrilium N-Phenylimide with 3-Arylmethylene-5-Phenylfuran-2(3H)-ones. *J Chem Res S* 1993;80-1
16. Kumar S, Bawa S, Drabu S, et al. Biological activities of pyrazoline derivatives: a recent development. *Recent Patents Anti Infect Drug Discov* 2009;4:154-63
- This recent review, along with [17] focuses on the research and development of biologically active pyrazoline derivatives as therapeutic agents.
17. Rahman MA, Siddiqui AA. Pyrazoline derivatives: a worthy insight into the recent advances and potential pharmacological activities. *Int J Pharm Sci Drug Res* 2010;2:165-75
18. Marti BS, Ramon BM, Jordi LT. One-pot preparation of cinchonidine salt of (4S,5S)-5-(4-chlorophenyl)-1-(2,4-dichlorophenyl)-4-methyl-4,5-dihydro-1H-pyrazole-3-carboxylic acid. *Eur Pat Appl. EP2314578A120110427*; 2011
19. Yoo JU, Lee DW, Choi JG, et al. Preparation of 3,4-diphenyl-4,5-dihydropyrazole-1-carboxylic acid hydrazide compounds as cannabinoid 1 (CB1) modulators. *Repub Korean Kongkae Taeho Kongbo. KR2010095277A20100830*; 2010
20. Lambert W, Crouse G, Sparks T, Cudworth D. Pesticidal compositions of prepared heteroaryl-N-aryl carbamates and their use in pest control. *Eur Pat Appl. EP2151234A120100210*; 2010
21. Soler Ranzani L, Casadevall Pujals G, Santanach Delisau A. Preparation of the cannabinoid CB1 receptor ligand 5-(4-chlorophenyl)-1-(2,4-dichlorophenyl)-N-(cis-2,6-dimethylpiperidin-1-yl)-4-methyl-4,5-dihydro-1H-pyrazole-3-carboxamide and pharmaceutical formulations thereof in solid solutions and/or solid dispersions. *PCT Int Appl. WO2010012437A120100204*; 2010
22. Mcelroy JF, Chorvat RJ. Substituted N-phenyl-5-phenyl-pyrazolin-3-yl amides as cannabinoid receptor antagonists/inverse agonists useful for treating

- obesity. US20090286758A120091119; 2009
23. Lange JHM, van Stuivenberg HH, Veerman W, et al. Novel 3,4-diarylpyrazolines as potent cannabinoid CB1 receptor antagonists with lower lipophilicity. *Bioorg Med Chem Lett* 2005;15:4794-8
 24. Buschmann HH, Torrens-Jover A, Mas-Prio J, Yenes-Minguez S. Preparation of sulfonamide substituted pyrazoline compounds as CB1 modulators. *PCT Int Appl. WO2008043544A120080417*; 2008
 25. Srivastava BK, Joharapurkar A, Raval S, et al. Diaryl dihydropyrazole-3-carboxamides with significant in vivo antiobesity activity related to CBI receptor antagonism: synthesis, biological evaluation, and molecular modeling in the homology model. *J Med Chem* 2007;50:5951-66
 26. Donohue SR, Pike VW, Finnema SJ, et al. Discovery and labeling of high-affinity 3,4-diarylpyrazolines as candidate radioligands for in vivo imaging of cannabinoid subtype-1 (CB(1)) receptors. *J Med Chem* 2008;51:5608-16
 27. Fisas-Escasany MA, Buschmann HH. Preparation of substituted pyrazoline for preventing weight gain. *Eur Pat Appl. EP1946777A120080723*; 2008
 28. Vela Hernandez JM, Yenes-Minguez S. Preparation of (4S,5S)-5-(4-chlorophenyl)-1-(2,4-dichlorophenyl)-N-(cis-2,6-dimethylpiperidin-1-yl)-4-methyl-4,5-dihydro-1H-pyrazole-3-carboxamide as a cannabinoid CB1 neutral antagonist for treatment of food intake disorders. *PCT Int Appl. WO2009124950A220091015*; 2009
 29. Vela Hernandez JM, Yenes-Minguez S. Preparation of (4S,5S)-5-(4-chlorophenyl)-1-(2,4-dichlorophenyl)-N-(cis-2,6-dimethylpiperidin-1-yl)-4-methyl-4,5-dihydro-1H-pyrazole-3-carboxamide as a cannabinoid CB1 neutral antagonist for treatment of food intake disorders. *Eur Pat Appl. EP2108643A120091014*; 2009
 30. Lange JHM, Zilaout H, Van Vliet BJ. Preparation of 5-aryl-4,5-dihydro-(1H)-pyrazoles as cannabinoid CB1 receptor agonists. *PCT Int Appl. WO2009037244A220090326*; 2009
 31. Yildirim M, Wals HC, Van Vliet BJ, Lange JHM. Preparation of 4,5-dihydro-(1H)-pyrazole derivatives as cannabinoid CB1 receptor modulators. *PCT Int Appl. WO2008152086A220081218*; 2008
 32. Torrens-Jover A, Yenes-Minguez S. Preparation of indoline-substituted pyrazoline derivatives as cannabinoid receptor modulators. *PCT Int Appl. WO2007009721A220070125*; 2007
 33. Torrens-Jover A, Yenes-Minguez S. Preparation of azepane- or azocane-substituted pyrazoline derivatives as cannabinoid receptor modulators. *PCT Int Appl. WO2007009723A220070125*; 2007
 34. Buschmann H, Torrens-Jover A, Mas Prio J, et al. Preparation of 4,5-dihydro-1H-pyrazole derivatives as cannabinoid receptor inhibitors for treating various diseases. *PCT Int Appl. WO2007009689A120070125*; 2007
 35. Torrens-Jover A, Mas Prio J, Buschmann HH, et al. 4,5-Dihydro-1H-pyrazole derivatives, their preparation and use as medicaments. *Eur Pat Appl. EP1743890A120070117*; 2007
 36. Torrens-Jover A, Yenes-Minguez S. Preparation of octahydropentalene-substituted pyrazoline derivatives as cannabinoid receptor modulators. *PCT Int Appl. WO2007009722A120070125*; 2007
 37. Torrens-Jover A, Yenes-Minguez S. Preparation of cycloalkane-substituted pyrazoline derivatives as cannabinoid receptor modulators. *PCT Int Appl. WO2007009724A220070125*; 2007
 38. Torrens-Jover A, Yenes-Minguez S. Prodrugs of pyrazoline compounds as CB1-receptor antagonists, their preparation and use as medicaments. *PCT Int Appl. WO2007009720A220070125*; 2007
 39. Yenes-Minguez S, Torrens-Jover A. Preparation and anti-tumor analysis of 4-substituted 1H-pyrazolines for the treatment or prophylaxis of human cancers. *Span ES2341522A120100621*; 2010
 40. Havrylyuk D, Zimenkovsky B, Vasylenko O, et al. Synthesis of novel thiazolone-based compounds containing pyrazoline moiety and evaluation of their anticancer activity. *Eur J Med Chem* 2009;44:1396-404
 41. Bhat BA, Dhar KL, Puri SC, et al. Synthesis and biological evaluation of chalcones and their derived pyrazoles as potential cytotoxic agents. *Bioorg Med Chem Lett* 2005;15:3177-80
 42. Shaharyar M, Abdullah MM, Bakht MA, Majeed J. Pyrazoline bearing benzimidazoles: search for anticancer agent. *Eur J Med Chem* 2010;45:114-19
 43. Manna F, Chimenti F, Bolasco A, et al. Inhibition of amine oxidases activity by 1-acetyl-3,5-diphenyl-4,5-dihydro-(1H)-pyrazole derivatives. *Bioorg Med Chem Lett* 2002;12:3629-33
 44. Kobayashi H, Dorai T, Holland JF, Ohnuma T. Reversal of drug-sensitivity in multidrug-resistant tumor-cells by an MDR1 (Pgy1) Ribozyme. *Cancer Res* 1994;54:1271-5
 45. Johnson M, Younglove B, Lee L, et al. Design, synthesis, and biological testing of pyrazoline derivatives of combretastatin-A4. *Bioorg Med Chem Lett* 2007;17:5897-901
 46. Roecker AJ, Coleman PJ, Mercer SP, et al. Kinesin spindle protein (KSP) inhibitors. Part 8: design and synthesis of 1,4-diaryl-4,5-dihydropyrazoles as potent inhibitors of the mitotic kinesin KSP. *Bioorg Med Chem Lett* 2007;17:5677-82
 47. Rostom SAF. Synthesis and in vitro antitumor evaluation of some indeno [1,2-c]-pyrazol(in)es substituted with sulfonamide, sulfonylurea(-thiourea) pharmacophores, and some derived thiazole ring systems. *Bioorg Med Chem* 2006;14:6475-85
 48. Coleman PJ, Mercer SP, Roecker AJ. Preparation of pyrazole derivatives as mitotic kinesin inhibitors. *PCT Int Appl. WO2006068933A220060629*; 2006
 49. Breslin MJ, Coleman PJ, Cox CD, et al. 4,5-Dihydro-1H-pyrazole derivatives useful as mitotic kinesin inhibitors, and their pharmaceutical compositions and use in the treatment of cancer. *PCT Int Appl. WO2003079973A220031002*; 2003
 50. Villavicencio EH, Yoon JW, Frank DJ, et al. Cooperative E-box regulation of human GLI1 by TWIST and USF. *Genesis* 2002;32:247-58
 51. Mazumdar T, DeVecchio J, Agyeman A, et al. Blocking hedgehog survival signaling at the level of the GLI genes induces DNA damage and extensive cell death in human colon carcinoma cells. *Cancer Res* 2011;71:5904-14

Recent advances in the therapeutic applications of pyrazolines

52. He B, Fujii N, You L, et al. Dihydropyrazolocarboxamides and their preparation, pharmaceutical compositions and use in the targeting GLI proteins in human cancer by small molecules. US7714014B220100511; 2010
53. He B, Fujii N, You L, et al. Dihydropyrazolocarboxamides and their preparation, pharmaceutical compositions and use in the targeting GLI proteins in human cancer by small molecules. Int Appl. WO2007067814A220070614; 2007
54. Havrylyuk D, Kovach N, Zimenkovsky B, et al. Synthesis and anticancer activity of isatin-based pyrazolines and thiazolidines conjugates. Arch Pharm (Weinheim) 2011;344:514-22
55. Buske C, Becker D, FeuringBuske M, et al. TGF-beta inhibits growth and induces apoptosis in leukemic B cell precursors. Leukemia 1997;11:386-92
56. Jang CW, Chen CH, Chen CC, et al. TGF-beta induces apoptosis through Smad-mediated expression of DAP-kinase. Nat Cell Biol 2002;4:51-8
57. Schlapbach R, Spanaus KS, Malipiero U, et al. TGF-beta induces the expression of the FLICE-inhibitory protein and inhibits Fas-mediated apoptosis of microglia. Eur J Immunol 2000;30:3680-8
58. Totth A, Sebestyen A, Barna G, et al. TGF-beta 1 induces caspase-dependent but death-receptor independent apoptosis in lymphoid cells. Anticancer Res 2001;21:1207-12
59. Sawyer JS, Beight DW, Ciapetti P, et al. Preparation of substituted 5,6-dihydro-4H-pyrrolo[1,2-b]pyrazoles as TGF-beta signal transduction inhibitors. PCT Int Appl. WO2002094833A120021128; 2002
60. Ozdemir Z, Kandilci HB, Gumusel B, et al. Synthesis and studies on antidepressant and anticonvulsant activities of some 3-(2-furyl)-pyrazoline derivatives. Eur J Med Chem 2007;42:373-9
61. Singh SP, Chaudhari A, Barthwal JP, Parmar SS. Anticonvulsant activity and selective-inhibition of nicotinamide adenine dinucleotide-dependent oxidations by 1,3,5-Trisubstituted Pyrazolines. J Pharm Sci 1974;63:1948-50
62. Shishikura J-I, Inami H, Kaku H, et al. Preparation of acylazole derivatives as kainic acid neurocytotoxicity inhibitors. PCT Int Appl. WO2001032173A120010510; 2001
63. Torrens-Jover A, Mas Prio J. Quaternary ammonium salts of substituted pyrazoline compounds, their preparation and use as medicaments. PCT Int Appl. WO2007009697A120070125; 2007
64. Palaska E, Aytemir M, Uzbay IT, Erol D. Synthesis and antidepressant activities of some 3,5-diphenyl-2-pyrazolines. Eur J Med Chem 2001;36:539-43
65. Prasad YR, Rao AL, Prasoona L, et al. Synthesis and antidepressant activity of some 1,3,5-triphenyl-2-pyrazolines and 3-(2''-hydroxynaphthalen-1''-yl)-1,5-diphenyl-2-pyrazolines. Bioorg Med Chem Lett 2005;15:5030-4
66. Chimentì F, Fioravanti R, Bolasco A, et al. Synthesis, molecular modeling studies and selective inhibitory activity against MAO of N1-propanoyl-3,5-diphenyl-4,5-dihydro-(1H)-pyrazole derivatives. Eur J Med Chem 2008;43:2262-7
67. Henkel V, Mergl R, Hegerl U. Atypical depression: is there still evidence for superiority of MAO-inhibitors? Eur Psychiatry 2005;20:S134
68. Enserink M. Drug therapies for depression: from MAO inhibitors to substance P. Science 1999;284:238-40
69. Murasaki M. The role of MAO inhibitors on the treatment of depression. Jpn J Neuropsychopharmacol 1997;19:685-700
70. Amrein R, Uchida C, Stabl M. Efficacy of reversible inhibitors of MAO-A (Rima) in various forms of depression. Int Congr Ser 1991;968:850-4
71. Larsen JK. The concept of atypical depression and its relation to successful treatments with MAO-Inhibitors. Psychopharmacology (Berl) 1991;103:B6-B
72. Nolen WA, Vandeputte JJ, Dijken WA, et al. Treatment strategy in depression. 2. MAO inhibitors in depression resistant to cyclic antidepressants - 2 controlled crossover studies with tranlycypromine versus L-5-Hydroxytryptophan and Nomifensine. Acta Psychiatr Scand 1988;78:676-83
73. Haffmans J, Nolen WA, Vanderham E. MAO-inhibitors and sleep in major depression. Pharmacopsychiatry 1988;21:61
74. Davis JM, Janicak PG, Bruninga K. The efficacy of MAO inhibitors in depression - a metaanalysis. Psychiatr Annu 1987;17:825-31
75. Raskin DE. MAO inhibitors in chronic pain and depression. J Clin Psychiatr 1982;43:122
76. Abdala EN. Combination of tricyclic anti-depressants and MAO inhibitors in treatment of depression. Acta Psiquiatr Psicol 1975;21:52-5
77. Purgyi P. Correlation between glucose-tolerance and depression and its treatment with Mao inhibitors and lithium salts. Nervenarzt 1972;43:379-82
78. Gokhan-Kelekcì N, Koyunoglu S, Yabanoglu S, et al. New pyrazoline bearing 4(3H)-quinazolinone inhibitors of monoamine oxidase: synthesis, biological evaluation, and structural determinants of MAO-A and MAO-B selectivity. Bioorg Med Chem 2009;17:675-89
79. Gokhan-Kelekcì N, Yabanoglu S, Kupeli E, et al. A new therapeutic approach in Alzheimer disease: some novel pyrazole derivatives as dual MAO-B inhibitors and antiinflammatory analgesics. Bioorg Med Chem 2007;15:5775-86
80. Lensch K, Fuchs G, Boning J, Milech U. A clinical-study of the selective MAO-A inhibitor Moclobemide (RO11-1163) - a comparison of 2 different dosages with particular reference to platelet Mao-activity and urinary Mhpg-excretion. Int Clin Psychopharm 1987;2:165-71
81. Kaplancikli ZA, Ozdemir A, Turan-Zitouni G, et al. New pyrazoline derivatives and their antidepressant activity. Eur J Med Chem 2010;45:4383-7
82. Jayaprakash V, Sinha BN, Ucar G, Ercan A. Pyrazoline-based mycobactin analogues as MAO-inhibitors. Bioorg Med Chem Lett 2008;18:6362-8
83. Chimentì F, Bizzarri B, Manna F, et al. Synthesis and in vitro selective anti-Helicobacter pylori activity of pyrazoline derivatives. Bioorg Med Chem Lett 2005;15:603-7

84. Chimenti F, Carradori S, Secci D, et al. Synthesis and inhibitory activity against human monoamine oxidase of N1-thiocarbamoyl-3,5-di(hetero)aryl-4,5-dihydro-(1H)-pyrazole derivatives. *Eur J Med Chem* 2010;45:800-4
85. Barsoum FF, Girgis AS. Facile synthesis of bis(4,5-dihydro-1H-pyrazole-1-carboxamides) and their thio-analogues of potential PGE(2) inhibitory properties. *Eur J Med Chem* 2009;44:2172-7
86. Coceani F, Bishai I, Hynes N, et al. Prostaglandin-E2 as a central messenger of fever - mechanism of formation. *News Trend L* 1989;3:183-6
87. Coceani F, Bishai I, Lees J, Sirko S. Prostaglandin-E2 in the pathogenesis of Pyrogen fever - validation of an intermediary role. *Adv Prostaglandins Thromb L* 1989;19:394-7
88. Rotondo D, Abul HT, Milton AS, Davidson J. Pyrogenic immunomodulators increase the level of prostaglandin-E2 in the blood simultaneously with the onset of fever. *Eur J Pharmacol* 1988;154:145-52
89. Barsoum FF, Hosni HM, Girgis AS. Novel bis(1-acyl-2-pyrazolines) of potential anti-inflammatory and molluscicidal properties. *Bioorg Med Chem* 2006;14:3929-37
90. Amir M, Kumar H, Khan SA. Synthesis and pharmacological evaluation of pyrazoline derivatives as new anti-inflammatory and analgesic agents. *Bioorg Med Chem Lett* 2008;18:918-22
91. Rathish IG, Javed K, Ahmad S, et al. Synthesis and antiinflammatory activity of some new 1,3,5-trisubstituted pyrazolines bearing benzene sulfonamide. *Bioorg Med Chem Lett* 2009;19:255-8
92. Rani P, Srivastava VK, Kumar A. Synthesis and antiinflammatory activity of heterocyclic indole derivatives. *Eur J Med Chem* 2004;39:449-52
93. Girisha KS, Kalluraya B, Narayana V, Padmashree P. Synthesis and pharmacological study of 1-acetyl/propyl-3-aryl-5-(5-chloro-3-methyl-1-phenyl-1H-pyrazol-4-yl)-2-pyrazoline. *Eur J Med Chem* 2010;45:4640-4
94. Reddy MVR, Billa VK, Pallela VR, et al. Design, synthesis, and biological evaluation of 1-(4-sulfamylphenyl) 3-trifluoromethyl-5-indolyl pyrazolines as cyclooxygenase-2 (COX-2) and lipoxygenase (LOX) inhibitor. *Bioorg Med Chem* 2008;16:3907-16
- **This paper describes the integrated effect in trifluoromethylpyrazoline derivatives and their evaluation for COX-2 and LOX inhibitory activities.**
95. Khode S, Maddi V, Aragade P, et al. Synthesis and pharmacological evaluation of a novel series of 5-(substituted) aryl-3-(3-coumarinyl)-1-phenyl-2-pyrazolines as novel anti-inflammatory and analgesic agents. *Eur J Med Chem* 2009;44:1682-8
96. Shoman ME, Abdel-Aziz M, Aly OM, et al. Synthesis and investigation of anti-inflammatory activity and gastric ulcerogenicity of novel nitric oxide-donating pyrazoline derivatives. *Eur J Med Chem* 2009;44:3068-76
97. Kaplancikli ZA, Turan-Zitouni G, Ozdemir A, et al. Synthesis and antinociceptive activities of some pyrazoline derivatives. *Eur J Med Chem* 2009;44:2606-10
98. Godoy MCM, Figuera MR, Souza FR, et al. alpha(2)-adrenoceptors and 5-HT receptors mediate the antinociceptive effect of new pyrazolines, but not of dipyrrone. *Eur J Pharmacol* 2004;496:93-7
99. Ozdemir A, Turan-Zitouni G, Kaplancikli ZA, et al. Synthesis and antimicrobial activity of 1-(4-aryl-2-thiazolyl)-3-(2-thienyl)-5-aryl-2-pyrazoline derivatives. *Eur J Med Chem* 2007;42:403-9
100. Abdel-Wahab BF, Abdel-Aziz HA, Ahmed EM. Synthesis and antimicrobial evaluation of 1-(benzofuran-2-yl)-4-nitro-3-arylbutan-1-ones and 3-(benzofuran-2-yl)-4,5-dihydro-5-aryl-1-[4-(aryl)-1,3-thiazol-2-yl]-1H-pyrazoles. *Eur J Med Chem* 2009;44:2632-5
101. Abunada NM, Hassaneen HM, Kandile NG, Miqdad OA. Synthesis and biological activity of some new pyrazoline and pyrrolo[3,4-c]pyrazole-4,6-dione derivatives: Reaction of nitrilimines with some dipolarophiles. *Molecules* 2008;13:1011-24
102. Bhatt AH, Parekh HH, Parikh KA, Parikh AR. Synthesis of pyrazolines and cyanopyridines as potential antimicrobial agents. *Indian J Chem B* 2001;40:57-61
103. Udipi RH, Kushnoor AS, Bhat AR. Synthesis and biological evaluation of certain pyrazoline derivatives of 2-[6-methoxy naphthyl]-propionic acid (Naproxen). *Indian J Heterocyclic Chem* 1998;8:63-6
104. Bharmal FM, Kaneriya DJ, Parekh HH. Synthesis of some pyrazoline derivatives as biologically active agents. *Indian J Heterocyclic Chem* 2001;10:189-92
105. Basawaraj R, Yadav B, Sangapure SS. Synthesis of some 1H-pyrazolines bearing benzofuran as biologically active agents. *Indian J Heterocyclic Chem* 2001;11:31-4
106. Desai J, Nair KB, Misra AN. Synthesis and antimicrobial activities of some new pyrazolines phenyl pyrazolines, flavanones and related compounds. *Indian J Heterocyclic Chem* 2001;10:261-6
107. Jamode VS, Chandak HS, Bhagat PR, Tambekar DH. Synthesis and antimicrobial evaluation of some 1-isonicotinoyl/carboxamido-2-pyrazolines. *Indian J Heterocyclic Chem* 2003;12:323-6
108. Karthikeyan MS, Holla BS, Kumari NS. Synthesis and antimicrobial studies on novel chloro-fluorine containing hydroxy pyrazolines. *Eur J Med Chem* 2007;42:30-6
109. Mogilaiah K, Sakram B. Synthesis and antibacterial activities of 1,3,4-oxadiazole and pyrazoline derivatives containing 1,8-naphthyridine moiety. *Indian J Heterocyclic Chem* 2004;13:289-92
110. Vijayvergiya D, Kothari S, Verma BL. Synthesis and biological activity of some new 3,5-diaryl-1-phenyl/isonicotinoyl-2-pyrazolines and 3,5-diaryl-6-carbethoxy cyclohexenone derivatives. *Indian J Heterocyclic Chem* 2003;13:105-10
111. Waheed A, Khan SA. Synthesis of certain substituted 1,2 pyrazolines from nalidixic acid as antibacterial and analgesic agents. *Indian J Heterocyclic Chem* 2001;11:59-62
112. Stirrett KL, Ferreras JA, Jayaprakash V, et al. Small molecules with structural similarities to siderophores as novel antimicrobials against *Mycobacterium tuberculosis* and *Yersinia pestis*. *Bioorg Med Chem Lett* 2008;18:2662-8
113. Shenoy GG, Bhat AR, Bhat GV, Kotian M. Synthesis and antimicrobial activities of 1,3,5 trisubstituted 2-pyrazolines. *Indian J Heterocyclic Chem* 2001;10:197-200
114. Shaharyar M, Siddiqui AA, Ali MA, et al. Synthesis and in vitro antimycobacterial activity of N-1-

- nicotinoyl-3-(4'-hydroxy-3'-methylphenyl)-5-[(sub)phenyl]-2-pyrazolines. *Bioorg Med Chem Lett* 2006;16:3947-9
115. Mamolo MG, Zampieri D, Falagiani V, et al. Synthesis and antimycobacterial activity of 5-aryl-1-isonicotinoyl-3-(pyridin-2-yl)-4,5-dihydro-1H-pyrazole derivatives. *Farmaco* 2001;56:593-9
116. Ozdemir A, Turan-Zitouni G, Kaplancikli ZA. Novel analogues of 2-Pyrazoline: synthesis, characterization, and antimycobacterial evaluation. *Turk J Chem* 2008;32:529-38
117. Guardiola-Diaz HM, Foster LA, Mushrush D, Vaz ADN. Azole-antifungal binding to a novel cytochrome P450 from *Mycobacterium tuberculosis*: implications for treatment of tuberculosis. *Biochem Pharmacol* 2001;61:1463-70
118. Zampieri D, Mamolo MG, Laurini E, et al. Antifungal and antimycobacterial activity of 1-(3,5-diaryl-4,5-dihydro-1H-pyrazol-4-yl)-1H-imidazole derivatives. *Bioorg Med Chem* 2008;16:4516-22
119. Kini SG, Bhat AR, Bryant B, et al. Synthesis, antitubercular activity and docking study of novel cyclic azole substituted diphenyl ether derivatives. *Eur J Med Chem* 2009;44:492-500
120. Ali MA, Shaharyar M, Siddiqui AA. Synthesis, structural activity relationship and anti-tubercular activity of novel pyrazoline derivatives. *Eur J Med Chem* 2007;42:268-75
121. Babu VH, Manna SK, Srinivasan SKK, Bhat GV. Synthesis and biological evaluation of 1,3,5-trisubstituted pyrazolines bearing benzofuran. *Indian J Heterocyclic Chem* 2004;13:253-6
122. Hayat F, Salahuddin A, Umar S, Azam A. Synthesis, characterization, antiamoebic activity and cytotoxicity of novel series of pyrazoline derivatives bearing quinoline tail. *Eur J Med Chem* 2010;45:4669-75
123. Budakoti A, Bhat AR, Athar F, Azam A. Syntheses and evaluation of 3-(3-bromo phenyl)-5-phenyl-1-(thiazolo[4,5-b]quinoxaline-2-yl)-2-pyrazoline derivatives. *Eur J Med Chem* 2008;43:1749-57
124. Budakoti A, Abid M, Azam A. Syntheses, characterization and in vitro antiamoebic activity of new Pd(II) complexes with 1-N-substituted thiocarbamoyl-3,5-diphenyl-2-pyrazoline derivatives. *Eur J Med Chem* 2007;42:544-51
- **This paper describes the unique Pd(II) complexes with 1-N-substituted thiocarbamoyl-3,5-diphenyl-2-pyrazoline and evaluation of their antiamoebic activity.**
125. Husain K, Abid M, Azam A. Novel Pd (II) complexes of 1-N-substituted 3-phenyl-2-pyrazoline derivatives and evaluation of antiamoebic activity. *Eur J Med Chem* 2008;43:393-403
126. Abid M, Bhat AR, Athar F, Azam A. Synthesis, spectral studies and antiamoebic activity of new 1-N-substituted thiocarbamoyl-3-phenyl-2-pyrazolines. *Eur J Med Chem* 2009;44:417-25
127. Abid M, Azam A. Synthesis and antiamoebic activities of 1-N-substituted cyclised pyrazoline analogues of thiosemicarbazones. *Bioorg Med Chem* 2005;13:2213-20
128. Asha B, Mohammad A, Amir A. Synthesis and antiamoebic activity of new 1-N-substituted thiocarbamoyl-3,5-diphenyl-2-pyrazoline derivatives and their Pd(II) complexes. *Eur J Med Chem* 2006;41:63-70
129. Bhat AR, Athar F, Azam A. Bis-pyrazolines: synthesis, characterization and antiamoebic activity as inhibitors of growth of *Entamoeba histolytica*. *Eur J Med Chem* 2009;44:426-31
130. Du X, Guo C, Hansell E, et al. Synthesis and structure-activity relationship study of potent trypanocidal thio semicarbazone inhibitors of the trypanosomal cysteine protease cruzain. *J Med Chem* 2002;45:2695-707
131. Seebacher W, Belaj F, Saf R, et al. New 1,3-Thiazoles and 1,3-Thiazines from 1-Thiocarbamoylpyrazoles. *Monatsh Chem* 2003;134:1623-8
132. El-Sabbagh OI, Baraka MM, Ibrahim SM, et al. Synthesis and antiviral activity of new pyrazole and thiazole derivatives. *Eur J Med Chem* 2009;44:3746-53
133. Torrens-Jover A. Substituted pyrazoline compounds with ACAT inhibition activity, their preparation and use as medicaments in the treatment of dyslipidemia. *PCT Int Appl. WO2008087030A120080724*; 2008
134. Yenes-Minguez S, Torrens-Jover A. Substituted pyrazoline compounds with ACAT inhibition activity and their preparation, pharmaceutical compositions and use in treatment of dyslipidemia. *PCT Int Appl. WO2008087029A120080724*; 2008
135. Yar MS, Bakht MA, Siddiqui AA, et al. Synthesis and evaluation of in vitro antiviral activity of novel phenoxy acetic acid derivatives. *J Enzyme Inhib Med Chem* 2009;24:876-82
136. Puig-Basagoiti F, Tilgner M, Forshey BM, et al. Triaryl pyrazoline compound inhibits flavivirus RNA replication. *Antimicrob Agents Chemother* 2006;50:1320-9
137. Goodell JR, Puig-Basagoiti F, Forshey BM, et al. Identification of compounds with anti-West Nile Virus activity. *J Med Chem* 2006;49:2127-37
138. Liang P-H, Ku C-C, Liu H-K, et al. Pyrazole derivatives for preventing and treating diseases caused by picornavirus and coronavirus. *Repub Korean Kongkae Taeho Kongbo. KR2010066142A20100617*; 2010
139. Silver KS, Soderlund DM. Action of pyrazoline-type insecticides at neuronal target sites. *Pest Biochem Phys* 2005;81:136-43
140. Turan-Zitouni G, Chevallet P, Kilic FS, Erol K. Synthesis of some thiazolyl-pyrazoline derivatives and preliminary investigation of their hypotensive activity. *Eur J Med Chem* 2000;35:635-41
141. Li L, Pownall HJ. Regulation of acyl-coenzyme A: cholesterol acyltransferase (ACAT) synthesis, degradation, and translocation by high-density lipoprotein(2) at a low concentration. *Arterioscler Thromb Vasc* 2000;20:2636-42
142. Jeong TS, Kim KS, An SJ, et al. Novel 3,5-diaryl pyrazolines as human acyl-CoA: cholesterol acyltransferase inhibitors. *Bioorg Med Chem Lett* 2004;14:2715-17
143. Yenes-Minguez S, Torrens-Jover A. Substituted pyrazoline compounds with ACAT inhibition activity and their preparation, pharmaceutical compositions and use in treatment of dyslipidemia. *Eur Pat Appl. EP1947087A120080723*; 2008
144. Camacho ME, Leon J, Entrena A, et al. 4,5-Dihydro-1H-pyrazole derivatives with

- inhibitory nNOS activity in rat brain: Synthesis and structure-activity-relationships. *J Med Chem* 2004;47:5641-50
145. Carrion MD, Cara LCL, Camacho ME, et al. Pyrazoles and pyrazolines as neural and inducible nitric oxide synthase (nNOS and NOS) potential inhibitors (III). *Eur J Med Chem* 2008;43:2579-91
146. Babu VH, Sridevi C, Joseph A, Srinivasan K. Synthesis and biological evaluation of some novel pyrazolines. *Indian J Pharm Sci* 2007;69:470-3
147. Zhang XQ, Li XJ, Allan GF, et al. Design, synthesis, and in vivo SAR of a novel series of pyrazolines as potent selective androgen receptor modulators. *J Med Chem* 2007;50:3857-69
148. Jones DG, Liang X, Stewart EL, et al. Discovery of non-steroidal mifepristone mimetics: pyrazoline-based PR antagonists. *Bioorg Med Chem Lett* 2005;15:3203-6
149. Amr AEE, Abdel-Latif NA, Abdalla MM. Synthesis and antiandrogenic activity of some new 3-substituted androstano[17,16-c]-5'-aryl-pyrazoline and their derivatives. *Bioorg Med Chem* 2006;14:373-84
- **In this paper, the unique androstano [17,16-c]pyrazolines and their oxidized derivatives have been synthesized and evaluated for their anti-androgenic activity.**
150. Fisas-Escasany MA, Buschmann HH. Preparation of substituted pyrazoline for use in combination therapy with at least one antidiabetic agent. *Span. ES2328653A120091116*; 2009
151. Fisas-Escasany MA, Buschmann HH. Preparation of substituted pyrazoline for use in combination therapy with at least one antidiabetic agent. *Eur Pat Appl. EP1946778A120080723*; 2008
152. Olsson R. A combinatorial scaffold approach towards the pharmacophores of ligands to urotensin II and somatostatin 5 receptors. *PCT Int Appl. WO2004073642A220040902*; 2004
- **A combinatorial scaffold approach has been reported to build a library of compounds having four diversity**

points. The synthesized compounds provide the mapping of urotensin II and somatostatin-5 receptors by differential binding of the receptors.

Affiliation

Mohamed R Shaaban^{1,2},
Abdelrahman S Mayhoub^{3,4} &
Ahmad M Farag^{†1}

[†]Author for correspondence

¹Cairo University, Faculty of Science,
Department of Chemistry, Giza 12613, Egypt
E-mail: afarag49@yahoo.com

²Umm Al-Qura University, Faculty of Applied
Science, Department of Chemistry, Makkah
21955, Saudi Arabia;

³Al-Azhar University, Faculty of Pharmacy,
Department of Organic Chemistry, Cairo 11884,
Egypt

⁴Purdue University, College of Pharmacy, and the
Purdue Center for Cancer Research, Department
of Medicinal Chemistry and Molecular
Pharmacology, West Lafayette, IN 47907, USA