



Incomplete Milking in Early Lactation Does Not Affect Dairy Cows Resting Behaviors: Results from a Randomized Controlled Trial

Catarina Krug^{1*}, Trevor J. DeVries², Jean-Philippe Roy³, Jocelyn Dubuc³ and Simon Dufour¹

¹Département de pathologie et microbiologie, Faculté de médecine vétérinaire, Université de Montréal, Saint-Hyacinthe, QC, Canada, ²Department of Animal Biosciences, University of Guelph, Guelph, ON, Canada, ³Département de sciences cliniques, Faculté de médecine vétérinaire, Université de Montréal, Saint-Hyacinthe, QC, Canada

OPEN ACCESS

Edited by:

Tariq Halasa,
Technical University of
Denmark, Denmark

Reviewed by:

Barry Bradford,
Kansas State University, USA
Matthew Denwood,
University of Copenhagen,
Denmark

*Correspondence:

Catarina Krug
denoronhakrug@hotmail.com

Specialty section:

This article was submitted to
Veterinary Epidemiology
and Economics,
a section of the journal
Frontiers in Veterinary Science

Received: 06 February 2017

Accepted: 20 April 2017

Published: 08 May 2017

Citation:

Krug C, DeVries TJ, Roy J-P, Dubuc J
and Dufour S (2017) Incomplete
Milking in Early Lactation Does Not
Affect Dairy Cows Resting Behaviors:
Results from a Randomized
Controlled Trial.
Front. Vet. Sci. 4:66.
doi: 10.3389/fvets.2017.00066

The objective of this study was to investigate the effect of incomplete milking during the first 5 days of lactation on the resting behavior of commercial dairy cows. The hypothesis was that the elevated intramammary pressure resulting from milk retained in the udder in incompletely milked cows could lead to a change in lying behavior. This study was a randomized controlled trial in which cows from two farms were randomly allocated into a treatment ($n = 18$) or a control group ($n = 14$). Cows in the treatment group were milked incompletely (10–14 L/days) during the first 5 days of lactation, while cows in the control group were milked as usually done on farm. Resting behaviors were recorded with a data logger. Linear mixed models were used to quantify the effects of treatment group on three dependent variables measured between 2 and 14 days in milk: daily duration of lying time (h/d), lying bout frequency (bouts/day), and mean duration of lying bouts (min/bout). There was no significant effect of treatment on lying time. However, the effect of treatment on frequency of lying bouts and on mean lying bout duration varied by parity level. Incompletely milked cows in second parity had a higher number of lying bouts (11.9 vs. 9.2 bouts/day) and shorter mean lying bout duration (57.8 min/bout vs. 66.7 min) than control cows. In third parity or more, the opposite happened. Therefore, our results suggest that an incomplete milking may be slightly problematic for second parity cows and, possibly, slightly beneficial for older cows. Whether the differences observed resulted from a biologic process (discomfort due to the incomplete milking) or from random error will have to be determined by future research.

Keywords: dairy cattle, animal welfare, resting behavior, data logger, incomplete milking

INTRODUCTION

Milking cows incompletely in early lactation is a novel way to reduce the negative energy balance and its detrimental effects in dairy cows (1). However, reducing the volume of milk harvested might potentially be associated with a sustained udder distention, especially in high producing cows, which could lead to a modification of the cow's lying behaviors. Unfortunately, there are currently no published studies on this topic.

Internal or external challenges that lead to poor animal welfare often produce differences in cows' behavioral activities, including resting behavior (2). For instance, a study by Österman and Redbo (3) showed that cows milked twice a day vs. cows milked three times per day had higher number of lying bouts of shorter duration and fewer long lying bouts 4 h before milking. Such difference in behavior was hypothesized by these authors to be caused by pain due to udder distension. However, welfare was not impaired by a lower milking frequency in other studies. For example, two studies (4, 5) reported that cows milked once a day had similar lying times and improved hoof health and locomotion score compared to cows milked twice a day. However, in these studies, cows were not assessed in early lactation, when milk yield is increasing. In another study (6), cows milked once a day had higher udder firmness, but similar grazing activity and a tendency for longer lying times compared to cows milked twice a day.

Work conducted at dry off may be useful in determining the potential impacts of incompletely milking cows in early lactation. For example, Zobel et al. (7) presented a review on the effects of abrupt cessation of lactation on animal welfare. According to these authors, the elevated intramammary pressure resulting from milk retained in the udder after milking cessation could lead to tissue damage and pain. The sum of articles reviewed in that paper, however, did not lead to a conclusive answer regarding changes in lying behavior following abrupt cessation of milking at drying off, and the authors suggested that level of milk production at dry off should be considered when conducting such analysis.

For the current study, our hypothesis was that the elevated intramammary pressure resulting from milk retained in the udder in incompletely milked cows could lead to a measurable change in resting behavior compared to cows milked completely. Therefore, the objective of the current study was to investigate the effect of an incomplete milking during the first 5 days of lactation on daily duration of lying time, lying bout frequency, and mean duration of lying bouts of commercial dairy cows up to 14 days in milk (DIM).

MATERIALS AND METHODS

Sample Size Estimation/Power

The current study was initiated following discussions with producers participating in a larger randomized controlled trial (RCT). Producers were concerned about the potential discomfort of the treatment procedure for their cows. With the larger RCT already ongoing, a limited number of cows were available for studying impact of treatment on resting behaviors. We expected to be able to recruit approximately 32 cows (16 in each group) before the end of the study, which would contribute to around 448 daily observations (32 cows multiplied by 14 days). Rather than a sample size estimation, we estimated the minimal difference that could be detected with the available sample size using SAS power procedure. A power of 90% and a level of confidence of 95% were used. For lying time, assuming a SD of 1.3 h/day in the control group, it was deemed possible to detect with a power of 90% a difference ≥ 0.4 h/day between treatment groups. For

lying bouts frequency, with an expected SD of 3.8 bouts/day in the control group, it was deemed possible to detect a difference of at least 1.2 bouts/day between treatment groups. For mean lying bout duration, with an expected SD of 12 min/bout, it was judged possible to detect a difference of at least 3.7 min/bout between treatment groups.

Animals and Treatments

This study was part of a larger RCT that was conducted on multiparous cows from a convenient sample of 13 commercial dairy farms in the province of Quebec, Canada. An article describing this larger RCT is in preparation (Morin et al., personal communication). The eligibility criteria for these farms included: being enrolled in a Dairy Herd Improvement program, having a milking system that allows measurement in real time of the volume of milk harvested from the cow, having computerized records of disease, having at least around 70 multiparous cows calving per year, and being willing to apply the methodology necessary for the study and to share their herd records with the research group. The study protocol was accepted by the Animal Ethics Committee of the Université de Montréal (rech-1701). For this RCT, all multiparous cows, in the study herds, calving during the 14-month period comprised between January 2013 and March 2015 were recruited. For the current study, cows from two of the participating herds that calved in the last 5 months of the RCT (i.e., from October 2014 to February 2015) were recruited. In these two herds, cows were housed in free stall barns (mattress-based stalls covered with wood shavings as bedding). Herds were milked twice (04:00 and 16:00 h; herd A) and three (04:30, 12:30, and 20:30 h; herd B) times a day. Herd A had a mean number of 68 milking Holstein cows and a mean 305-day milk yield of 10,091 kg per cow whereas herd B had a mean number of 189 milking Holstein cows and a mean 305-day milk yield of 9,155 kg per cow. During the study, cows were randomly allocated to a treatment or a control group using a random number generator. Cows in the treatment group were milked incompletely during the first 5 DIM: 10 L on day 1, 10 L on day 2, 10 L on day 3, 12 L on day 4, and 14 L on day 5. The decision on the quantity of milk withdrawn per day was based on the study from Carbonneau et al. (1). Cows in the control group were milked completely, as usually done on these farms. Because treatment influenced how cows were milked, dairy producers could not be blinded to the group allocation (treatment or control).

Animal-Based Measures

Parity and calving date were obtained through farm records. Resting behavior was recorded with Hobo Pendant Acceleration data loggers (Onset Computer Corporation, Bourne, MA, USA) validated by Ledgerwood et al. (8). The data logger was installed 1 week before expected calving and replaced every week until the end of the second week of lactation. The device was set to record g-force and slope of the *x*, *y*, and *z*-axes in a scale of -3.2 – 3.2 at intervals of 60 s (9). The data loggers were attached with bandage to the left hind leg above the metatarsophalangeal joint of cows for easy access in the milking parlor during the following weeks. The three axes were drawn on the exterior of the data logger and, when attached to the leg, the data logger was placed with the

illustrated x -axis parallel to the ground pointing to the head of the animal, the y -axis perpendicular to the floor pointing to cow's back, and the z -axis parallel to the floor pointing to the lateral of the cow (9).

Data Management and Statistical Analyses

To extract the data from the data logger, the Onset Hoboware Pro Software (Onset Computer Corporation, Bourne, MA, USA) was used. Data were then imported as comma separated values files in SAS software (version 9.4, SAS Institute Inc., Cary, NC, USA) to be edited using the standard operating procedures described by the University of British Columbia (9). Three outcomes (daily duration of lying time, h/d; lying bout frequency, bouts/day; and mean duration of lying bouts, min/bout) were computed for each cow-day of observation. These outcomes were considered as the dependent variables in this study. Since there is usually a drop in lying time around calving (see **Figure 1**, for example), only observations from 2 to 14 DIM were used in the models. The predictor of interest in the current study was treatment group (i.e., incomplete vs. complete milking). Researchers assessing the outcome were not blinded to treatment allocation.

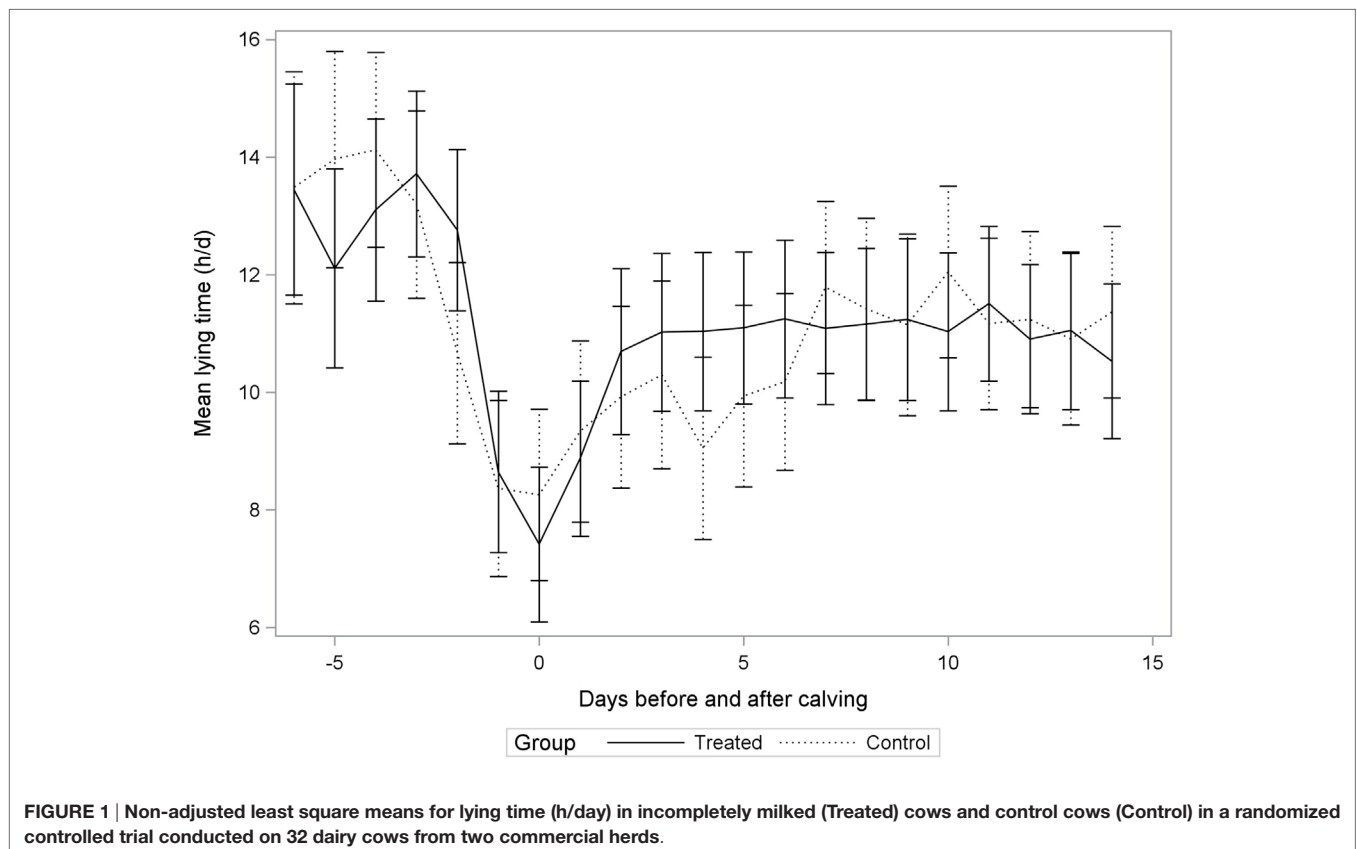
Prior to modeling, quantitative variables were tested for normality by visual inspection of histograms. Variables were then screened individually for their association with the three dependent variables using linear mixed regression models using the MIXED procedure of SAS 9.4. Models were then developed

to investigate conditional associations. The 13 daily observations were clustered by cow; therefore, a cow random intercept was used in the models; herd was included in the models as a fixed effect to control for clustering of cows by herd. Furthermore, a treatment \times DIM interaction term was forced into the models to capture the daily variance and to investigate the effect of the treatment for each day of observation. In these models, DIM was treated as categorical variable (i.e., day 2 to day 14). The Tukey adjustment was used to account for multiple comparisons.

There was an equal proportion of cows in parity 2 and parity ≥ 3 (16 cows in each category). The distribution of parity, however, was different between treatment groups ($P = 0.03$); with 12 second parity cows (67%) in the treated group and four second parity cows (29%) in the control group. Consequently, parity was kept as a fixed effect in all models to account for confounding by parity of the relationship between treatment and resting behavior. By keeping parity in each model, the reported effect of treatment on each outcome can then be interpreted as the effect of treatment on resting behavior if parity level had been held constant (i.e., if parity level was the same in treated and control cows). The linear mixed models were as follows:

$$\text{RestBv}_{ij} = \beta_0 + \beta_1 \text{Tx}_j + \beta_2 \text{Herd}_j + \beta_3 \text{Parity}_j + \beta_4 \text{DIM}_{ij} + \beta_5 \text{Tx}_j * \text{DIM}_{ij} + v_{0j} + e_{0ij}, \quad (1)$$

where RestBv_{ij} is the predicted resting behavior (i.e., either daily duration of lying time, lying bout frequency, or mean duration of lying bouts), for the i th day from the j th cow; β_0 is the



intercept; β_1 is the regression coefficient for treatment group; β_2 is the herd fixed effect included to account for clustering of cows by herd; β_3 is the effect of parity and is included strictly to account for confounding of the treatment effect by parity; β_4 is the DIM effect; β_5 is the treatment \times DIM interaction; and v_{0ij} and e_{0ij} are the cow random intercept and measurement error term, respectively (all assumed to follow an approximately normal distribution).

Parity (categorized as parity 2 and parity ≥ 3) was tested as a potential effect modifier by adding the main term and an interaction term with treatment group in the models. Parity was retained as an effect modifier if the interaction term yielded a P -value < 0.20 on the F test. The interaction between parity and DIM was also tested and retained if the interaction term yielded a P -value < 0.20 on the F test. Residuals were visually examined for each model to evaluate normality using quantile–quantile plot and histogram of residuals. Assumption of homoscedasticity was assessed visually using plot of the residuals against predicted values.

RESULTS

Data loggers were attached to a total of 38 cows, but 6 cows (4 from control group and 2 from treatment group) were excluded due to abnormal data records indicating misplacement of the logger ($n = 3$), or due to sickness/death ($n = 3$). In the end, 32 cows (22 from herd A and 10 from herd B) had usable resting behavior

data: 14 were from control group and 18 from treatment group. Daily data were missing for some cows due to logger failure, therefore, out of a potential number of 448 cow-day observations, there were 331 usable cow-day observations and a mean number of 10.3 days of observation per cow.

The average daily lying time was 11.0 ± 2.2 h/day, with an average frequency of 13.1 ± 6.4 bouts/day, and a mean lying bout duration of 56.9 ± 18.1 min/bout when considering only the 2–14 DIM period. **Figures 1–3** illustrate distributions of non-adjusted least square means for lying time (h/day), frequency of lying bouts (bouts/day), and mean lying bout duration (min/bout), for control and treatment groups between 6 days before calving and up to 14 days after calving.

The treatment–lying time relationship varied as function of DIM (**Table 1; Figure 1**). However, after adjusting for multiple comparisons, there were no significant differences between treatment groups for none of the DIM. Lying times were, therefore, comparable between treatment groups throughout the 2–14 DIM period. The effect of treatment on lying time was not modified by parity level (P -value: 0.77).

When investigating lying bouts frequency, the effect of treatment did not vary as a function of DIM (**Table 2; Figure 2**), but it varied as a function of parity (P -value: 0.10; **Table 2**). For second parity cows, we observed, in incompletely milked cows, 11.9 bouts/day (95% CI: 9.3, 14.4) compared to 9.2 bouts/day (95% CI: 4.4, 13.9) for control cows. For \geq third parity cows, incompletely milked cows had 12.2 bouts/day (95% CI: 8.5, 15.9) compared

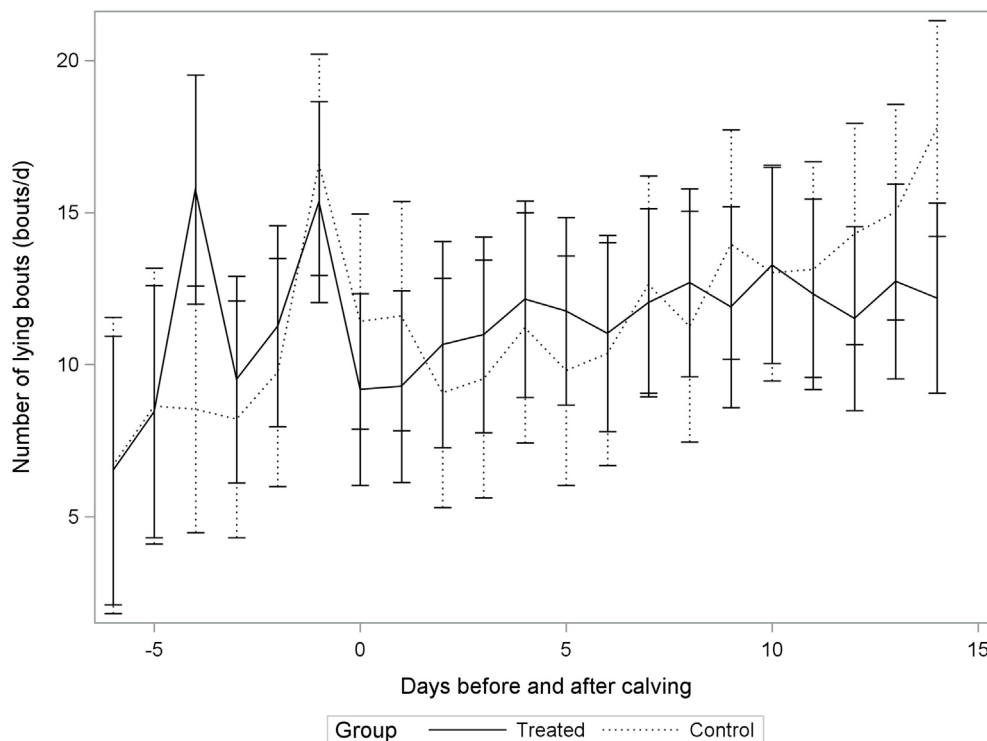


FIGURE 2 | Non-adjusted least square means for lying bout frequency (bouts/day) in incompletely milked (Treated) cows and control cows (Control) in a randomized controlled trial conducted on 32 dairy cows from two commercial herds.

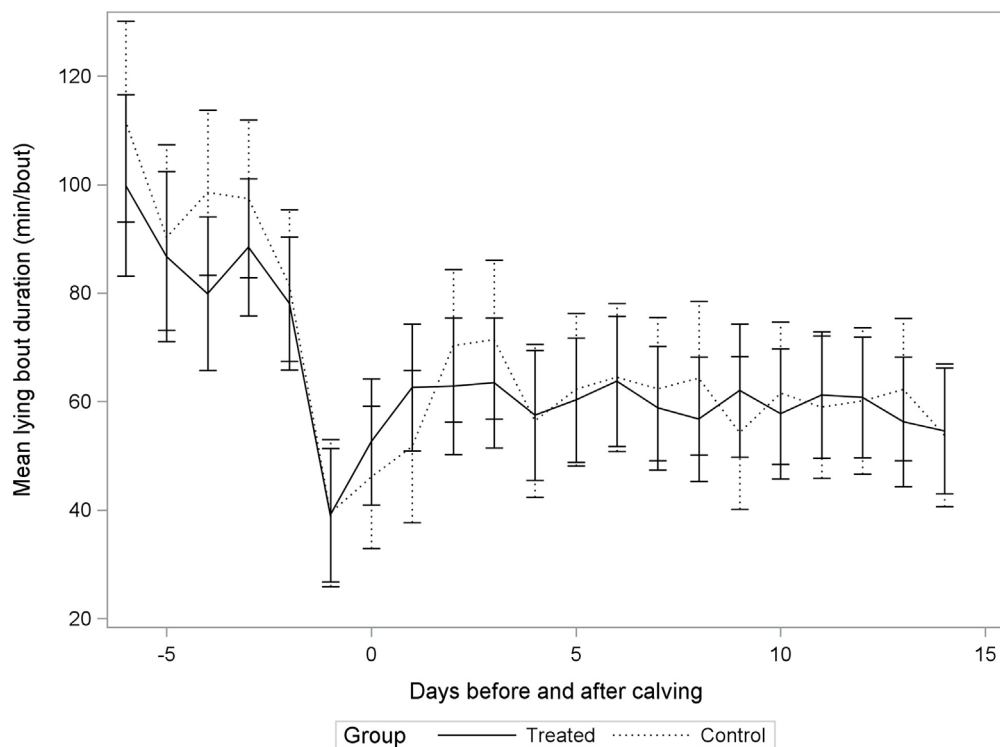


FIGURE 3 | Non-adjusted least square means for mean lying bout duration (min/bout) in incompletely milked (Treated) cows and control cows (Control) in a randomized controlled trial conducted on 32 dairy cows from two commercial herds.

to 15.4 bouts/day (95% CI: 12.7, 18.1) for cows in the control group. So treatment was associated with a higher number of lying bouts in second parity cows, while it was associated with a lower number of bouts in older cows.

Similar results were obtained for mean lying bout duration; the relationship between treatment and lying bout duration did not vary as function of DIM (Table 3; Figure 3), but varied as a function of parity (P -value: 0.10; Table 3). For second parity cows, we observed 57.8 min/bout (95% CI: 49.9, 65.6) in incompletely milked cows, compared to 66.7 min/bout (95% CI: 52.1, 81.4) for control cows. For \geq third parity cows, incompletely milked cows had 60.9 min/bout (95% CI: 49.4, 72.4) compared to 51.8 min/bout (95% CI: 43.4, 60.2) for cows in the control group. So treatment was associated with shorter bouts in second parity cows, while it was associated with longer bouts in older cows.

DISCUSSION

To our knowledge, this is the first study investigating the impact of an incomplete milking during the first 5 days of lactation on resting behavior. The mean total lying time for cows was within the range of previously reported studies [9.3–13.9 h/day, DeVries et al. (10); 9.7–12.9 h/day, Westin et al. (11)]. Number of lying bouts and mean lying bout duration were also in agreement with other studies [29–115 min/bout, Tucker et al. (12); 6–20 bouts/day and 48–96 min/bout, Gomez and Cook (13)]. The population studied, therefore, appears to be comparable to that of other

studies. In the current study, there were no differences in resting behaviors among groups for none of the DIM. So, in general, we could conclude that an incomplete milking during the early lactation does not lead to alteration of cows' resting behaviors.

Similarly to what was observed by Calderon and Cook (14), lying time was decreased around calving, and then started increasing to reach a plateau around day 6. Lying time would usually be maintained for the remainder of the lactation after day 8 (14). In the current study, cows from the incomplete milking group seemed to reach this level of lying time earlier than conventionally milked cows, which could be interpreted as a positive effect of the incomplete milking. These differences, however, were not statistically significant and could, therefore, result simply from random error.

Although lying time was not altered by the milking protocol used, lying patterns differed by parity level. In second parity cows, we observed higher number of bouts and bouts of shorter duration in incompletely milked cows compared to control cows, while in third parity cows, incomplete milking resulted in a lower number of bouts and in longer mean lying bouts compared to the control cows. Whether these observed statistical interactions are truly the result of an existing biological interaction will have to be confirmed in future research using a larger sample size (and/or fewer degrees of freedom in the model). Nevertheless, we could hypothesize that a cow with a high number of bouts of short duration may be experiencing some level of discomfort. In fact, in a study from Siivonen et al. (15), cows with mastitis

TABLE 1 | Conditional association between predictors and daily duration of lying down (h/d) from 32 dairy cows (two commercial herds) enrolled in a randomized controlled trial; estimates were obtained using linear mixed regression models.

Variable	Level	β	SE	95% CI	P-value ^a
Intercept		10.0	0.9	8.1, 11.9	
Treatment					0.75
	Control	Reference			
	Incomplete	0.6	0.9	-1.2, 2.4	
DIM					<0.01
	2	Reference			
	3	0.2	0.7	-1.1, 1.5	
	4	-1.0	0.6	-2.3, 0.2	
	5	-0.3	0.6	-1.5, 1.0	
	6	0.3	0.6	-1.0, 1.5	
	7	1.8	0.6	0.5, 3.0	
	8	1.4	0.6	0.1, 2.6	
	9	1.2	0.6	-0.0, 2.5	
	10	2.1	0.6	0.8, 3.3	
	11	1.1	0.6	-0.1, 2.4	
	12	1.1	0.6	-0.2, 2.3	
	13	1.0	0.6	-0.2, 2.2	
	14	1.4	0.6	0.2, 2.7	
Treatment × DIM					<0.01
	Incomplete × 2	Reference			
	Incomplete × 3	0.2	0.9	-1.5, 1.9	
	Incomplete × 4	1.4	0.8	-0.2, 3.1	
	Incomplete × 5	0.8	0.8	-0.9, 2.4	
	Incomplete × 6	0.4	0.8	-1.2, 2.1	
	Incomplete × 7	-1.3	0.8	-2.9, 0.3	
	Incomplete × 8	-0.8	0.8	-2.5, 0.8	
	Incomplete × 9	-0.6	0.9	-2.3, 1.1	
	Incomplete × 10	-1.7	0.8	-3.3, -0.0	
	Incomplete × 11	-0.2	0.8	-1.9, 1.4	
	Incomplete × 12	-0.7	0.8	-2.3, 0.9	
	Incomplete × 13	-0.5	0.8	-2.1, 1.2	
	Incomplete × 14	-1.5	0.8	-3.1, 0.1	
Parity					0.49
	2	Reference			
	3	0.5	0.7	-0.9, 1.9	
Farm					0.74
	2	Reference			
	1	-0.2	0.7	-1.6, 1.1	
Cow-level variance	-	3.0	-	-	-

^aJoint P-value obtained using an F test.

β , coefficient; CI, confidence interval; DIM, days in milk.

had lower lying times and a higher number of bouts of shorter duration per day. In that study, such a lying pattern was possibly caused by some level of discomfort due to inflammation of the udder. Therefore, our results suggest that an incomplete milking may not act in the same way for second compared to third parity cows and that it may be, somehow, slightly problematic for second parity cows and, possibly, slightly beneficial for third parity cows. These potential interpretations, however, must be considered cautiously.

The incomplete milking could also have altered cows' metabolic status, which would, in turn, alter their feeding behaviors, and, consequently, their resting behaviors. The observed change in behaviors cannot, therefore, be directly interpreted as a sign of pain or discomfort. For instance, Carbonneau et al. (1) showed

TABLE 2 | Conditional association between predictors and lying bout frequency (bouts/day) from 32 dairy cows (two commercial herds) enrolled in a randomized controlled trial; estimates were obtained using linear mixed regression models.

Variable	Level	β	SE	95% CI	P-value ^a
Intercept		5.0	3.0	-1.2, 11.2	
Treatment					0.89
	Control	Reference			
	Incomplete	4.6	3.2	-1.7, 11.0	
DIM					<0.01
	2	Reference			
	3	0.6	2.2	-3.7, 4.9	
	4	2.1	2.1	-2.1, 6.2	
	5	0.8	2.1	-3.4, 5.0	
	6	1.5	2.1	-2.6, 5.6	
	7	3.6	2.0	-0.4, 7.6	
	8	2.1	2.1	-2.0, 6.3	
	9	5.0	2.1	0.8, 9.1	
	10	4.0	2.0	-0.0, 8.0	
	11	4.2	2.0	0.2, 8.2	
	12	5.3	2.1	1.2, 9.4	
	13	6.2	2.0	2.2, 10.2	
	14	8.9	2.0	4.9, 12.9	
Treatment × DIM					0.13
	Incomplete × 2	Reference			
	Incomplete × 3	-0.1	2.8	-5.7, 5.5	
	Incomplete × 4	-0.4	2.8	-5.9, 5.1	
	Incomplete × 5	0.6	2.8	-4.9, 6.0	
	Incomplete × 6	-0.8	2.8	-6.2, 4.6	
	Incomplete × 7	-2.1	2.7	-7.3, 3.2	
	Incomplete × 8	0.2	2.8	-5.3, 5.6	
	Incomplete × 9	-3.7	2.8	-9.3, 1.8	
	Incomplete × 10	-1.2	2.7	-6.6, 4.2	
	Incomplete × 11	-2.3	2.7	-7.7, 3.0	
	Incomplete × 12	-4.2	2.7	-9.5, 1.2	
	Incomplete × 13	-3.9	2.7	-9.4, 1.5	
	Incomplete × 14	-7.2	2.7	-12.6, -1.8	
Parity					0.06
	2	Reference			
	≥3	6.3	2.8	0.9, 11.7	
Treatment × parity					0.10
	Incomplete × 2	Reference			
	Incomplete × ≥3	-5.9	3.6	-12.9, 1.1	
Farm					0.39
	2	Reference			
	1	1.5	1.7	-1.9, 4.9	
Cow-level variance	-	16.7	-	-	-

^aJoint P-value obtained using an F test.

β , coefficient; CI, confidence interval; DIM, days in milk.

that the cow's negative energy balance could be improved by reducing milk output during the first days of the lactation. We may hypothesize that an improved energy balance may have resulted in a reduced nutrient demands of the incompletely milked cows, and thus, in an alteration of their feeding behaviors. Thus, incompletely milked cows would have a greater amount of time that can be dedicated to activities other than feeding. Indeed, several researchers showed that cows with higher milk production have different resting patterns, mainly shorter lying times per day, than cows with lower milk production (16–18). This is probably a result of the higher energy requirements in cows that produce more milk, leading to an increased time standing while

TABLE 3 | Conditional association between predictors and mean lying bout duration (min/bout) from 32 dairy cows (two commercial herds) enrolled in a randomized controlled trial; estimates were obtained using linear mixed regression models.

Variable	Level	β	SE	95% CI	P-value ^a
Intercept		79.3	9.1	60.7, 97.9	
Treatment					0.99
	Control	Reference			
	Incomplete	-16.8	9.6	-35.7, 2.1	
DIM					0.03
	2	Reference			
	3	-2.2	5.9	-13.8, 9.4	
	4	-15.7	5.7	-27.0, -4.4	
	5	-10.9	5.8	-22.2, 0.42	
	6	-8.0	5.6	-19.0, 3.1	
	7	-10.4	5.5	-21.2, 0.4	
	8	-8.4	5.8	-20.0, 3.0	
	9	-18.3	5.7	-29.6, -7.1	
	10	-10.6	5.5	-21.4, 0.2	
	11	-13.8	5.5	-24.6, -3.0	
	12	-13.0	5.6	-24.1, -1.9	
	13	-10.2	5.5	-21.1, 0.6	
	14	-18.6	5.5	-29.5, -7.8	
Treatment × DIM					0.55
	Incomplete × 3	2.9	7.7	-12.3, 18.1	
	Incomplete × 4	10.5	7.6	-4.4, 25.5	
	Incomplete × 5	8.5	7.5	-6.3, 23.3	
	Incomplete × 6	9.4	7.5	-5.4, 24.2	
	Incomplete × 7	6.1	7.3	-8.3, 20.5	
	Incomplete × 8	2.1	7.5	-12.7, 16.9	
	Incomplete × 9	18.3	7.6	3.4, 33.3	
	Incomplete × 10	5.6	7.4	-9.0, 20.2	
	Incomplete × 11	12.3	7.4	-2.2, 26.8	
	Incomplete × 12	11.0	7.4	-3.5, 25.6	
	Incomplete × 13	4.7	7.4	-9.9, 19.4	
	Incomplete × 14	10.5	7.4	-4.0, 25.0	
Parity					0.28
	2	Reference			
	≥3	-14.9	8.5	-31.6, 1.7	
Treatment × parity					0.10
	Incomplete × ≥3	18.1	11.0	-3.6, 39.7	
Farm					0.50
	2	Reference			
	1	-3.6	5.3	-14.1, 6.9	
Cow-level variance	-	166.55	-	-	-

^aJoint P-value obtained using an F test.

β , coefficient; CI, confidence interval; DIM, days in milk.

feeding at the feed bunk to meet those needs (10, 19). Tucker et al. (6) compared lying time from cows milked once ($n = 20$) and twice a day ($n = 40$) from 52 to 55 DIM and found that cows milked once daily had a tendency to spend more time lying down (9.8 h/day) than cows milked twice daily (8.3 h/day) in a 24 h

REFERENCES

1. Carboneau E, de Passillé AM, Rushen J, Talbot BG, Lacasse P. The effect of incomplete milking or nursing on milk production, blood metabolites, and immune functions of dairy cows. *J Dairy Sci* (2012) 95(11):6503–12. doi:10.3168/jds.2012-5643
2. Wechsler B. Coping and coping strategies: a behavioural view. *Appl Anim Behav Sci* (1995) 43(2):123–34. doi:10.1016/0168-1591(95)00557-9

basis. No differences in resting behavior were found in the 4 h before morning milking in that study.

In future research, recording resting and feeding behaviors altogether will possibly help understanding the effect of the milking protocol on the complete activity patterns of dairy cows. Furthermore, resting behaviors during the 4 h prior to milking could be specifically investigated, since milk accumulation is maximal during that period (20). In the current study, it could not be investigated because the exact time a cow was milked (or time at which she left the pen) was not recorded. Finally, it would also be valuable, in future research, to capture information regarding time spent standing in the stall and social behaviors (21).

There was no significant effect of treatment on lying time. However, the effect of treatment on frequency of lying bouts and on mean lying bout duration varied by parity level. Whether the differences observed resulted from a biologic process (pain or discomfort due to the incomplete milking) or from random error will have to be determined by future research.

ETHICS STATEMENT

The study protocol was accepted by the Animal Ethics Committee of the Université de Montréal (rech-1701).

AUTHOR CONTRIBUTIONS

CK: conception or design of the work, data collection, data analysis and interpretation, drafting the article, final approval of the version to be published. TD: data analysis and interpretation, critical revision of the article, final approval of the version to be published. J-PR, JD, and SD: conception or design of the work, data analysis and interpretation, critical revision of the article, final approval of the version to be published.

ACKNOWLEDGMENTS

The authors acknowledge the financial support from Novalait, Fonds de recherche du Québec—Nature et technologies (FRQNT; project #2014-LS-176972), and by the Natural Sciences and Engineering Research Council of Canada Discovery Grant program of one of the authors (SD; project #435637-2013). The first author (CK) was supported by a Natural Sciences and Engineering Research Council of Canada—Collaborative Research and Training Experience in milk quality scholarship. The authors also gratefully acknowledge the participating farmers, as well as Pierre-Alexandre Morin, Roxanne Mandeville, and Jean-Philippe Pelletier for their technical support.

3. Österman S, Redbo I. Effects of milking frequency on lying down and getting up behaviour in dairy cows. *Appl Anim Behav Sci* (2001) 70(3):167–76. doi:10.1016/S0168-1591(00)00159-3
4. O'Driscoll K, Gleeson D, O'Brien B, Boyle L. Effect of milking frequency and nutritional level on hoof health, locomotion score and lying behaviour of dairy cows. *Livest Sci* (2010) 127(2):248–56. doi:10.1016/j.livsci.2009.10.006
5. O'Driscoll K, Gleeson D, O'Brien B, Boyle L. Does omission of a regular milking event affect cow comfort? *Livest Sci* (2011) 138(1):132–43. doi:10.1016/j.livsci.2010.12.013

6. Tucker C, Dalley D, Burke J-L, Clark D. Milking cows once daily influences behavior and udder firmness at peak and mid lactation. *J Dairy Sci* (2007) 90(4):1692–703. doi:10.3168/jds.2006-577
7. Zobel G, Leslie K, Weary D, von Keyserlingk M. Gradual cessation of milking reduces milk leakage and motivation to be milked in dairy cows at dry-off. *J Dairy Sci* (2013) 96(8):5064–71. doi:10.3168/jds.2012-6501
8. Ledgerwood D, Winckler C, Tucker C. Evaluation of data loggers, sampling intervals, and editing techniques for measuring the lying behavior of dairy cattle. *J Dairy Sci* (2010) 93(11):5129–39. doi:10.3168/jds.2009-2945
9. UBC. *SOP – HOBO Data Loggers*. Vancouver, BC, Canada: University British Columbia (2013). p. 1–23.
10. DeVries T, Deming J, Rodenburg J, Seguin G, Leslie K, Barkema H. Association of standing and lying behavior patterns and incidence of intramammary infection in dairy cows milked with an automatic milking system. *J Dairy Sci* (2011) 94(8):3845–55. doi:10.3168/jds.2010-4032
11. Westin R, Vaughan A, de Passillé A, DeVries T, Pajor E, Pellerin D, et al. Lying times of lactating cows on dairy farms with automatic milking systems and the relation to lameness, leg lesions, and body condition score. *J Dairy Sci* (2016) 99(1):551–61. doi:10.3168/jds.2015-9737
12. Tucker CB, Cox NR, Weary DM, Špinka M. Laterality of lying behaviour in dairy cattle. *Appl Anim Behav Sci* (2009) 120(3):125–31. doi:10.1016/j.applanim.2009.05.010
13. Gomez A, Cook N. Time budgets of lactating dairy cattle in commercial freestall herds. *J Dairy Sci* (2010) 93(12):5772–81. doi:10.3168/jds.2010-3436
14. Calderon D, Cook N. The effect of lameness on the resting behavior and metabolic status of dairy cattle during the transition period in a freestall-housed dairy herd. *J Dairy Sci* (2011) 94(6):2883–94. doi:10.3168/jds.2010-3855
15. Siivonen J, Taponen S, Hovinen M, Pastell M, Lensink B, Pyörälä S, et al. Impact of acute clinical mastitis on cow behaviour. *Appl Anim Behav Sci* (2011) 132(3):101–6. doi:10.1016/j.applanim.2011.04.005
16. Deming J, Bergeron R, Leslie K, DeVries T. Associations of housing, management, milking activity, and standing and lying behavior of dairy cows milked in automatic systems. *J Dairy Sci* (2013) 96(1):344–51. doi:10.3168/jds.2012-5985
17. Fregonesi JA, Leaver JD. Behaviour, performance and health indicators of welfare for dairy cows housed in strawyard or cubicle systems. *Livest Prod Sci* (2001) 68(2):205–16. doi:10.1016/S0301-6226(00)00234-7
18. Løvendahl P, Munksgaard L, editors. Are time-budgets of dairy cows affected by genetic improvement of milk yield? *Annual Meeting of the European Association for Animal Production, EAAP*. Uppsala (2005).
19. Bewley JM, Boyce RE, Hockin J, Munksgaard L, Eicher SD, Einstein ME, et al. Influence of milk yield, stage of lactation, and body condition on dairy cattle lying behaviour measured using an automated activity monitoring sensor. *J Dairy Res* (2010) 77(01):1–6. doi:10.1017/S0022029909990227
20. Davis SR, Farr VC, Copeman PJ, Carruthers VR, Knight CH, Stelwagen K. Partitioning of milk accumulation between cisternal and alveolar compartments of the bovine udder: relationship to production loss during once daily milking. *J Dairy Res* (1998) 65(01):1–8. doi:10.1017/S0022029997002562
21. Cook N, Marin M, Mentink R, Bennett T, Schaefer M. Comfort zone-design free stalls: do they influence the stall use behavior of lame cows? *J Dairy Sci* (2008) 91(12):4673–8. doi:10.3168/jds.2007-0910

Conflict of Interest Statement: The authors declare that the research was conducted in the absence of any commercial or financial relationships that could be construed as a potential conflict of interest.

Copyright © 2017 Krug, DeVries, Roy, Dubuc and Dufour. This is an open-access article distributed under the terms of the Creative Commons Attribution License (CC BY). The use, distribution or reproduction in other forums is permitted, provided the original author(s) or licensor are credited and that the original publication in this journal is cited, in accordance with accepted academic practice. No use, distribution or reproduction is permitted which does not comply with these terms.