



CrossMark
click for updates

Cite this: *Chem. Sci.*, 2017, 8, 3002

Received 30th November 2016

Accepted 22nd January 2017

DOI: 10.1039/c6sc05246k

rsc.li/chemical-science

Rhodium(i)-catalyzed stereoselective [4+2] cycloaddition of oxetanols with alkynes through C(sp³)-C(sp³) bond cleavage†

Rui Guo,^{‡ab} Xinxin Zheng,^{‡c} Dayong Zhang^{*c} and Guozhu Zhang^{*ab}

An efficient and convenient synthesis of highly functionalized dihydropyrans has been achieved through rhodium(i)-catalysed tandem C(sp³)-C(sp³) bond cleavage and annulation of oxetanols with alkynes. An enantioselective version was enabled using a Binaphine ligand. Excellent site-selectivity and remarkable enantioselectivity are obtained for 2-substituted oxetanols.

Introduction

Dihydropyran and its derivatives are ubiquitous molecular skeletons, which are widely observed in natural products¹ (Fig. 1), and are advanced intermediates that can lead to substances of biological or medicinal importance.² Thus, new methods which enable convenient access to this type of motif in a step-economic, flexible and stereoselective fashion are highly demanded.

The selective cleavage and functionalization of carbon-carbon single bonds by transition-metal catalysts has undergone significant progress in recent years, allowing ready access to a variety of synthetically useful molecular scaffolds.³ Among those, cyclobutanols are frequently employed as privileged building blocks for the construction of complex cyclic molecules.⁴ In 2012, Murakami and co-workers reported seminal work on rhodium-catalyzed tandem C-C single bond cleavage/formal cycloaddition of

benzocyclobutanols with alkynes [eqn (1)].^{4b} Since then, vinyl ketones,⁵ carbene precursors,⁶ and allenes⁷ have been proven to be suitable cycloaddition counterparts, demonstrating the broad applicability of this protocol [eqn (2)-(4)]. However, to the best of our knowledge, under rhodium catalyzed cycloaddition with unsaturated 2- π systems, ring opening of cyclobutanols exclusively occurred on the C(sp²)-C(sp³) bond adjacent to the hydroxyl group, with subsequent addition of the ipso carbon [*i.e.* (sp²)C] to the 2- π units.

Previous work: Rh catalysed C-C bond cleavage of 4-membered *tert*-alcohols

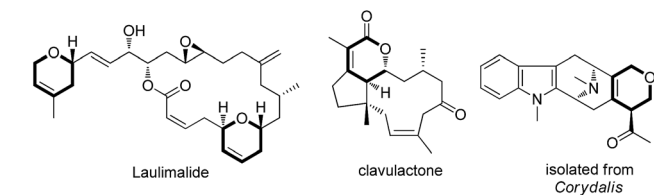
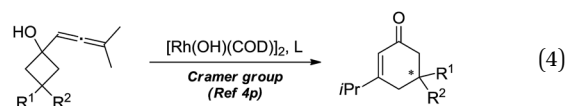
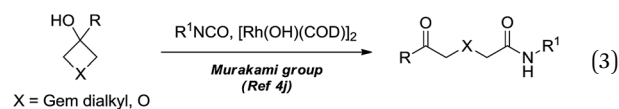
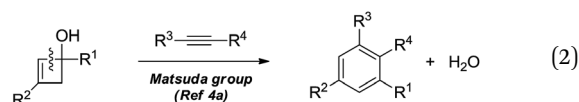
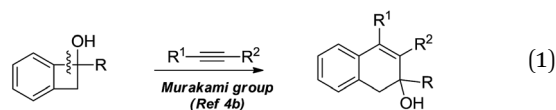


Fig. 1 Representative natural products.

^aState Key Laboratory of Organometallic Chemistry, Shanghai Institute of Organic Chemistry, Chinese Academy of Sciences, 345 Lingling Road, Shanghai 200032, P. R. China. E-mail: guozhuzhang@sioc.ac.cn

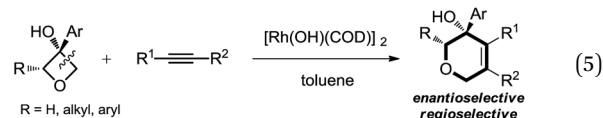
^bUniversity of Chinese Academy of Sciences, Beijing, 100049, China

^cInstitute of Pharmaceutical Science, China Pharmaceutical University, Nanjing, P. R. China. E-mail: cpuzdy@163.com

† Electronic supplementary information (ESI) available. CCDC 1512439 and 1512440. For ESI and crystallographic data in CIF or other electronic format see DOI: 10.1039/c6sc05246k

‡ These authors contributed equally.

This work: C(sp³)-C(sp³) cleavage and cycloaddition



Therefore, the means to alter the hybridized nature of the additional carbon would offer a unique opportunity for chemists and would add to the fast expanding synthetic tool box, allowing the facile assembly of important molecular skeletons which are not easy to construct by conventional methods. Encouraged by the considerable medicinal utility and unique molecular skeleton of oxetane and its derivatives,⁸ we envisioned that they set a good stage for exploring new reactions. Herein, we report the highly efficient rhodium(i)-catalyzed cycloaddition of oxetanols with alkynes, *via* a tandem C(sp³)-C(sp³) bond cleavage and subsequent cross addition over a 2- π unit for the first time, leading to complex dihydropyran ring systems. Binaphine proves to be a viable chiral phosphine ligand to promote the enantioselective version of this transformation. Furthermore, for 2-substituted oxetanols, it was found that the ring opening selectively took place on the nonsubstituted side, with the subsequent ring closing proceeding in a highly diastereoselective manner [eqn (5)].

Results and discussion

We initiated our studies by exploring the reaction of 3-phenyl-oxetan-3-ol, which was readily prepared from oxetan-3-one and 1,2-diphenylethyne (Table 1). After numerous trials, [Rh(OH)(COD)]₂ proved to be the most effective catalyst, and the [4+2] cyclized product **2a** was obtained in excellent yield (Table 1, entry 1). Emphasis was then put on the use of commercial chiral ligands for asymmetric carbon-carbon bond formation. BINAP and Segphos were not effective (Table 1, entry 2 and 3), with moderate yields and negligible enantiomer ratios being obtained.

Table 1 Optimization of the reaction conditions

Entry	Ligand	Base	Temperature	Time	Yield ^a [%]	er ^b
1	—	—	110 °C	6 h	96	—
2	L1	—	110 °C	6 h	75	55 : 45
3	L2	—	110 °C	6 h	50	54 : 46
4	L3	—	110 °C	6 h	45	37 : 63
5	L4	—	110 °C	6 h	95	91 : 9
6 ^c	L5	K ₂ CO ₃	110 °C	6 h	90	90.5 : 8.5
7 ^c	L5	K ₂ CO ₃	70 °C	12 h	86	94 : 6
8 ^c	L5	K ₂ CO ₃	50 °C	24 h	85	94 : 6
9 ^c	L5	K ₂ CO ₃	30 °C	72 h	70	96.5 : 3.5
10	L5	—	30 °C	72 h	—	—

(R)-BINAP
L1

(R)-SEGPHOS
L2

(R)-JOSIPHOS
L3

(R,R)-IP-DUPHOS
L4

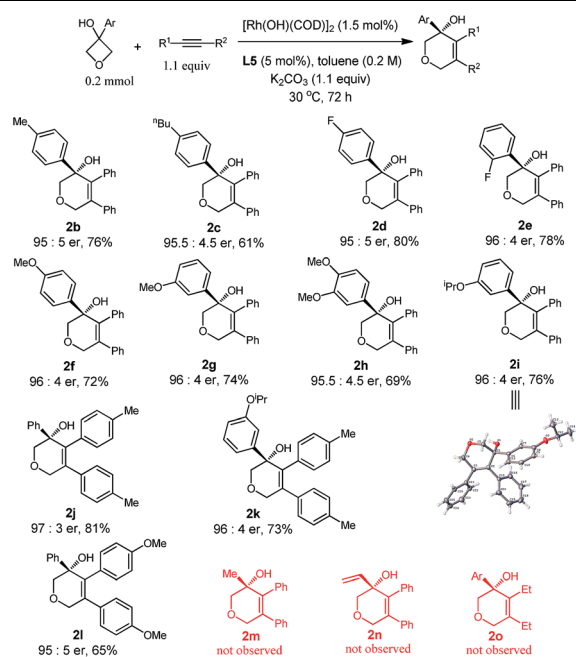
(S)-BINAPHINE
L5

^a Isolated yields. ^b The er was determined by chiral HPLC analysis. The absolute configuration of the products was assigned by single crystal X-ray analysis of **2l**. ^c 1.1 equiv. of K₂CO₃ was used.

The reaction using Josiphos proceeded in good yield, albeit with only moderate enantioselectivity (Table 1, entry 4). To our delight, a much improved enantioselectivity of 82 : 18 er was obtained for **2a** by using ¹Pr-Duphos as the ligand (Table 1, entry 5). Further ligand examination identified Binaphine as the most effective ligand among those tested, which gave **2a** in 91 : 9 er. Interestingly, analogous to Cramer's observations,^{4f} the addition of 1.1 equiv. of K₂CO₃ significantly improved the reaction kinetics. Shortened reaction times and comparable product yields were achieved, suggesting base-facilitated ring opening and alkyne insertion. The er was further improved while lowering the temperature. Eventually, a 70% yield with 96.5 : 3.5 er of **2a** was obtained when the reaction was conducted at 30 °C, however, a prolonged reaction time (72 hours) was required for full conversion of the starting material.

With the optimized conditions in hand, we demonstrated the general applicability of our method with a range of oxetanols and alkynes (Table 2). We first evaluated the reactions of different oxetanols with diphenylethyne. Various arylated oxetanols bearing *ortho*-, *para*- and *meta*-substituted phenyl groups reacted smoothly to give the desired products in moderate to good yields with high enantioselectivities (er > 95 : 5). The substituted groups could be alkyl, methoxy, or fluoro groups. It needs to be pointed out that alkyl and alkenyl oxetanols did not undergo cycloaddition with alkynes under the current reaction conditions. The variations of diaryl alkynes were then briefly investigated and, to our delight, it was observed that alkynes with electron-donating methyl and methoxy groups at the *para* position can serve as suitable substrates and the corresponding dihydropyrans were isolated in moderate yields with high enantiomeric ratios.

Table 2 Scope studies: enantioselective cycloadditions^{a,b}



^a Reaction conditions: oxetanol (0.2 mmol), alkyne (1.1 equiv.), [Rh(OH)(COD)]₂ (1.5 mol%), **L5** (5.0 mol%), K₂CO₃ (1.1 equiv.), toluene (0.2 M), 30 °C, 72 h. ^b Isolated yield.



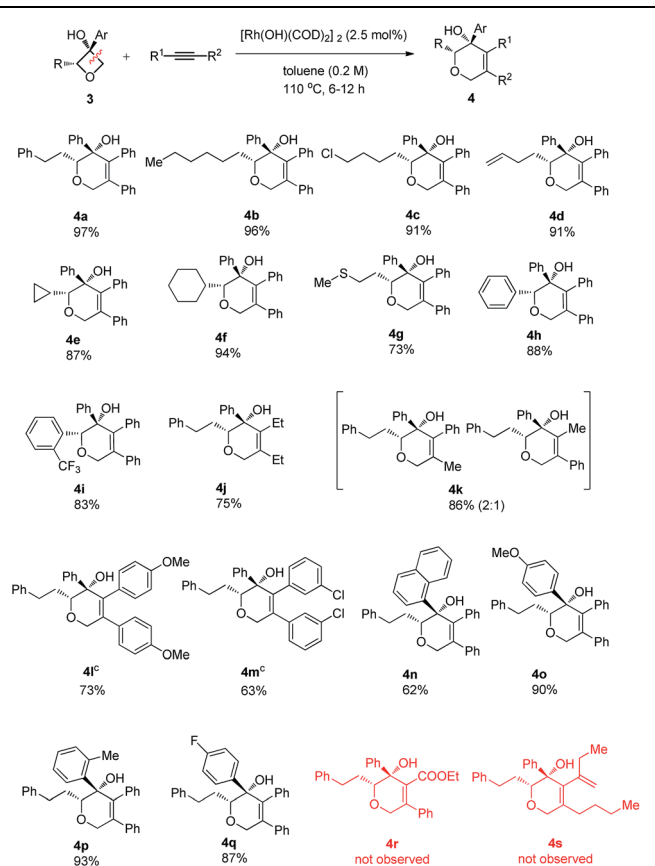
The attempts to further expand the substrate scope by changing the aryl substitution of cyclobutanols to alkyl or alkenyl groups were not successful (**2m** and **2n**), suggesting that the aryl group might provide extra coordination to facilitate the β -carbon elimination.^{4b,p} The reaction of **1a** with 3-hexyne did proceed to give the racemic product **2o**, however, no cyclization took place in the presence of the chiral ligand, probably due to the incompatibility of the ligand and the substrate.⁹

To address the question of regioselectivity in the ring opening of 2-substituted oxetanols, we synthesized a series of 2-substituted oxetanones from propargyl alcohols using Zhang's gold catalyzed procedure¹⁰ and treated them with the corresponding Grignard reagents or aryl lithium reagents. Gratifyingly, single diastereomers were obtained in high yields in all of the reactions of 2-substituted oxetanols with alkynes (Table 3). The above experimental result suggests that preferential cleavage of the C–C single bond between the hydroxyl carbon atom and the unsubstituted carbon atom of oxetanone takes place to afford the heterocyclic product. The scope of the site-selective insertion reaction is shown in Table 3. Various 2-alkylated phenyloxetan-3-ols bearing different linear alkyl, phenyl ethyl, and cyclic hexyl groups are cyclized readily with

1,2-diphenylethyne, giving the corresponding tetrahydropyrans in good yields as a single diastereomer (**4a**, **4b** and **4f**).

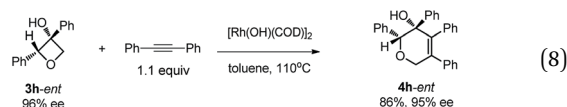
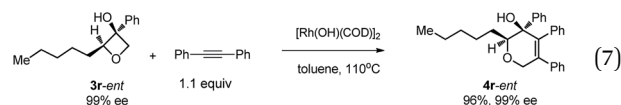
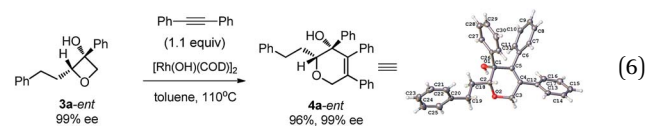
Notably, a cyclopropyl group which is sensitive to rhodium(i)-catalyzed reactions could also survive under the current conditions (**4e**). The relative configuration of the complex product was established by single crystal X-ray analysis of the product **4a-ent**. Furthermore, terminal chloro, C–C double bond and methylthio groups remained intact under the optimized conditions (**4c**, **4d** and **4g**). Phenyl phenyloxetan-3-ol was also successfully engaged in the insertion reaction (**4h**). The site selective ring cyclization was observed even when a sterically demanding *ortho*-trifluoromethyl group was present (**4i**). Variations of the alkynes were also briefly investigated. The nature of the aryl substitution (electron-donating or -withdrawing) does not seem to affect the reaction (**4l** and **4m**). Hex-3-yne was a good substrate for this reaction as well (**4j**). The reaction of an unsymmetric alkyne bearing methyl and phenyl substitution groups (**3k**) gave two inseparable regioisomers at a ratio of 2 : 1; this result indicates that the electronic and steric properties of the alkyne substitution groups have less effect on the site-selectivity compared to that in the Rh(i)-catalyzed cycloaddition of benzocyclobutanol with the same alkyne.^{4b,11} The aryl group at the 3 position of oxetanone could be functionalized, and naphthalene, *para*-methoxy phenyl, *para*-fluoro phenyl and *ortho*-methyl phenyl groups were all well tolerated (**4n**, **4o**, **4p** and **4q**). A further substrate scope study showed that no desired cyclized product was observed from the reaction of ethyl 3-phenylpropiolate and 1,3-enyne (**4r** and **4s**), and these results further suggest that the alkyl-rhodium species is more sensitive to electronic properties and steric hindrance than (sp^2) C–rhodium species.⁹

Table 3 Scope studies: cycloaddition of 2-substituted oxetanols^{a,b}



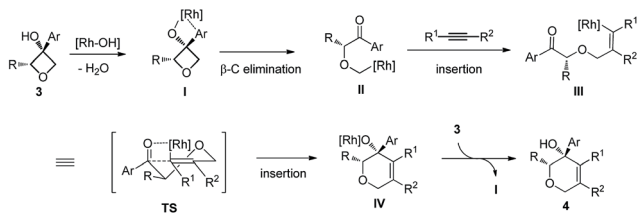
^a Reaction conditions: 2-substituted oxetanone (0.2 mmol), alkyne (1.1 equiv.), [Rh(OH)(COD)]₂ (2.5 mol%), toluene (0.2 M), 110 °C, 6 h.

^b Isolated yield. ^c Reaction took 12 hours at 110 °C.

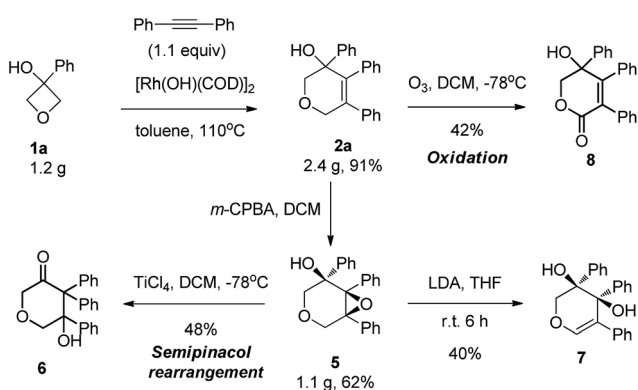


Excellent retention of enantiomeric purity was observed when enantiomerically pure 2-substituted oxetanols were used. Despite the potential epimerization challenges,^{7,12} the cycloaddition worked effectively to afford enantio-enriched cycloadducts in high yields [eqn (6)–(8)]. Both 2-alkyl substrates (**3a-ent** and **3r-ent**) and a 2-aryl substrate (**3h-ent**) afforded regioselective cycloadducts in high yields with excellent enantioselectivity.





Scheme 1 Proposed reaction mechanism.



Scheme 2 Synthetic utilities of dihydropyrans.

Based on previous studies and our own observations, a tentative mechanism is proposed (Scheme 1). First, simultaneous coordination of the Rh(I) center to both the hydroxy group and the arene moiety should be favored.^{4b,p} Site-selective ring opening through β -carbon elimination should lead to **II**. Next, a *cis*-migratory insertion of C(sp³)-Rh(I) across the alkyne occurs to give **III**.^{4a,b} The last ring closing takes place in a highly stereoselective manner. A four-center interaction of the carbonyl moiety with the carbon-rhodium bond might be involved in the transition state.¹³

This reaction could be carried out at gram scale with the same high efficiency (Scheme 2). This series of highly functionalized dihydropyran products are synthetically versatile building blocks. For example, epoxidation of the alkene using *m*-CPBA produced the corresponding epoxide **5** in 62% yield with perfect diastereoselectivity (>20 : 1 dr) at gram scale. Treatment of the epoxide with a Lewis acid produced the ketone **6** in 78% yield through a semipinacol rearrangement. In contrast, treatment with strong base induced epoxide ring opening, giving rise to allylic alcohol **7**. Our attempt to cleave the double bond by ozonolysis failed to provide the ring opening product, with lactone **8** being isolated instead, and so represented another type of important molecular scaffold which would be difficult to access using other methods.¹⁴

Conclusions

In summary, an efficient method has been developed to prepare highly functionalized dihydropyrans through ring opening of arylated oxetanols and cyclization with alkynes by Rh(I) catalysis. A high degree of enantioselective control was realized when using the chiral ligand Binaphine.¹⁵ Excellent site-selectivity

and diastereoselectivity were observed in the cases of 2-substituted oxetanols. A high degree of retention of enantiomeric purity in the products was achieved in the reactions using optically pure oxetanols. The synthetic potential of the products was demonstrated in a gram scale operation and 4 facile derivatization reactions.

Acknowledgements

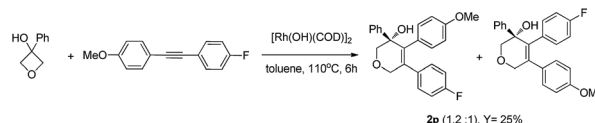
We are grateful to NSFC-21421091, 30973607, 81172934, XDB20000000, the “Thousand Plan” Youth program, State Key Laboratory of Organometallic Chemistry, Shanghai Institute of Organic Chemistry, Chinese Academy of Sciences. We would also like to thank Prof. Jiangchun Zhong of China Agricultural University for providing chiral propargyl alcohols as the starting materials, which was supported by the National Key Technology Research and Development Program (2015BAK45B01).

Notes and references

- (a) Y. Yang, F. Yang, C. Miao, K. Liu, Q. Li, S. Qin, L. Zhao and Z. Ding, *Phytochem. Lett.*, 2015, **11**, 249; (b) K. Krohn, J. Dai, U. Florke, H. J. Aust, S. Drager and B. Schulz, *J. Nat. Prod.*, 2005, **68**, 400; (c) E. Quinoa, Y. Kakou and P. Crews, *J. Org. Chem.*, 1988, **53**, 3642; (d) D. G. Corley, R. Herb, R. E. Moore, P. J. Scheuer and V. J. Paul, *J. Org. Chem.*, 1988, **53**, 3644; (e) M. Ishibashi, R. E. Moore, G. M. L. Patterson, C. Xu and J. Clardy, *J. Org. Chem.*, 1986, **51**, 5300.
- (a) J. Timonen, K. Vuolteenaho, T. Leppänen, R. Nieminen, E. Moilanen, P. Aulaskari and J. Jänis, *J. Heterocycl. Chem.*, 2015, **52**, 1286; (b) I. Brito, T. Dias, A. R. Diaz-Marrero, J. Darias and M. Cueto, *Tetrahedron*, 2006, **62**, 9655; (c) F. Nagashima, Y. Murakami and Y. Asakawa, *Chem. Pharm. Bull.*, 1999, **47**, 139; (d) A. H. Lewin, S. L. Black, M. E. Bos, R. R. Goehring, X. Nair, G. Whiting, P. Bouquin, G. Tetrault and F. I. Carroll, *Pharm. Res.*, 1995, **12**, 983; (e) J. Herscovici, C. Uriel, J. Welt and K. Antonakis, *Bioorg. Med. Chem. Lett.*, 1994, **4**, 421; (f) J. Li, Z. Zhang, Z. Xia, C. Ni and Y. Wu, *Acta Chim. Sin.*, 1987, **45**, 558; (g) Z. Xia, Z. Zhang and J. Huang, *Jiegou Huaxue*, 1986, **5**, 263.
- For selected reviews on C–C bond activation, see: (a) L. Soullart and N. Cramer, *Chem. Rev.*, 2015, **115**, 9410; (b) I. Marek, A. Masarwa, P.-O. Delaye and M. Leibel, *Angew. Chem., Int. Ed.*, 2015, **54**, 414; (c) F. Chen, T. Wang and N. Jiao, *Chem. Rev.*, 2014, **114**, 8613; (d) A. Dermenci, J. W. Coe and G. Dong, *Org. Chem. Front.*, 2014, **1**, 567; (e) K. Ruhland, *Eur. J. Org. Chem.*, 2012, 2683; (f) C. Aïssa, *Synthesis*, 2011, **21**, 3389; (g) M. Murakami and T. Matsuda, *Chem. Commun.*, 2011, **47**, 1100; (h) T. Seiser and N. Cramer, *Org. Biomol. Chem.*, 2009, **7**, 2835; (i) H. Yorimitsu and K. Oshima, *Bull. Chem. Soc. Jpn.*, 2009, **82**, 778; (j) Y. J. Park, J.-W. Park and C.-H. Junn, *Acc. Chem. Res.*, 2008, **41**, 222; (k) M. Murakami, M. Makino, S. Ashida and T. Matsuda, *Bull. Chem. Soc. Jpn.*, 2006, **79**, 1315; (l) J. A. Tunge and E. C. Burger, *Eur. J. Org. Chem.*, 2005, 1715; (m) C.-H. Jun, *Chem. Soc. Rev.*, 2004, **33**, 610; (n)



- C. Perthuisot, B. L. Edelbach, D. L. Zubris, N. Simhai, C. N. Iverson, C. Muller, T. Satoh and W. D. Jones, *J. Mol. Catal. A: Chem.*, 2002, **189**, 157; (o) M. Murakami and Y. Ito, *Top. Organomet. Chem.*, 1999, **3**, 97; (p) J. L. Beauchamps, *Chem. Rev.*, 1990, **90**, 629; (q) G. Dong, *Topics in Current Chemistry* 346, Springer-Verlag, Berlin Heidelberg, 2014.
- 4 (a) T. Matsuda and N. Miura, *Org. Biomol. Chem.*, 2013, **11**, 3424; (b) N. Ishida, S. Sawano, Y. Masuda and M. Murakami, *J. Am. Chem. Soc.*, 2012, **134**, 17502. For related works, see: (c) J. Yu, H. Yan and C. Zhu, *Angew. Chem., Int. Ed.*, 2016, **55**, 1143; (d) R. Ren, Z. Wu, Y. Xu and C. Zhu, *Angew. Chem., Int. Ed.*, 2016, **55**, 2866; (e) R. Ren, H. Zhao, L. Huan and C. Zhu, *Angew. Chem., Int. Ed.*, 2015, **54**, 12692; (f) Q. Tian, B. Chen and G. Zhang, *Green Chem.*, 2016, **18**, 6236; (g) H. Zhao, X. Fan, J. Yu and C. Zhu, *J. Am. Chem. Soc.*, 2015, **137**, 3490; (h) N. Ishida, D. Nečas, Y. Masuda and M. Murakami, *Angew. Chem., Int. Ed.*, 2015, **54**, 7418; (i) L. Souillart and N. Cramer, *Chem. Sci.*, 2014, **5**, 837; (j) N. Ishida, Y. Nakanishi and M. Murakami, *Angew. Chem., Int. Ed.*, 2013, **52**, 11875; (k) N. Ishida, Y. Shimamoto, T. Yano and M. Murakami, *J. Am. Chem. Soc.*, 2013, **135**, 19103; (l) T. Seiser and N. Cramer, *J. Am. Chem. Soc.*, 2010, **132**, 5340; (m) M. Shigeno, T. Yamamoto and M. Murakami, *Chem.-Eur. J.*, 2009, **15**, 12929; (n) T. Seiser, O. A. Roth and N. Cramer, *Angew. Chem., Int. Ed.*, 2009, **48**, 6320; (o) T. Seiser and N. Cramer, *Angew. Chem., Int. Ed.*, 2008, **47**, 5340; (p) T. Seiser and N. Cramer, *Angew. Chem., Int. Ed.*, 2008, **47**, 9294; (q) T. Matsuda, M. Makino and M. Murakami, *Org. Lett.*, 2004, **6**, 1257; (r) T. Nishimura, K. Ohe and S. Uemura, *J. Am. Chem. Soc.*, 1999, **121**, 2645.
- 5 N. Ishida, N. Ishikawa, S. Sawano, Y. Masuda and M. Murakami, *Chem. Commun.*, 2015, **51**, 1882.
- 6 (a) Y. Xia, Z. Liu, Z. Liu, R. Ge, F. Ye, M. Hossain, Y. Zhang and J. Wang, *J. Am. Chem. Soc.*, 2014, **136**, 3013; (b) A. Yada, S. Fujita and M. Murakami, *J. Am. Chem. Soc.*, 2014, **136**, 7217.
- 7 C. Zhao, L. C. Liu, J. Wang, C. Jiang, Q. W. Zhang and W. He, *Org. Lett.*, 2016, **18**, 328.
- 8 For selected reviews, see: (a) E. M. Carreira and T. C. Fessard, *Chem. Rev.*, 2014, **114**, 8257; (b) J. A. Burkhard, G. Wuitschik, M. RogersEvans, K. Müller and E. M. Carreira, *Angew. Chem., Int. Ed.*, 2010, **49**, 9052. For selected recent examples, see: (c) W. Yang, Z. Wang and J. Sun, *Angew. Chem., Int. Ed.*, 2016, **55**, 6954; (d) W. Yang and J. Sun, *Angew. Chem., Int. Ed.*, 2016, **55**, 1868; (e) J. Rintjema, W. Guo, E. Martin, E. C. Escudero-Adan and A. W. Kleij, *Chem.-Eur. J.*, 2015, **21**, 10754; (f) Z. Wang, Z. Chen and J. Sun, *Angew. Chem., Int. Ed.*, 2013, **52**, 6685; (g) Z. Chen, Z. Wang and J. Sun, *Angew. Chem., Int. Ed.*, 2013, **52**, 2027; (h) A. Thakur, M. E. Facer and J. Louie, *Angew. Chem., Int. Ed.*, 2013, **52**, 12161; (i) C. J. Whiteoak, N. Kielland, V. Laserna, E. C. Escudero-Adan, E. Martin and A. W. Kleij, *J. Am. Chem. Soc.*, 2013, **135**, 1228; (j) S. A. Ruider, S. Müller and E. M. Carreira, *Angew. Chem., Int. Ed.*, 2013, **52**, 11908; (k) K. Y. T. Ho and C. Aïssa, *Chem.-Eur. J.*, 2012, **18**, 3486; (l) B. Guo, G. Schwarzwalder and J. T. Njardarson, *Angew. Chem., Int. Ed.*, 2012, **51**, 5675; (m) C. Gronnier, S. Kramer, Y. Odabachian and F. Gagosz, *J. Am. Chem. Soc.*, 2012, **134**, 828; (n) W. Zhao, Z. Wang and J. Sun, *Angew. Chem., Int. Ed.*, 2012, **51**, 6209; (o) J. A. Burkhard, B. H. Tchitchanov and E. M. Carreira, *Angew. Chem., Int. Ed.*, 2011, **50**, 5379; (p) R. Loy and E. Jacobsen, *J. Am. Chem. Soc.*, 2009, **131**, 2786.
- 9 See the ESI† for more detailed experimental data and tentative explanation for the unsuccessful substrates.
- 10 (a) L. Ye, W. He and L. Zhang, *J. Am. Chem. Soc.*, 2010, **132**, 8550; (b) A. S. K. Hashmi, A. Loos, A. Littmann, I. Braun, J. Knight, S. Doherty and F. Rominger, *Adv. Synth. Catal.*, 2009, **351**, 576.
- 11 For the reaction of diaryl alkyne with opposite electronic substitutions, low regioselectivity was observed.



- 12 D. N. Tran and N. Cramer, *Angew. Chem., Int. Ed.*, 2013, **52**, 10630.
- 13 (a) J. Saadi, C. Bentz, K. Redies, D. Lentz, R. Zimmer and H.-U. Reissig, *Beilstein J. Org. Chem.*, 2016, **12**, 1236; (b) D. Solé, F. Mariani, I. Fernández and M. A. Sierra, *J. Org. Chem.*, 2012, **77**, 10272; (c) D. Solé, I. Fernández and M. A. Sierra, *Chem.-Eur. J.*, 2012, **18**, 6950; (d) D. Solé and I. Fernández, *Acc. Chem. Res.*, 2014, **47**, 168; (e) L. G. Quan, M. Lamrani and Y. Yamamoto, *J. Am. Chem. Soc.*, 2000, **122**, 4827.
- 14 (a) Z.-Y. Yang, H.-Z. Liao, K. Sheng, Y.-F. Chen and Z.-J. Yao, *Angew. Chem., Int. Ed.*, 2012, **51**, 6484; (b) H. Oguri, T. Hiruma, Y. Yamagishi, H. Oikawa, A. Ishiyama, K. Otoguro, H. Yamada and S. Omura, *J. Am. Chem. Soc.*, 2011, **133**, 7096; (c) T. Kiyoi, M. Reid, S. Francis, K. Davies, S. Laats, D. McArthur, A.-M. Easson, Y. Kiyoi, G. Tarver, W. Caulfield, K. Gibson, G. Wishart, A. J. Morrison, J. M. Adam and P. Ray, *Tetrahedron Lett.*, 2011, **52**, 3413; (d) C. Aouf, N. Galy, H. Doucet and M. Santelli, *Appl. Organomet. Chem.*, 2010, **24**, 794; (e) K. C. Nicolaou, A. J. Roecker, M. Follmann and R. Baati, *Angew. Chem., Int. Ed.*, 2002, **41**, 2107; (f) G. Appendino, E. Belloro, E. D. Grosso, A. Minassi and E. Bombardelli, *Eur. J. Org. Chem.*, 2002, 277; (g) M. M. Kabat, M. Lange, P. M. Wovkulich and M. R. Uskoković, *Tetrahedron Lett.*, 1992, **33**, 7701; (h) M. M. Abelman, L. E. Overman and V. D. Tran, *J. Am. Chem. Soc.*, 1990, **112**, 6959; (i) T. Tokoroyama, Y. Fukuyama and Y. Kotsuji, *J. Chem. Soc., Perkin Trans. 1*, 1988, 445; (j) J. Platzek and G. Snatzke, *Tetrahedron*, 1987, **43**, 4947; (k) M. Yamato, K. Hashigaki, M. Ikeda, H. Ohtake and K. Tasaka, *Chem. Pharm. Bull.*, 1981, **29**, 402.
- 15 (a) W. Tang, W. Wang, Y. Chi and X. Zhang, *Angew. Chem., Int. Ed.*, 2003, **42**, 3509; (b) W. Zhang, Y. Chi and X. Zhang, *Acc. Chem. Res.*, 2007, **40**, 1278.

