

Vicinal Diamination of Alkenes under Rh-Catalysis

David E. Olson,[†] Justin Y. Su, D. Allen Roberts,[‡] and J. Du Bois*

Department of Chemistry, Stanford University, Stanford, California 94305-5080, United States

S Supporting Information

ABSTRACT: The synthesis of 1,2-diamines has been achieved through a single-step, tandem sequence involving Rh-catalyzed aziridination followed by NaI-promoted rearrangement to an isomeric cyclic sulfamide. Facile ring opening of these products in hot water and pyridine affords differentially protected vicinal diamines. Demonstration of the utility of this method for the syntheses of (\pm)-enduracididine and (\pm)-allo-enduracididine is highlighted.

Structures comprising 1,2-diamino functional groups are recurrent in natural products and synthetic materials and find utility across disparate fields of molecular science that include catalysis, supramolecular chemistry, agrochemical and pharmaceutical research.¹ The prevalence of 1,2-diamine derivatives in high-value targets has inspired considerable effort to devise expedient methods for crafting such compounds from simple precursors.^{1,2} Among the most direct and general approaches for synthesizing 1,2-diamines is the diamination of olefins.^{3,4} The development of such a process, however, is complicated by several factors, including functional group compatibility with redox reaction conditions and product inhibition of catalyst turnover. In considering basic design criteria, an optimal process for 1,2-diamine assembly would enable differentiation of the two amino groups. Herein, we describe a Rh-catalyzed aziridination/rearrangement method for 1,2-diamine synthesis that offers a solution to these challenges (Figure 1).

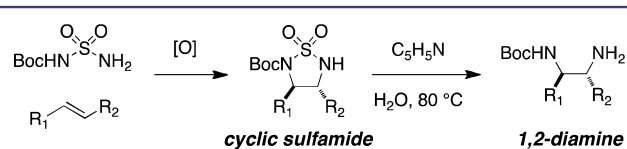


Figure 1. 1,2-Diamine synthesis through a two-step sequence.

Previous developments in our lab have provided methods for the facile aziridination of alkenes using dirhodium-based catalysts and hypervalent iodine oxidants.^{5,6} Following this work and related studies on C–H amination with urea, sulfamide, and hydroxylamine-derived sulfamate esters, we recognized the potential of utilizing a bifunctional nitrogen source that could engage in an initial aziridination reaction followed by a simple isomerization to give a diaza-heterocyclic product (Figure 1).⁷ Ring opening of the heterocycle would then furnish the desired diamine. Reports describing the rearrangement of *N*-acyl aziridines to the corresponding oxazolines serve as useful precedent for this plan.⁸

A series of urea, sulfamate, and sulfamide derivatives were tested in initial exploratory reactions with styrene as a model substrate (Table 1).⁹ Reactions with *N*-sulfonylated urea and

Table 1. Styrene Aziridination Using Bifunctional Nitrogen Sources

Entry	X	R	% Conversion ^a
1	C=O	Tces	40
2	S(O) ₂ O	Mbs	0
3	S(O) ₂ O	Troc	0
4	S(O) ₂ O	Boc	0
5	S(O) ₂	Troc	70 ^b
6	S(O) ₂	Boc	100 (76)
7	S(O) ₂	CO ₂ Me	100 (84)
8	S(O) ₂	CH ₂ Ph	0

^aConversion estimated from integration of the ¹H NMR spectrum of the reaction mixture. Parentheses denote isolated yields. ^bProduct could not be isolated due to its instability on SiO₂. Tces = 2,2,2-trichloroethoxysulfonyl.

hydroxylamine-derived sulfamate reagents showed little promise and resulted primarily in decomposition of both the nitrogen source and styrene (entries 1–4). By contrast, alkene aziridination occurred smoothly using *N*-carbamoyl sulfamides (entries 5–7). Experiments with *N*-benzylsulfamide, however, failed to give any of the desired product (entry 8). In the presence of PhI(OAc)₂, MgO, and 2 mol % Rh₂(esp)₂, reactions with H₂NS(O)₂NHBoc (entry 6) and the corresponding methylcarbamate derivative (entry 7) performed best and gave the desired aziridine products in yields exceeding 75%.¹⁰ Both aziridine derivatives are stable to isolation by silica gel chromatography (the Troc compound, entry 5, is not) and were used in subsequent experiments to optimize the desired rearrangement to the cyclic sulfamide. The Boc-derivative (entry 6) was ultimately selected given the ease of preparation of this reagent and the convenience of the *tert*-butoxycarbonyl as an amine protecting group. As depicted in Figure 2, the successful rearrangement of the aziridine product furnishes the corresponding cyclic sulfamide in high yield. These heterocycles are broadly useful materials that appear in pharmacologic molecules and serve as precursors to *N*-Boc-1,2-diamines.¹¹

Isomerization of aziridine 1 to sulfamide 2 can, in principle, be induced by a Lewis acid catalyst or with an appropriate

Received: June 29, 2014

Published: September 18, 2014

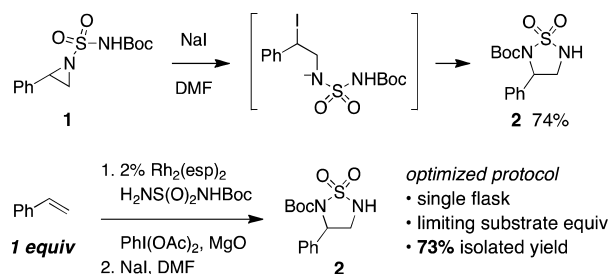


Figure 2. An optimized, one-flask process for cyclic sulfamide preparation.

nucleophilic reagent.⁸ While the former failed to give any of the desired cyclic sulfamide, treatment of aziridine **1** with NaI in DMF proceeded at room temperature and furnished the desired product in 74% yield as a single isomer.¹² The efficiency and selectivity of this process and the preceding aziridination step are sufficiently high that isolation of the intermediate aziridine is superfluous. Accordingly, the optimized protocol for conversion of styrene to **2** is performed in a single flask; once the aziridination reaction is complete, a solution of NaI in DMF is added and the desired isomerization ensues. Under these conditions, the product heterocycle is obtained in 73% yield as a white crystalline solid.

Cyclic sulfamide formation occurs in modest to high yield with a range of mono- and disubstituted alkenes under conditions that employ limiting amounts of substrate (Table 2). Reactions with styrene-type olefins are most efficient and products are furnished as single isomers, consistent with I^- opening of the intermediate aziridine at the benzylic carbon center (entries 1–4). Both acyclic and cyclic aliphatic olefins will engage in this diamination reaction (entries 5–12). In general, product yields from oxidation of terminal alkenes are elevated compared to those obtained when *cis*- or *trans*-disubstituted olefins are employed as substrates. The rearrangement reaction in these cases proceeds regioselectively to give the sulfamide products as single isomers. For alkenes that engage less effectively in the aziridination reaction, increasing the number of equivalents of the substrate can result in marked improvement in reaction performance.¹³ Aziridination of both 1,1-disubstituted and trisubstituted olefins is also effective under these reaction conditions. Surprisingly, however, these products have proven recalcitrant to isomerization under a variety of conditions tested.

Although cyclic sulfamides generally require forcing conditions of heat and strong acid to induce ring opening, *N*-Boc-protected derivatives are considerably more labile. When these materials are heated in an aqueous solution of pyridine, the SO_2 -moiety is excised to give the mono-Boc diamine (Figure 3).^{9c} The product can be isolated following an extractive workup and purified as needed. These conditions have been employed on substrates bearing functional groups that include nitriles, esters, and even pinacolboron. The application of cyclic sulfamides as precursors to 1,2-diamines should enjoy greater use with the availability of this mild method for ring opening.

Syntheses of (\pm)-enduracididine and (\pm)-allo-enduracididine, amino acid components of the naturally occurring macrocyclic polypeptide antibiotic enduracidin,^{15,16} are made possible from allylglycine by employing our alkene diamination reaction (Scheme 1). Treatment of **3** with $MgBr_2 \cdot OEt_2$ promotes selective cleavage of the *N*-Boc sulfamide.¹⁷ Chromatographic separation of the *syn* and *anti* diastereomers

Table 2. Cyclic Sulfamide Formation with Selected Alkenes

Entry ^a	Substrate	Product	Yield ^b
1			84 ^c
2			77 ^c
3			75
4			90
5			45
6			56 ^d
7			55 ^d
8			63 ^e
9			39 ^c
10			18 ^c
11			42 ^{c,f}
12			77 ^{c,f}

^aReactions were performed in *i*-PrOAc with 1 equiv of substrate, 2 mol % $Rh_2(esp)_2$, 1.1 equiv of $BocNHSO_2NH_2$, 1.1 equiv of $PhI(OAc)_2$, and 2.3 equiv of MgO . After the completion of the aziridination reaction, 1.1 equiv of NaI and DMF were added to induce rearrangement. ^bIsolated yields following chromatographic purification. ^cProduct isolated as a single diastereomer. ^d*dr* = 1:1. ^eSee ref 14. ^fReaction performed with 10 equiv of substrate.

is followed by a one-step transformation of **4** to Tces-protected guanidine **6**. Deprotection of this material is achieved in a single operation that involves ester hydrolysis with LiOH and hydrogenolytic Tces-cleavage to furnish (\pm)-enduracididine. (\pm)-Allo-enduracididine can be prepared from sulfamide **5** following an analogous sequence. Overall, the preparation of both natural products requires just four steps from commercially available (\pm)-allylglycine *N*-Boc methyl ester, underscoring the effectiveness of the alkene diamination reaction.

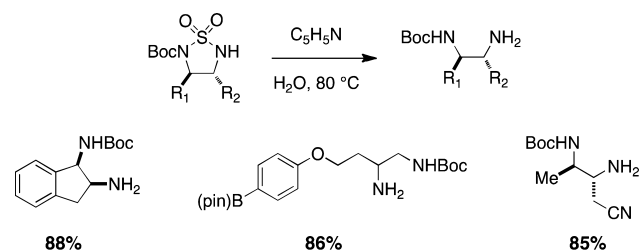
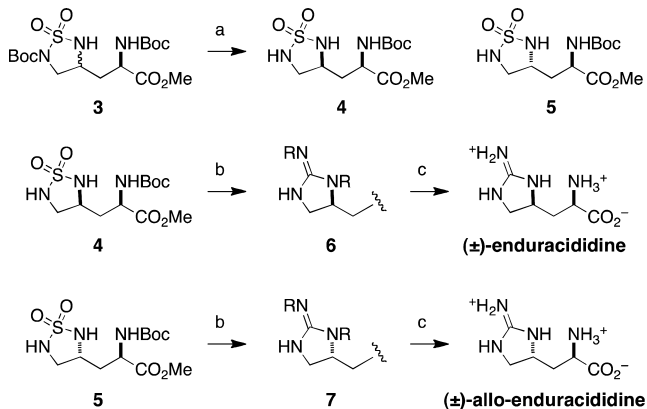


Figure 3. Facile hydrolytic ring opening yields differentially protected 1,2-diamines.

Scheme 1. Synthesis of Enduracididine and Allo-enduracididine^a



^aConditions: (a) $\text{MgBr}_2 \cdot \text{OEt}_2$, CH_3CN , 60 °C, 61% (separable 1:1 mixture of diastereomers); (b) $\text{TcesN}=\text{C}(\text{SMe})\text{Cl}$, Pr_3NEt , DMAP , CH_3CN , -25 °C; then $\text{Cl}_3\text{CCH}_2\text{OH}$, 50 °C, 42%; (c) LiOH (aq), $\text{THF}/\text{H}_2\text{O}$; then $\text{CF}_3\text{CO}_2\text{H}$, cat. Pd/C , H_2 , 44%. $\text{R} = \text{Tces}$.

An efficient and selective process has been delineated for the synthesis of differentially protected 1,2-diamine derivatives through a two-step sequence involving alkene oxidation/isomerization and sulfamide ring opening. This chemistry is easily performed and applicable for use with a range of structurally disparate mono- and disubstituted alkenes. The effectiveness of such technologies for the construction of C–N bonds is displayed in a concise preparation of the guanidinium natural products, (\pm)-enduracididine and (\pm)-allo-enduracididine.

ASSOCIATED CONTENT

Supporting Information

Experimental details and characterization data are available in the supporting online material. This material is available free of charge via the Internet at <http://pubs.acs.org>.

AUTHOR INFORMATION

Corresponding Author

jdubois@stanford.edu

Present Addresses

[†]Dr. David E. Olson, Stanley Center for Psychiatric Research, Broad Institute of MIT and Harvard, Cambridge, Massachusetts 02142.

[‡]Mr. D. Allen Roberts, Institute for Health Metrics and Evaluation, University of Washington, Seattle, Washington 98121.

Notes

The authors declare no competing financial interest.

ACKNOWLEDGMENTS

We thank Arun Thottumkara for helpful discussions. D.E.O. gratefully acknowledges Eli Lilly for a graduate fellowship. This work was supported in part by the National Institute of Health (R01NS045684) and the National Science Foundation under the CCI Center for Selective C–H Functionalization (CHE-1205646).

REFERENCES

- (1) For general reviews on 1,2-diamines, see: (a) Bennani, Y. L.; Hanessian, S. *Chem. Rev.* **1997**, *97*, 3161. (b) Lucet, D.; Le Gall, T.; Mioskowski, C. *Angew. Chem., Int. Ed.* **1998**, *37*, 2580. (c) Viso, A.; de la Pradilla, R. F.; García, A.; Flores, A. *Chem. Rev.* **2005**, *105*, 3167. (d) Bogatcheva, E.; Hanrahan, C.; Nikonenko, B.; Samala, R.; Chen, P.; Gearhart, J.; Barbosa, F.; Einck, L.; Nacy, C. A.; Protopova, M. *J. Med. Chem.* **2006**, *49*, 3045. (e) Kizirian, J.-C. *Chem. Rev.* **2008**, *108*, 140. (f) Kotti, S. R. S.; Timmons, C.; Li, G. *Chem. Biol. Drug Des.* **2006**, *67*, 101. (g) Grygorenko, O. O.; Radchenko, D. S.; Volochnyuk, D. M.; Tomalchev, A. A.; Komarov, I. V. *Chem. Rev.* **2011**, *111*, 5506.
- (2) For selected reports of diamine synthesis, see: (a) Okada, A.; Shibuguchi, T.; Ohshima, T.; Masu, H.; Yamaguchi, K.; Shibasaki, M. *Angew. Chem., Int. Ed.* **2005**, *44*, 4564. (b) Savoia, D. *Top. Organomet. Chem.* **2005**, *15*, 1. (c) Uraguchi, D.; Koshimoto, K.; Ooi, T. *J. Am. Chem. Soc.* **2008**, *130*, 10878. (d) Handa, S.; Gnanadesikan, V.; Matsunaga, S.; Shibasaki, M. *J. Am. Chem. Soc.* **2010**, *132*, 4925. (e) Davis, T. A.; Johnston, J. N. *Chem. Sci.* **2011**, *2*, 1076. (f) Olson, D. E.; Roberts, D. A.; Du Bois, J. *Org. Lett.* **2012**, *14*, 6174. (g) Kano, T.; Sakamoto, R.; Akakura, M.; Maruoka, K. *J. Am. Chem. Soc.* **2012**, *134*, 7516. (h) Liew, S. K.; He, Z.; St. Denis, J. D.; Yudin, A. K. *J. Org. Chem.* **2013**, *78*, 11637. Also, see: (i) Noble, A.; Anderson, J. C. *Chem. Rev.* **2013**, *113*, 2887.
- (3) For recent reviews on alkene diamination, see: (a) de Figueiredo, R. M. *Angew. Chem., Int. Ed.* **2009**, *48*, 1190. (b) Cardona, F.; Goti, A. *Nat. Chem.* **2009**, *1*, 269. (c) Ramirez, T. A.; Zhao, B.; Shi, Y. *Chem. Soc. Rev.* **2012**, *41*, 931. (d) Muñoz, K.; Martínez, C. *J. Org. Chem.* **2013**, *78*, 2168.
- (4) For recent examples of alkene diamination, see: (a) Bar, G. L. J.; Lloyd-Jones, G. C.; Booker-Milburn, K. I. *J. Am. Chem. Soc.* **2005**, *127*, 7308. (b) Zhao, B.; Peng, X.; Zhu, Y.; Ramirez, T. A.; Cornwall, R. G.; Shi, Y. *J. Am. Chem. Soc.* **2011**, *133*, 20890. (c) Röben, C.; Souto, J. A.; González, Y.; Lishchynskiy, A.; Muñoz, K. *Angew. Chem., Int. Ed.* **2011**, *50*, 9478. (d) Kim, H. J.; Cho, S. H.; Chang, S. *Org. Lett.* **2012**, *14*, 1424. (e) Ingalls, E. L.; Sibbald, P. A.; Kaminsky, W.; Michael, F. E. *J. Am. Chem. Soc.* **2013**, *135*, 8854. (f) Cornwall, R. G.; Zhao, B.; Shi, Y. *Org. Lett.* **2013**, *15*, 796. (g) Turnpenny, B. W.; Chemler, S. R. *Chem. Sci.* **2014**, *5*, 1786. (h) Zhang, B.; Studer, A. *Org. Lett.* **2014**, *16*, 1790.
- (5) For representative examples, see: (a) Guthikonda, K.; Du Bois, J. *J. Am. Chem. Soc.* **2002**, *124*, 13672. (b) Guthikonda, K.; Wehn, P. M.; Caliendo, B. J.; Du Bois, J. *Tetrahedron* **2006**, *62*, 11331. (c) Olson, D. E.; Maruniak, A.; Malhotra, S.; Trost, B. M.; Du Bois, J. *Org. Lett.* **2011**, *13*, 3336.
- (6) For recent reviews on alkene aziridination, see: (a) Aggarwal, V. K.; Badine, D. M.; Moorthie, V. A. In *Aziridines and Epoxides in Organic Synthesis*; Yudin, A. K., Ed.; Wiley-VCH: Weinheim, Germany, 2006; pp 1–35. (b) Pellissier, H. *Tetrahedron* **2010**, *66*, 1509. (c) Karila, D.; Dodd, R. H. *Curr. Org. Chem.* **2011**, *15*, 1507. (d) Jiang, H.; Zhang, X. P. In *Comprehensive Chirality*; Carreira, E. M.; Yamamoto, H., Eds.; Elsevier: Amsterdam, 2012; Vol. 5, pp 168–182.
- (7) For alternative preparations of cyclic sulfamides, see: (a) Zabawa, T. P.; Chemler, S. R. *Org. Lett.* **2007**, *9*, 2035. (b) Zhao, B.; Yuan, W.; Du, H.; Shi, Y. *Org. Lett.* **2007**, *9*, 4943. (c) McDonald, R. I.; Stahl, S. S. *Angew. Chem., Int. Ed.* **2010**, *49*, 5529. (d) Chávez, P.; Kirsch, J.; Hövelmann, C. H.; Streuff, J.; Martínez-Belmonte, M.; Escudero-Adán, E. C.; Martin, E.; Muñoz, K. *Chem. Sci.* **2012**, *3*, 2375.
- (8) For selected examples of the rearrangement of N-acyl aziridines to oxazolines, see: (a) Cardillo, G.; Tolomelli, A. *Tetrahedron* **1999**, *55*, 15151. (b) Ferraris, D.; Drury, W. J., III; Cox, C.; Lectka, T. *J. Org. Chem.* **1998**, *63*, 4568. (c) Martin, A.; Casto, K.; Morris, W.; Morgan,

J. B. *Org. Lett.* **2011**, *13*, 5444. (d) Okazaki, H.; Hanaya, K.; Shoji, M.; Hada, N.; Sugai, T. *Tetrahedron* **2013**, *69*, 7931.

(9) (a) Kim, M.; Mulcahy, J. V.; Espino, C. G.; Du Bois, J. *Org. Lett.* **2006**, *8*, 1073. (b) Olson, D. E.; Du Bois, J. *J. Am. Chem. Soc.* **2008**, *130*, 11248. (c) Kurokawa, T.; Kim, M.; Du Bois, J. *Angew. Chem., Int. Ed.* **2009**, *48*, 2777.

(10) $\text{Rh}_2(\text{esp})_2 = \text{Rh}_2(\alpha, \alpha', \alpha', \alpha' \text{-1,3-benzenedipropionate})_2$ and is commercially available from Aldrich.

(11) For representative examples, see: (a) Winum, J.-Y.; Scozzafava, A.; Montero, J.-L.; Supuran, C. T. *Expert Opin. Ther. Patents* **2006**, *16*, 27. (b) Bentlifa, M.; García Moreno, M. I.; Mellet, C. O.; García Fernández, J. M.; Wadouachi, A. *Bioorg. Med. Chem. Lett.* **2008**, *18*, 2805. (c) Dou, D.; Mandadapu, S. R.; Alliston, K. R.; Kim, Y.; Chang, K.-O.; Groutas, W. C. *Eur. J. Med. Chem.* **2012**, *47*, 59. (d) Brodney, M. A.; Barreiro, G.; Ogilvie, K.; Hajos-Korcsok, E.; Murray, J.; Vajdos, F.; Ambroise, C.; Christofferson, C.; Fisher, K.; Lanyon, L.; Liu, J.; Nolan, C. E.; Withka, J. W.; Borzilleri, K. A.; Efremov, L.; Oborski, C. E.; Varghese, A.; O'Neill, B. T. *J. Med. Chem.* **2012**, *55*, 9224.

(12) Efforts to isomerize aziridine **1** by heating or by treatment with Lewis acids such as $\text{BF}_3 \cdot (\text{OEt})_2$ or $\text{Sc}(\text{OTf})_3$ resulted in decomposition of starting material.

(13) Reactions performed with 1 equiv of norbornadiene (entry 11) or 1 equiv of cyclohexadiene (entry 12) afford the corresponding cyclic sulfamide products in 11% and 31% yields, respectively. In general, reactions that underperform do so in the aziridination step; recovered starting alkene accounts for the mass balance.

(14) The mechanism for isomerization in this example likely involves an E1cb elimination reaction followed by 1,4 addition. This same process can be effected in good yield by Pr_2NEt in place of NaI.

(15) For the original isolation of enduracididine and allo-enduracididine, see: Horii, S.; Kameda, Y. *J. Antibiot.* **1968**, *11*, 665.

(16) For previous synthetic studies on enduracididine, see: (a) Tsuji, S.; Kusumoto, S.; Shiba, T. *Chem. Lett.* **1975**, 1281. (b) Sanière, L.; Leman, L.; Bourguignon, J.; Dauban, P.; Dodd, R. H. *Tetrahedron* **2004**, *60*, 5889.

(17) Stafford, J. A.; Brackeen, M. F.; Karanewsky, D. S.; Valvano, N. L. *Tetrahedron Lett.* **1993**, *34*, 7873.