



Cite this: *RSC Adv.*, 2018, 8, 37303

Cobalt immobilized on hydroxyapatite as a low-cost and highly effective heterogeneous catalyst for alkenes epoxidation under mild conditions†

Pagasukon Mekrattanachai,^{ab} Changyan Cao,^{*ab} Zhaohua Li,^{ab} Huining Li^{ab} and Weiguo Song^{id} ^{*ab}

Received 28th August 2018
Accepted 26th October 2018

DOI: 10.1039/c8ra07168c

rsc.li/rsc-advances

Transition metal Co immobilized on hydroxyapatite with a loading of 0.05 wt% (denoted 0.05 wt% Co/HAP) could catalyze partial oxidation of cyclic alkenes, aromatic alkenes and aliphatic alkenes to yield epoxide products with excellent selectivity at 30 °C with O₂ and iso-butyraldehyde as co-oxidant. The TOF value was as high as 6261 h⁻¹ for epoxidation of cyclohexene. In addition, the prepared 0.05 wt% Co/HAP catalyst can be re-used at least 6 times without significant loss of catalytic activity and selectivity.

Epoxides are very important intermediates for the production of fine chemicals and pharmaceuticals. Epoxidation of alkenes is one of the most effective routes to synthesize epoxides.^{1–3} In the past decades, many different kinds of catalysts and reaction systems have been developed for alkenes epoxidation with molecular oxygen, hydrogen peroxide or organic oxidants. Homogeneous catalysts usually exhibited high activity and selectivity but they cannot be recycled, resulting in inconvenience for separation. In comparison, heterogeneous catalysts have the obvious advantage of recyclability. Apart from the well-known heterogeneous catalyst based on titanium silicalite (TS-1),⁴ catalysts based on noble metals (such as Au, Pd, Ru, *etc.*) were usually used for highly selective epoxidation of alkenes.^{5–7} Scattered reports about using novel low-cost non-noble metal catalysts, for example, tungsten oxide, gallium oxide and graphitic oxide can also be found in the literature.^{8–10} However, their activity and selectivity remain relatively low. In order to obtain high yields, these heterogeneous reaction systems were usually operated under harsh conditions, *e.g.* high temperature, strong organic oxidizing agents. Regarding atom efficiency and cost, it is highly desirable to develop a highly effective heterogeneous catalyst for alkenes epoxidation under mild reaction conditions.

Hydroxyapatite (HAP) which possess Ca²⁺ sites surrounded by PO₄³⁻ tetrahedral parallel to the hexagonal axis, have attracted more attention as solid support for recyclable catalysts due to their multiple functionalities. HAP is not only nontoxic

and high stability, but it is can be also modified through substitutions of other anions, cations, or functional groups.^{11–13} This character makes HAP as an excellent support for metals and makes the preparation for heterogeneous catalysts very simple. Based on the ion-exchange mechanism, various HAP-supported transition metals, such as Pd, Ru, Cu and Au, have been prepared and used as heterogeneous catalysts for various organic transformations, including oxidation and Suzuki–Miyaura cross-coupling.^{14–22} In our previous work, we also found an excellent catalytic system for the epoxidation of alkenes based on 0.05 wt% of Ru species supported on HAP in the presence of molecular oxygen and iso-butyraldehyde as co-oxidant.²³ However, Ru is noble metal which is expensive and the reaction was operated at 60 °C to complete the reaction. Therefore, we wondered other metals immobilized on HAP might be more efficiency for alkenes epoxidation, especially for Co because of the special oxidizing property reported in the literatures.^{24–33}

Herein, we indeed find that Co immobilized on hydroxyapatite even with very low loading of 0.05 wt% (denoted as 0.05 wt% Co/HAP) is a highly effective heterogeneous catalyst for alkenes epoxidation under mild condition. It could catalyze partial oxidation of cyclic alkenes, aromatic alkenes and aliphatic alkenes to yield epoxide products with excellent selectivity at 30 °C with O₂ and iso-butyraldehyde as co-oxidant. The TOF value could be reached as high as 6261 h⁻¹ for epoxidation of cyclohexene. Such value is among the highest active heterogeneous catalyst for epoxidation of alkenes. In addition, the prepared 0.05 wt% Co/HAP catalyst can be re-used at least 6 times without significant loss of catalytic activity and selectivity.

Various metals immobilized on HAP were prepared through cation-exchange between metal ions in solution and calcium ions in HAP,^{34,35} and then tested for epoxidation of cyclohexene at 30 °C with O₂ and iso-butyraldehyde as co-oxidant in CH₃CN

^aBeijing National Laboratory for Molecular Sciences, Laboratory of Molecular Nanostructures and Nanotechnology, CAS Research/Education Center for Excellence in Molecular Sciences, Institute of Chemistry, Chinese Academy of Sciences, Beijing 100190, China. E-mail: cycao@iccas.ac.cn; wsong@iccas.ac.cn

^bUniversity of Chinese Academy of Sciences, Beijing 100049, China

† Electronic supplementary information (ESI) available: Experimental details, solvents effect and TEM image of catalyst. See DOI: 10.1039/c8ra07168c



solvent. The metals loading in all of prepared catalysts were determined by inductively coupled plasma atomic emission spectroscopy (ICP-AES, Table S1†). No peaks of metals were observed in the XRD patterns (Fig. S1†). As shown in Table 1, 0.05 wt% Co/HAP showed the highest conversion and selectivity, even much higher than those noble metals of Ru and Pd. The TOF value was calculated to be 6261 h^{-1} at 85% conversion, which was nearly three times higher than that of 0.05 wt% Ru/HAP. In addition, oxygen and iso-butyraldehyde co-oxidant were both indispensable for this reaction system (Table 1, entries 7 and 8). The organic solvents with varying polarity also showed obvious effect on the catalytic activity for cyclohexene epoxidation. As shown in Table S2,† the moderate polarity solvent, CH_2Cl_2 , showed the highest activity in this system. The effect of Co loading was also investigated and the results were presented with TOF value (Table 2). When the higher Co loading (1, 3 and 5 wt% of Co) were immobilized on HAP, more cyclohexene-1-one was observed and the % selectivity was slightly decreased. This might be due to the more Co active sites in the reaction system, the high possibility of over oxidized cyclohexene-1-one product could take place. It can be seen that 0.05 wt% Co/HAP showed the highest TOF value of 245 min^{-1} and 86% selectivity for 1,2-epoxycyclohexane. This indicated that 0.05 wt% Co/HAP exhibited superior catalytic activity which might be due to the low coordination of Co nanocluster on HAP.

The 0.05 wt% Co/HAP catalyst also exhibited excellent catalytic property in epoxidation of other alkenes, including cyclic alkenes, aromatic alkenes and aliphatic alkenes (Table 3). All tested olefins could be converted to epoxides with excellent selectivities. Particularly, allylic alkenes and linear olefins could be converted to epoxide products with high yields under such mild reaction condition, confirming the highly active of 0.05 wt% Co/HAP catalyst in this catalytic system.

Besides the high activity and selectivity, 0.05 wt% Co/HAP showed the good recyclability. During recycles, the solid catalyst was recovered from reaction mixture by centrifugation, washed with dichloromethane and then dried at $60 \text{ }^\circ\text{C}$ under vacuum overnight. As shown in Fig. 1, the prepared 0.05 wt% Co/HAP catalyst can be re-used at least 6 times without significant loss of catalytic activity and selectivity. Additionally, the Co loading of the used 0.05 wt% Co/HAP after the 6th run reaction was determined by ICP-AES. The result showed that Co loading

Table 1 Catalytic activities of various metals immobilized on HAP in epoxidation of cyclohexene^a

Entry	Catalyst	TOF (h^{-1})	Conv.%	Sel.%
1	0.05 wt% Co/HAP	6261	85	93
2	0.05 wt% Ru/HAP	2148	51	88
3	0.05 wt% Mn/HAP	1614	47	90
4	0.05 wt% Cu/HAP	1245	47	88
5	0.05 wt% Fe/HAP	838	54	83
6	0.05 wt% Pd/HAP	1786	47	64
7	0.05 wt% Co/HAP ^b	3388	46	78
8	0.05 wt% Co/HAP ^c	3094	42	11

^a Reaction conditions: catalyst (20 mg), cyclohexene (1 mmol), CH_3CN (5 mL) iso-butyraldehyde (5 mmol), $30 \text{ }^\circ\text{C}$, O_2 balloon, 2 h reaction time.

^b Without oxygen balloon. ^c Without iso-butyraldehyde.

Table 2 Catalytic activities of Co immobilized on HAP with various Co loading in epoxidation of cyclohexene^a

Entry	Catalyst	TOF (min^{-1})	Conv.%	Sel.%
1	0.05 wt% Co/HAP	245	50	86
2	1 wt% Co/HAP	12	92	85
3	3 wt% Co/HAP	7	95	84
4	5 wt% Co/HAP	6	96	84






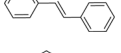



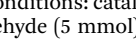
^a Reaction conditions: catalyst (20 mg), cyclohexene (1 mmol), CH_3CN (5 mL) iso-butyraldehyde (5 mmol), $30 \text{ }^\circ\text{C}$, O_2 balloon, 30 min reaction time.

was 0.05 wt%, which was the same as the fresh catalyst. Therefore, this confirmed the high stability of the Co/HAP catalyst and the leaching of Co species was not observed. Furthermore, the BET surface area after the re-used catalyst was only a little decrease compared with the fresh catalyst (Fig. S2†). This might be due to the adsorption capacity of HAP support, which could adsorb some organic molecules on its surface.

Based on the above results, the facile synthesis procedures, extremely low percentage of Co, together with excellent catalytic performances and stability make 0.05 wt% Co/HAP a low-cost and highly effective heterogeneous catalyst for olefins epoxidation under mild reaction conditions.

Physical structure of 0.05 wt% Co/HAP was characterized by various techniques in order to preliminary clarifying the excellent catalytic property. In the XRD patterns, all the peaks of 0.05 wt% Co/HAP can be ascribed to the pure hexagonal structure HAP (JCPDS 74-0565).^{36,37} No peaks of Co species were observed (Fig. 2a), suggesting the extremely low loading and highly dispersion of Co species. In addition, no obvious dots or nanoparticles were observed in the dark-field TEM image (Fig. S3†), while highly dispersed Co species can be clearly seen

Table 3 Catalytic activity of 0.05 wt% Co/HAP in epoxidation of various alkenes under optimal condition^a

Entry	Substrate	Time (h)	Conv.%	Sel.%
1		3.5	100	100
2		5	100	100
3		6	77	100
4		24	87	93
5		20	88	96
6		15	66	100
7		30	70	100
8		6	92	100
9		14	73	100
10		17	70	95

^a Reaction conditions: catalyst (20 mg), alkene (1 mmol), CH_2Cl_2 (5 mL), iso-butyraldehyde (5 mmol), $30 \text{ }^\circ\text{C}$, O_2 balloon.

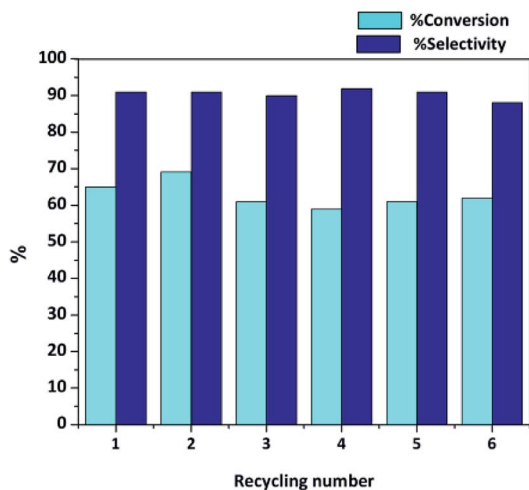


Fig. 1 Reusability test of 0.05 wt% Co/HAP for epoxidation of cyclohexene. Reaction conditions: catalyst (20 mg), cyclohexene (1 mmol), iso-butylaldehyde (5 mmol), CH_2Cl_2 (5 mL), 30 °C, 30 min. reaction time, O_2 balloon.

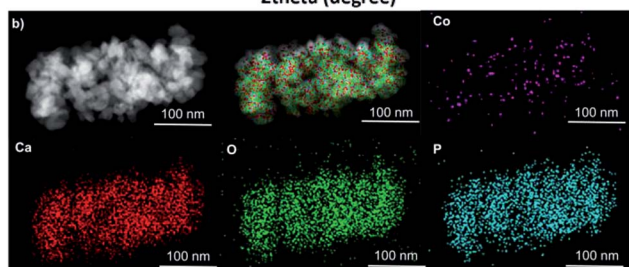
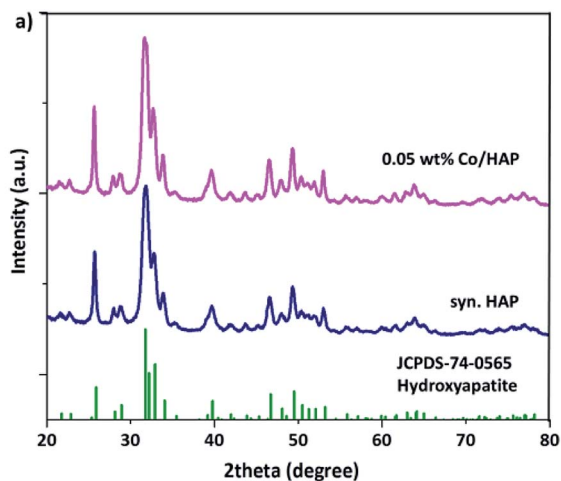


Fig. 2 (a) XRD patterns of synthesized HAP and 0.05 wt% Co/HAP, (b) dark field TEM image of 0.05 wt% Co/HAP and EDS mapping images.

in the EDS mapping image (Fig. 2b). These results indicated that Co species in 0.05 wt% Co/HAP might exist as single atoms or clusters. The 0.05 wt% Co/HAP catalyst in this study was prepared through cation-exchange between Co^{2+} in solution and Ca^{2+} on HAP.^{34,35} Co species should be existed as monomeric cations surrounded by oxygen, similar with that structure of Ru/HAP in the literature.³⁸ Co-O linkage structure makes Co species electron deficient, leading to prefer affinity with double

bond of alkenes. Thus, the highly dispersed Co species on HAP exhibited the superior catalytic activity.

Based on the above results and literatures about heterogeneous catalysts for alkenes epoxidation.^{19,39–41} We proposed a plausible reaction mechanism for cyclohexene epoxidation over our catalysis system (Scheme S1†). Firstly, acylperoxy radicals were formed through homo and heterolytic cleavage of oxygen molecules and iso-butylaldehyde; then, Co species react with oxygen atom of acylperoxy radical, which was subsequently coordinated with C=C bond of alkenes; finally, the oxidative addition of acylperoxy radical to C=C bond take place, yielding epoxide product accompanying the formation of butyric acid.

Conclusions

Co immobilized on hydroxyapatite with loading of 0.05 wt% was found to be a highly effective heterogeneous catalyst for alkenes epoxidation under mild conditions, e.g. reaction temperature at 30 °C, O_2 and iso-butylaldehyde as co-oxidant. Various alkenes, including cyclic alkenes, aromatic alkenes and aliphatic alkenes can be converted to epoxide products with excellent selectivity. The TOF value for epoxidation of cyclohexene could be reached as high as 6261 h^{-1} . In addition, the prepared 0.05 wt% Co/HAP catalyst also showed good recyclability, no significant loss of catalytic activity and selectivity were observed after the 6th runs.

According to the excellent catalytic performances and high stability of 0.05 wt% Co/HAP catalyst, this might be indicated that Co species might exist as single atom or nanocluster with low coordination environment. Additionally, the initial success in achieving selective epoxidation over our prepared 0.05 wt% Co/HAP catalyst might provide a new avenue for developing new types of catalyst with small amount of metal loading.

Conflicts of interest

There are no conflicts to declare.

Acknowledgements

The authors thank the financial supports from the National Natural Science Foundation of China (NSFC 21333009, 21573244, 21573245) and the Youth Innovation Promotion Association of CAS (2017049).

Notes and references

- 1 Y. Nishiyama, Y. Nakagawa and N. Mizuno, *Angew. Chem., Int. Ed.*, 2001, **40**, 3639–3641.
- 2 A. Fingerhut, O. V. Serdyuk and S. B. Tsogoeva, *Green Chem.*, 2015, **17**, 2042–2058.
- 3 R. Neumann and M. Dahan, *Nature*, 1997, **388**, 353–355.
- 4 G. Grigoropoulou, J. H. Clark and J. A. Elings, *Green Chem.*, 2003, **5**, 1–7.
- 5 M. Turner, V. B. Golovko, O. P. H. Vaughan, P. Abdulkin, A. B. Murcia, M. S. Tikhov, B. F. G. Johnson and R. M. Lambert, *Nature*, 2008, **454**, 981–983.

- 6 M. Tada, S. Muratsugu, M. Kinoshita, T. Sasaki and Y. Iwasawa, *J. Am. Chem. Soc.*, 2010, **132**, 713–724.
- 7 X. He, L. Chen, X. Zhou and H. Ji, *Catal. Commun.*, 2016, **83**, 78–81.
- 8 K. Kamata, K. Yonehara, Y. Sumida, K. Hirata, S. Nojima and N. Mizuno, *Angew. Chem., Int. Ed.*, 2011, **50**, 12062–12066.
- 9 W. Lueangchaichaweng, N. R. Brooks, S. Fiorilli, E. Gobechiya, K. Lin, L. Li, S. Parres-Esclapez, E. Javon, S. Bals, G. V. Tendeloo, J. A. Martens, C. E. A. Kirschhock, P. A. Jacobs and P. P. Pescarmona, *Angew. Chem., Int. Ed.*, 2014, **53**, 1585–1589.
- 10 S. Pattisson, E. Nowicka, U. N. Gupta, G. Shaw, R. L. Jenkins, D. J. Morgan, D. W. Knight and G. J. Hutchings, *Nat. Commun.*, 2016, 7(12855), 1–9.
- 11 K. Mori, T. Hara, M. Oshiba, T. Mizugaki, K. Ebitani and K. Kaneda, *New J. Chem.*, 2005, **29**, 1174–1181.
- 12 Y. Masuyama, Y. Sugioka, S. Chonan, N. Suzuki, M. Fujita, K. Hara and A. Fukuoka, *J. Mol. Catal. A: Chem.*, 2012, **352**, 81–85.
- 13 C. Mondelli, D. Ferri and A. Baiker, *J. Catal.*, 2008, **258**, 170–176.
- 14 M. Gruselle, *J. Organomet. Chem.*, 2015, **793**, 93–101.
- 15 P. Zhang, T. Wu, T. Jiang, W. Wang, H. Liu, H. Fan, Z. Zhang and B. Han, *Green Chem.*, 2013, **15**, 152–159.
- 16 R. Radhakrishnan, K. Kannan, S. Kumaravel and S. Thiripuranthagan, *RSC Adv.*, 2016, **6**, 45907–45922.
- 17 B. Maaten, J. Moussa, C. Desmarests, P. Gredin, P. Beaunier, T. Kanger, K. Tonsuaadu, D. Villemin and M. Gruselle, *J. Mol. Catal. A: Chem.*, 2014, **393**, 112–116.
- 18 J. Guo, H. Yu, F. Dong, B. Zhu, W. Huang and S. Zhang, *RSC Adv.*, 2017, **7**, 45420–45431.
- 19 K. E. Kabouss, M. Kacimi, M. Ziyad, S. Ammar, A. Ensuque, J. Y. Piquemal and F. B. Verduraz, *J. Mater. Chem.*, 2006, **16**, 2453–2463.
- 20 A. Indra, C. S. Gopinath, S. Bhaduri and G. K. Lahiri, *Catal. Sci. Technol.*, 2013, **3**, 1625–1633.
- 21 N. Jamwal, M. Gupta and S. Paul, *Green Chem.*, 2008, **10**, 999–1003.
- 22 Y. Feng, W. Xue, H. Yin, M. Meng, A. Wang and S. Liu, *RSC Adv.*, 2015, **5**, 106918–106929.
- 23 P. Mekrattanachai, J. Liu, Z. Li, C. Cao and W. Song, *Chem. Commun.*, 2018, **54**, 1433–1436.
- 24 D. Xu, P. Lu, P. Dai, H. Wang and S. Ji, *J. Phys. Chem. C*, 2012, **116**, 3405–3413.
- 25 Y. Li, S. Zhao, Q. Hu, Z. Gao, Y. Liu, J. Zhang and Y. Qin, *Catal. Sci. Technol.*, 2017, **7**, 2032–2038.
- 26 J. J. Stracke and R. G. Finke, *J. Am. Chem. Soc.*, 2011, **133**, 14872–14875.
- 27 L. Ji, J. Lin and H. C. Zeng, *J. Phys. Chem. B*, 2000, **104**, 1783–1790.
- 28 I. I. Soykal, H. Sohn and U. S. Ozkan, *ACS Catal.*, 2012, **2**, 2335–2348.
- 29 C. Weerakkody, S. Biswas, W. Song, J. He, N. Wasalathanthri, S. Dissanayake, D. A. Kriz, B. Dutta and S. L. Suib, *Appl. Catal., B*, 2018, **221**, 681–690.
- 30 Z. Wang, X. Hou, J. Shen and T. Li, *RSC Adv.*, 2016, **6**, 89503–89509.
- 31 M. Zhao and C. D. Wu, *Catal. Commun.*, 2017, **99**, 146–149.
- 32 Z. Asgharpour, F. Farzaneh and A. Abbasib, *RSC Adv.*, 2016, **6**, 95729–95739.
- 33 M. Jafarpour, H. Kargar and A. Rezaeifard, *RSC Adv.*, 2016, **6**, 79085–79089.
- 34 M. E. Zilm, L. Chen, V. Sharma, A. Mcdannald, M. Jain, R. Ramprasad and M. Wei, *Phys. Chem. Chem. Phys.*, 2016, **18**, 16457–16465.
- 35 Z. Opre, T. Mallat and A. Baiker, *J. Catal.*, 2007, **245**, 482–486.
- 36 C. M. Ho, W. Y. Yu and C. M. Che, *Angew. Chem., Int. Ed.*, 2004, **43**, 3303–3307.
- 37 A. Peeters, L. Claes, I. Geukens, I. Stassen and D. D. Vos, *Appl. Catal., A*, 2014, **469**, 191–197.
- 38 K. Mori, T. Hara, T. Mizugaki, K. Ebitani and K. Kaneda, *J. Am. Chem. Soc.*, 2003, **125**, 11460–11461.
- 39 J. Sebastian, K. M. Jinka and R. V. Jasra, *J. Catal.*, 2006, **244**, 208–218.
- 40 B. B. Wentzel, P. L. Alsters, M. C. Feiters and R. J. M. Nolte, *J. Org. Chem.*, 2004, **69**, 3453–3464.
- 41 T. C. Chou and S. V. Lee, *Ind. Eng. Chem. Res.*, 1997, **36**, 1485–1490.