




Correction

Correction: Oh, J.Y., et al. Synergistic Autophagy Effect of miR-212-3p in Zoledronic Acid-Treated In Vitro and Orthotopic In Vivo Models and in Patient-Derived Osteosarcoma Cells, *Cancers* 2019, 11, 1812

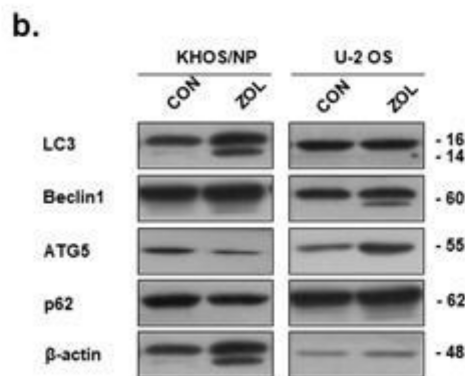
Ju Yeon Oh ^{1,2,†}, Eun Ho Kim ^{3,†}, Yeon-Joo Lee ⁴ , Sei Sai ⁵ , Sun Ha Lim ³, Jang Woo Park ⁶, Hye Kyung Chung ⁶, Joon Kim ¹, Guillaume Vares ⁷ , Akihisa Takahashi ⁸ , Youn Kyoung Jeong ⁹, Mi-Sook Kim ^{10,*} and Chang-Bae Kong ^{11,*}

- ¹ Laboratory of Biochemistry, Division of Life Sciences, Korea University, Seongbuk-gu, Seoul 02841, Korea; ojo5295@kirams.re.kr (J.Y.O.); joonkim@korea.ac.kr (J.K.)
 - ² Division of Radiological Science and Clinical Translational Research, Korea Cancer Center Hospital, Nowon-gu, Seoul 01812, Korea
 - ³ Department of Biochemistry, School of Medicine, Daegu Catholic University, Nam-gu, Daegu 42472, Korea; eh140149@cu.ac.kr (E.H.K.); sunha112@cu.ac.kr (S.H.L.)
 - ⁴ Division of Radiation Biomedical Research, Korea Institute of Radiological and Medical Sciences, Seoul 01812, Korea; eyeonjoo@gmail.com
 - ⁵ Department of Basic Medical Sciences for Radiation Damages, National Institute of Radiological Sciences, Chiba 263-8555, Japan; sai.sei@qst.go.jp
 - ⁶ Korea Drug Development Platform Using Radio-Isotope, Korea Institute of Radiological & Medical Sciences, Seoul 139-706, Korea; jangwoo@kirams.re.kr (J.W.P.); hkchung@kirams.re.kr (H.K.C.)
 - ⁷ Cell Signal Unit, Okinawa Institute of Science and Technology Graduate University (OIST), Okinawa 1919-1, Japan; guillaume.vares@oist.jp
 - ⁸ Gunma University Heavy Ion Medical Center, Maebashi 371-8511, Gunma, Japan; a-takahashi@gunma-u.ac.jp
 - ⁹ Research Center for Radiotherapy, Korea Institute of Radiological and Medical Sciences, Seoul 139-706, Korea; amy3523@kirams.re.kr
 - ¹⁰ Department of Radiation Oncology, Korea Institute of Radiological and Medical Sciences, Seoul 139-706, Korea
 - ¹¹ Department of Orthopaedic Surgery, Korea Institute of Radiological and Medical Sciences, Seoul 139-706, Korea
- * Correspondence: eh140149@naver.com or mskim@kirams.re.kr (M.-S.K.); cbkongmd@gmail.com (C.-B.K.)
† These authors contributed equally to this work.

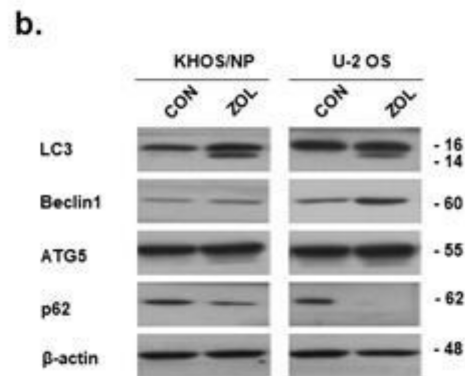
Received: 10 April 2020; Accepted: 15 May 2020; Published: 26 May 2020



The authors wish to make the following corrections to this paper [1]:
The authors would like to replace Figure 3b in [1]. The correction is to correct errors in the arrangement of the Western blots. The original version of Figure 3b is:



and should be replaced with the following Figure 3b:



The authors would like to replace the first affiliation in [1]. The original affiliation is “Laboratory of Biochemistry, School of Life Sciences and Biotechnology, Korea University, Seongbuk-gu, Seoul 136-701, Korea” and should be replaced with “Laboratory of Biochemistry, Division of Life Sciences, Korea University, Seongbuk-gu, Seoul 02841, Korea”.

The authors would like to apologize for any inconvenience caused to the readers by these changes.

References

- Oh, J.Y.; Kim, E.H.; Lee, Y.J.; Sai, S.; Lim, S.H.; Park, J.W.; Chung, H.K.; Kim, J.; Vares, G.; Takahashi, A.; et al. Synergistic Autophagy Effect of miR-212-3p in Zoledronic Acid-Treated In Vitro and Orthotopic In Vivo Models and in Patient-Derived Osteosarcoma Cells. *Cancers* **2019**, *11*, 1812. [[CrossRef](#)] [[PubMed](#)]



© 2020 by the authors. Licensee MDPI, Basel, Switzerland. This article is an open access article distributed under the terms and conditions of the Creative Commons Attribution (CC BY) license (<http://creativecommons.org/licenses/by/4.0/>).