



Mechanical Work and Long-Distance Performance Prediction: the Influence of Allometric Scaling

by

Marcus Peikriszwili Tartaruga^{1,2,3}, Jeanick Brisswalter³,
Carlos Bolli Mota^{2,4}, Cristine Lima Alberton^{2,5}, Natalia
Andrea Gomeñuka², Leonardo Alexandre Peyré-Tartaruga²

The purpose of this study was to examine the effect of allometric scaling on the relationship between mechanical work and long-distance running performance in recreational runners. Fourteen recreational long-distance runners (male, mean \pm SD - age: 29 ± 7 years; body mass: 70.0 ± 10.2 kg; body height: 1.71 ± 0.07 m; maximal oxygen uptake: VO_{2max} 52.0 ± 4.9 ml \cdot kg⁻¹ \cdot min⁻¹) performed two tests: a continuous incremental test to volitional exhaustion in order to determine VO_{2max} , and a 6-minute running submaximal test at 3.1 m \cdot s⁻¹, during which segments in the sagittal plane were recorded using a digital camera and the internal (W_{int}), external (W_{ext}) and total (W_{tot}) mechanic work, in J \cdot kg⁻¹ \cdot m⁻¹, was subsequently calculated. The results indicated a significant correlation between mechanical work and performance, however, the strongest correlations were observed when allometric exponents were used (respectively for W_{int} , W_{ext} and W_{tot} ; non allometric vs. allometric scaling defined by literature (0.75) or determined mathematically (0.49): $r = 0.38$ vs. $r = 0.44$ and $r = 0.50$; $r = 0.80$ vs. $r = 0.83$ and $r = 0.82$; $r = 0.70$ vs. $r = 0.77$ and $r = 0.78$). These results indicate that mechanical work could be used as a predictor of recreational long-distance performance and an allometric model may improve this prediction.

Key words: allometry, body size, cost of running, human locomotion, mechanical efficiency, running economy.

Introduction

An increase in participation in different forms of endurance running events has led to a need to better understand the factors that determine middle- and long-distance runners performance. Classically, the parameters of maximal oxygen uptake (VO_{2max}), running efficiency and anaerobic threshold have been used to predict this performance (Saunders et al., 2004). The energy consumption in locomotion has been extensively studied and the relationship with the mechanical work investigated (Minetti et al., 1994). A number of biomechanical factors influences on running

efficiency for example the ability of muscles to store and release elastic energy by increasing the stiffness of muscles, and more efficient mechanics leading to less energy wasted on braking forces and excessive vertical oscillation (Saunders et al., 2004).

Classically the mechanics of human locomotion have been analyzed from the mechanical work performed (Cavagna and Kaneko, 1977). This total mechanical work of locomotion (W_{tot}) is traditionally considered as the sum of the two separate entities: external

¹ - Midwest State University of Paraná, LABIER, Guarapuava, Brazil.

² - Federal University of Rio Grande do Sul, LAPEX, Porto Alegre, Brazil.

³ - University of Nice Sophia Antipolis, LAMHESS, Nice, France.

⁴ - Federal University of Santa Maria, Laboratory of Biomechanics, Santa Maria, Brazil.

⁵ - Federal University of Pelotas, School of Physical Education, Pelotas, Brazil.

mechanical work (W_{ext}) and internal mechanical work (W_{int}) (Saibene and Minetti, 2003). W_{ext} represents the work necessary to lift and accelerate the body center of mass within the environment; and it has been investigated in many different conditions and populations (Saibene and Minetti, 2003). Calculating W_{ext} involves measuring the gravitational potential energy (PE) and the kinetic energy (KE) of the body center of mass, before calculating the total energy ($TE = PE + KE$) over time (Saibene and Minetti, 2003). This goal can be achieved both by using dynamometric (direct dynamics) and motion analysis (inverse dynamics) techniques (Cavagna, 2010).

The reciprocal movements of body segments that do not affect the trajectory of the body center of mass are, to a large extent, brought about by forces internal to the body and, consequently, work associated with energy changes relative to the body center of mass correspond to W_{int} (Willems et al., 1995). Therefore, W_{int} represents the work necessary to accelerate the limbs reciprocally with respect to the body center of mass during human locomotion and it is computed using both segment movements and anthropometric parameters (Cavagna, 2010).

Some authors have also investigated how the athlete's anthropometric parameters and particularly body size can affect performance (Brisswalter et al., 1996; Ingham et al., 2008). The effect of body size for example, can be observed for Kenyan and Ethiopian runners who often dominate middle- and long-distance events in athletics. For these subjects running is systematically more economical because they generally have a smaller body size and thinner lower limbs than other runners (Foster and Lucia, 2007). Within this framework, some researchers have suggested the use of allometric scaling for efficiency assessment in order to take into account the effect of anthropometric characteristics on metabolic measures, in particular on running efficiency (Darveau et al., 2002; Nevill et al., 2004; Tartaruga et al., 2010). Running efficiency is defined as the steady-state submaximal oxygen uptake at given velocities (running economy – RE) (Saunders et al., 2004) or from energy expenditure per-unit distance (energy cost of running – Cr) (Minetti et al., 1994). These authors tried to demonstrate that an indiscriminate use of the unit

$\text{ml}\cdot\text{kg}^{-1}\cdot\text{min}^{-1}$ is inappropriate for the purposes of comparing running efficiency between subjects with different body characteristics (Bergh et al., 1991) or performance level (Markovic et al., 2007), and suggested the use of $\text{kg}^{0.75}$ or kg^b , where b is the allometric or specific allometric exponent.

Within this framework, it has been well demonstrated that running efficiency depends to a large extent on locomotion mechanics (Saunders et al., 2004), therefore, to the best of our knowledge, no existing study has examined the influence of allometric scaling on the relationship between mechanical work (W_{int} , W_{ext} and W_{tot}) and the performance in long-distance runners. Thus, the purpose of this study was to examine the effect of allometric scaling on the relationships between mechanical work and the performance of recreational long-distance runners. This experiment was designed to test the hypothesis that the allometric model may improve predictions of the performance for recreational long-distance runners.

Material and Methods

Participants

Fourteen recreational long-distance runners (male, mean \pm SD - age: 29 ± 7 years; body mass: 70.0 ± 10.2 kg; body height: 1.71 ± 0.07 m; lower limb length: 0.80 ± 0.03 m) participated in this study. Subjects were free of any musculoskeletal, bone and joint, or cardiac and pulmonary diseases and were not taking any medications. Calculation of the sample " n " was carried out using the PEPI program (Version 4.0) with a power of 90%.

Prior to participation, subjects were carefully informed of the design of the study, especially the possible risks and discomforts related to the procedures. Subjects then gave their written, informed consent. The institution's Research Ethics Committee approved the present study according to the Declaration of Helsinki.

Experimental procedures

Each subject took part in three experimental laboratory sessions (sample characterization, incremental treadmill running protocol and running economy test) (Figure 1), with an interval of 48 h between each session. The laboratory ambient temperature (25°C) and relative humidity (53%) were controlled according to ISO-8573-1 (International Standards). Some restrictions were imposed on the subjects: no food 3-4 h before the

tests and any stimulants or intense physical activity 12 h before each evaluation.

Sample characterization

Body mass and height were measured using an analog medical scale (resolution of 0.1kg) and a stadiometer (FILIZOLA; Sao Paulo, Brazil) while the runners wore minimal clothing. Two experienced anthropometrists measured each subject. During the sample characterization session, all subjects participated in a familiarization exercise during which they were introduced to the process of treadmill running. In addition, all details of the care that would need to be taken while performing the exercise were explained in full.

Incremental treadmill running protocol

After a brief warm-up and 10 min rest (5 min sitting and 5 min standing), subjects followed a progressive protocol on a treadmill (model 250 RT, MOVEMENT; Pompéia, Brazil) with an initial velocity of 2.8 m·s⁻¹, in which speed was increased by 0.28 m·s⁻¹ at 1 min intervals and treadmill incline was fixed at 1%. Load increments were calculated to reach VO_{2max} between 8 and 14 min. The VO_{2max} attainment criteria described by Howley et al. (1995) were adopted. Respiratory parameters were continually recorded using a mixing-box-type portable gas analyzer (model Aerosport KB1-C, INBRAMED; Ann Arbor, MI, USA). The gas analyzer was calibrated prior to each session.

Running economy test

The running economy test consisted of a 6 min run at 3.1 m·s⁻¹ (10% below the velocity at the anaerobic threshold) on a treadmill. Nine reflexives hemispherical spot markers were placed on the left sagittal plane to identify the subject's segments of interest, as described by Willems et al. (1995) (Figure 2). The moving body segments were recorded during the last 20 s of the run using a digital camera (240 Hz; model EX-FH25, CASIO; Tokyo, Japan).

Performance

Performance was assessed using the fastest 10000 m run performed at the latest date in the month following laboratory testing.

Allometric scaling

The effect of allometric scaling on the relationship between mechanical work and

running performance was investigated using an allometric exponent (b) of 0.75 proposed by Bergh et al. (1991) and determined according to following general allometric equation:

$$y = ax^b, \quad (1)$$

where y is absolute VO_{2max}, x is body mass and a is a constant characteristic for the organism, which is called the allometric coefficient (Jensen et al., 2001). For determination of specific b , the exponential function was transformed into a linear function:

$$\log y = b \cdot \log x + \log a, \quad (2)$$

where b is the slope of the linear regression line on a double logarithmic plot. When b is 1 (Equation 1) the relationship is isometric and when it is higher or lower than 1, the relationship is allometric.

Mechanical work

The total positive mechanical work (W_{tot}) needed to sustain locomotion comprises positive internal mechanical work (W_{int}), which is the work done to accelerate the body segments relative to body centre of mass, and positive external mechanical work (W_{ext}), which is the work done to lift and accelerate the body centre of mass relative to the environment (Cavagna and Kaneko, 1977). This was computed from mechanical energies of the body segments determined from segment kinematics (Cavagna, 2010).

The determination of W_{int} requires computation of the instantaneous kinetic energy (KE) of each segment relative to the body centre of mass (KE_r). This was performed as follows:

$$KE_r = \frac{1}{2}mv_{\text{ap},r}^2 + \frac{1}{2}mv_{\text{v},r}^2 + \frac{1}{2}mK^2\omega^2 \quad (3)$$

where m is the mass of the segment, $v_{\text{ap},r}$ and $v_{\text{v},r}$ are the antero-posterior and vertical components of the linear velocities of each segment relative to body centre of mass velocities, K is segment radius of gyration, and ω is angular velocity of the each segment. Instantaneous KE_r of each segment within the same limb was then summed to give the kinetic energies of the upper and lower limbs, and the head-trunk. Internal work of each limb and of the head-trunk is then obtained by summing the positive increments of the KE curve

of each limb and of the head-trunk segment separately over an integral number of strides. Overall W_{int} is then obtained as the sum of the internal work of each limb and the head-trunk segment. This computational scheme assumes energy transfers take place between segments of

the same limb but not between limbs or between the trunk and limb.

The determination of W_{ext} requires computation of the instantaneous total mechanical energy of the body centre of mass (E_{CM}).

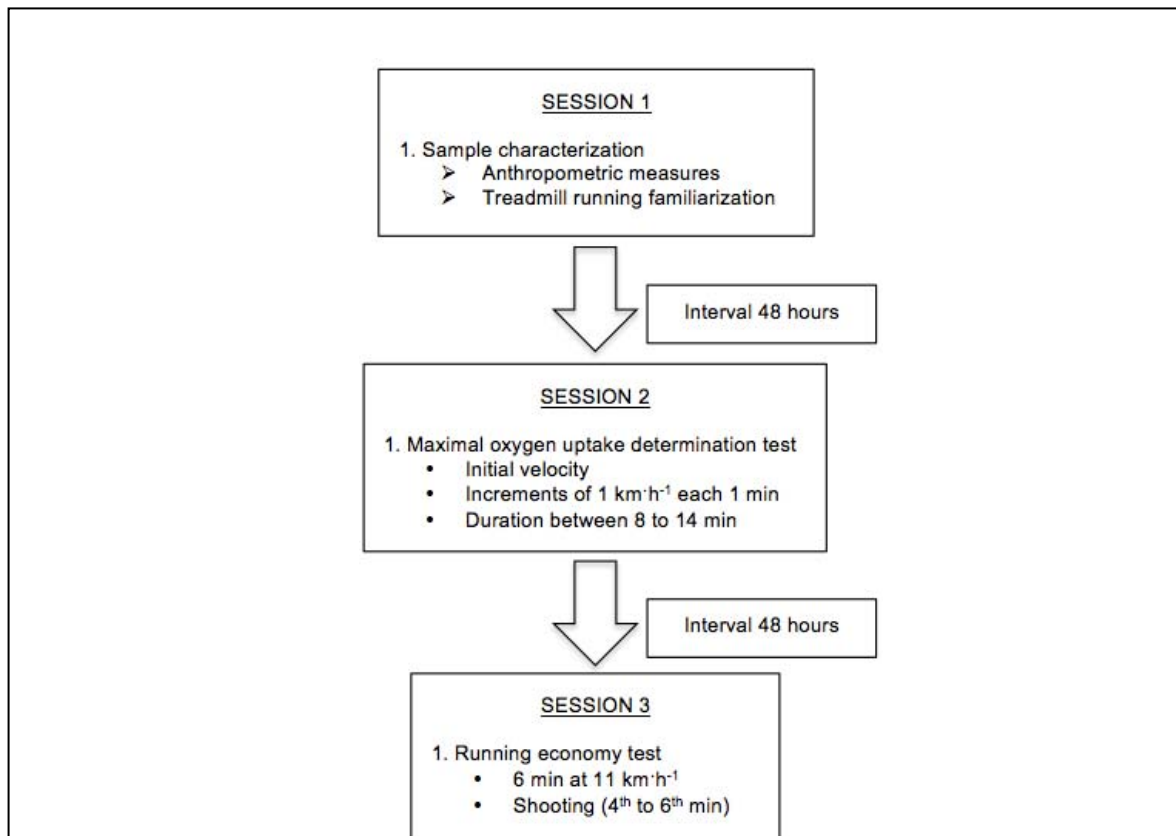


Figure 1

Experimental laboratory sessions

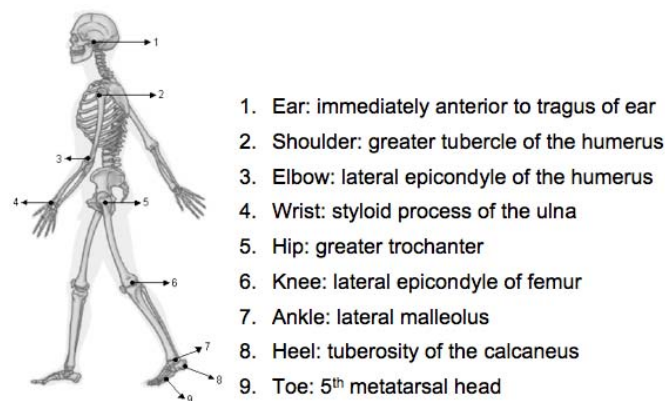


Figure 2

Localization of the retro-reflective markers

This was performed as follows:

$$E_{CM} = Mgh + \frac{1}{2}MV_{ap}^2 + \frac{1}{2}MV_v^2 \quad (4)$$

where M is total body mass, g is gravitational acceleration ($9.81 \text{ m}\cdot\text{s}^{-2}$), h is height of the body centre of mass, V_{ap} and V_v are the antero-posterior and vertical components of the linear velocities of the body centre of mass. W_{ext} is computed by summing the positive increments in E_{CM} over the same period as for the determination of W_{int} . W_{tot} is obtained from the arithmetic sum of W_{int} and W_{ext} by applying an approximation of König's theorem of mechanics, which states that the total KE of a multilink system is made up of the KE of the segments relative to the overall centre of mass, which makes up W_{int} , and the KE of the overall centre of mass, which is included in W_{ext} (Cavagna and Kaneko, 1977).

Mechanical work measures were expressed using the same units as energy cost (Cr ; in $\text{J}\cdot\text{kg}^{-b}\cdot\text{m}^{-1}$) with b corresponding to 1, 0.75 (defined by literature) and 0.49 (determined allometrically). The conventional approach of considering only positive increments in mechanical energy (positive work) and neglecting negative work was applied. In level locomotion at a steady speed negative work is equal in magnitude but opposite in sign to positive work (and hence has no impact on comparison between groups). An inclusion of negative works would result in a network of zero which although mechanically correct is biologically meaningless and precludes determination of efficiency.

The Dvideo software (Laboratory of Biomechanics & Institute of Computing, UNICAMP; Campinas, Brazil) was used to calculate and track the bi-dimensional positions of the markers (see Figueroa et al., 2003) and, MATLAB software (Version 5.3, MathWorks, Inc.; Natick, Massachusetts, USA) was used in the reconstruction of 2D spatial model for both sagittal planes (filmed and estimated), signal processing and subsequent data over five strides. Anthropometric data of 11 rigid segments (head-trunk, upper arms, lower arms, thighs, shanks, feet) were used to compute the position of the segments and the body centre of mass. The low-pass Butterworth filter was used with automatic cut-off frequency selection for each marker. The range of cut-off frequencies was 8 to 11 Hz. Linear

and angular velocity of each segment and linear velocity of body centre of mass was determined by numerical differentiation.

Statistical analysis

The Shapiro-Wilk test was used to verify the normality of the data. The Pearson product-moment correlation test was used to analyze the relationship between mechanical work and long-distance running performance. Possible differences in VO_{2max} and mechanical work values, with and without the application of allometric exponents, were analyzed using one-way ANOVA with the Bonferroni Post-Hoc test based on the type of variance. Significance was accepted as $p \leq 0.05$, statistical power observed 90%, and analyses were performed in SPSS 20.0. Results are reported as means \pm SD .

Results

The relationship between VO_{2max} and body mass in recreational long-distance runners conformed to the allometric expression (Figure 3), and significant differences in VO_{2max} values with and without the application of allometric exponents were observed (Table 1).

Significant differences were observed in mechanical work, with and without the application of allometric exponents (Table 2). However, no significant correlations were found between mechanical work and VO_{2max} .

Significant correlations were found between mechanical work and the performance of recreational long-distance runners, indicating that mechanical work could be a significant predictor of long-distance running performance in this population. However, the strongest correlations values were observed in W_{ext} and W_{tot} , especially when using the specific allometric exponent (Table 3).

The W_{ext} showed higher values than the W_{int} ($\Delta = 51.6\%$), regardless of b values. Significant correlations were found between W_{int} and W_{ext} with W_{tot} for $b = 1$ ($r = 0.86$ and 0.81), $b = 0.75$ ($r = 0.84$ and 0.85) and $b = 0.49$ ($r = 0.83$ and 0.88).

Discussion

The present study examined the effect of allometric scaling on the relationships between mechanical work and the performance of recreational long-distance runners. The main result of our study was the ability of the

mechanical work to predict the performance in recreational long-distance runners, especially when the allometric exponents were applied.

The efficiency of locomotion is influenced not by the elastic energy storage relative to body

mass, but by the elastic energy storage relative to the mechanical work of locomotion (Bullimore and Burn, 2005); an effect could be observed for example in Kenyan and Ethiopian runners that often dominate middle- and long-distance events in athletics.

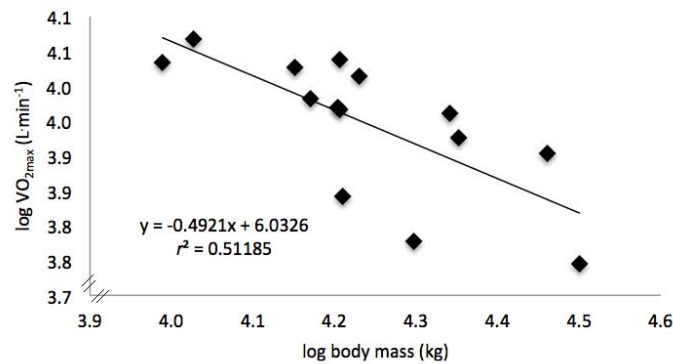


Figure 3

Relationships between maximal oxygen uptake expressed in absolute terms ($VO_{2maxabs}$) and body mass by using allometric log-linear for 14 recreational long-distance runners. Linear regression is shown with a 95% confidence interval.

Table 1

*Running performance in 10000 m and physiological characteristics of 14 recreational long-distance runners **

Running performance (min:s)	43:38 ± 07:20
VO_{2max} ($ml \cdot kg^{-1} \cdot min^{-1}$)	52.0 ± 4.9
VO_{2max} ($ml \cdot kg^{-0.75} \cdot min^{-1}$)	149.8 ± 11.1
VO_{2max} ($ml \cdot kg^{-0.49} \cdot min^{-1}$)	446.6 ± 29.9
Heart rate $_{max}$ (bpm)	189 ± 16

*Values are mean ± SD.

Table 2

*Mechanical work at 3.1 $m \cdot s^{-1}$ of 14 recreational long-distance runners **

	$b = 1$		$b = 0.75$		$b = 0.49$	
	Mean	SD	Mean	SD	Mean	SD
W_{int} ($J \cdot kg^{-b} \cdot m^{-1}$)	0.63	± 0.13	1.82	± 0.39	5.43	± 1.23
W_{ext} ($J \cdot kg^{-b} \cdot m^{-1}$)	1.22	± 0.13	3.52	± 0.45	10.53	± 1.62
W_{tot} ($J \cdot kg^{-b} \cdot m^{-1}$)	1.85	± 0.22	5.33	± 0.71	15.96	± 2.46

Internal Mechanical Work (W_{int}); External Mechanical Work (W_{ext}); Total Mechanical Work (W_{tot}). Allometric exponent (b).

*Values are mean ± SD

Table 3

*Relationships between mechanical works and running performance
at 3.1 m·s⁻¹ of 14 recreational long-distance runners*

	<i>r</i>	Equation
W_{int} (J·kg ⁻¹ ·m ⁻¹)	0.38	$y = 1240.3W_{int} + 1821.5$
W_{ext} (J·kg ⁻¹ ·m ⁻¹)	0.80	$y = 2649W_{ext} - 621.28$
W_{tot} (J·kg ⁻¹ ·m ⁻¹)	0.70	$y = 1356.3W_{tot} + 98.662$
W_{int} (J·kg ^{-0.75} ·m ⁻¹)	0.44	$y = 492.07W_{int} + 1707.8$
W_{ext} (J·kg ^{-0.75} ·m ⁻¹)	0.83	$y = 814.16W_{ext} - 262.39$
W_{tot} (J·kg ^{-0.75} ·m ⁻¹)	0.77	$y = 471.62 W_{tot} + 86.151$
W_{int} (J·kg ^{-0.49} ·m ⁻¹)	0.50	$y = 175.48W_{int} + 1648.5$
W_{ext} (J·kg ^{-0.49} ·m ⁻¹)	0.82	$y = 220.88W_{ext} + 275.38$
W_{tot} (J·kg ^{-0.49} ·m ⁻¹)	0.78	$y = 139.16 W_{tot} + 380.36$

*Internal (W_{int}), external (W_{ext}) and total (W_{tot}) mechanical work.
Running Performance in 10000-m (y). $p = 0.05$*

For these subjects running is systematically more economical because they generally have a smaller body size and thinner lower limbs than other runners (Foster and Lucia, 2007), a result that demonstrates a probable relationship between mechanical work and running performance, and justifies our findings.

This important result can also be discussed in terms of the mechanical efficiency. According to Minetti et al. (1995) humans tend to choose a stride frequency that minimizes the W_{int} and W_{ext} , which increases the mechanical efficiency and improves the running efficiency. The decrease in W_{ext} is mainly due to a reduction in vertical power, and W_{int} due to an increase in stride length. According to Willems et al. (1995) the W_{int} can be affected by external forces. The two effects considered are (i) equal and opposite vertical movements against gravity and (ii) the effect of the velocity changes of the body centre of mass. Our study also demonstrated an inverse relationship between mechanical work and performance in recreational long-distance runners, proving that the mechanical work and running efficiency are two important factors in long-distance runners performance.

Previous research indicates that in walking W_{ext} ·km⁻¹ decreases with speed (Cavagna, 2010), while W_{int} ·km⁻¹ increases (Cavagna and Kaneko, 1977). Furthermore, in running, W_{int} is lower than

W_{ext} , about 5.5 m·s⁻¹, whereas at the highest speeds the reverse is true (Cavagna and Kaneko, 1977), demonstrating the importance of this mechanical variables in running performance. In our study W_{ext} showed higher values than W_{int} for 3.1 m·s⁻¹ and strongest correlations with the performance in comparison to W_{int} , corroborating with Cavagna and Kaneko (1977). In fact, in non-fatigued running, W_{ext} , corresponding to the work necessary to lift and accelerate the body center of mass within the environment (Saibene and Minetti, 2003), has been significantly more important than W_{int} , and related to inter-individual running efficiency differences in the literature (Candau et al., 1998).

The effective mechanical advantage (EMA = r/R , where r is the muscle mechanical advantage and R is the ground reaction force) for muscle force production also can contribute to the understanding of the relationship between body mass and mechanical work. In a study conducted by Biewener et al. (2004), an association between EMA was verified and kg^{0.52} of body mass in humans during running. A similar b value was found in our study. Biewener (1989) demonstrated that this relationship may be understood based on physiological processes and a size-dependent change in locomotor limb posture: small animals run with crouched postures, whereas larger species run more

upright. By adopting an upright posture, large animals align their limbs more closely with the ground reaction force, substantially reducing the forces that their muscles must exert (proportional to body mass) and hence, the forces that their bones must resist, to counteract joint moments, resulting thus in a specific b value. According to this author, a greater energy cost during running in humans, is a consequence of a great W_{int} and W_{ext} (Minetti et al., 1994), what may be explained in part by a decrease in limb mechanical advantage.

The relationship between body mass and metabolic rate, especially the b value, has attracted the interest of biologists and healthcare professionals throughout the world (Ingham et al., 2008; Tartaruga et al., 2010). Our study verified a low specific allometric exponent in maximal metabolic rate ($b = 0.49$, Figure 3), demonstrating that the scaling behaviour of human metabolic rate is, to a great extent, dependent on the physiological state (Markovic et al., 2007). Jensen et al. (2001) showed a considerable variability of b values (0.19 to 0.92) in different sports, including running ($n = 20$; $b = 0.59$), triathlon ($n = 16$; $b = 0.24$) and walking ($n = 6$; $b = 0.19$). West et al. (1997) demonstrated that allometric scaling may be understood in terms of bases that limit supply and/or physiological processes that contribute to the regulation of a metabolic rate, as proposed later by Darveau et al. (2002). This demonstrates the existence of specific allometric exponents and is contrary to the theories initially proposed by Rubner (1883) ($b = \frac{2}{3}$) and Kleiber (1947) ($b = \frac{3}{4}$). Scaling of a maximal metabolic rate has been related to aerobic capacity of humans and other animal species; whereas in animals and untrained humans the largest species of individuals have the greatest aerobic capacity, the opposite is true for human athletes, where the smallest endurance athletes exhibit the greatest aerobic performance (Markovic et al., 2007). Thus, it is not surprising that recreational runners or animals in general exhibit differential scaling behaviour of a maximal metabolic rate compared to human athletes. Furthermore, the negative relationship between muscular activation during aerobic exercise and strength measurements verified by Cadore et al. (2011) suggests that there is an interaction between running efficiency and mechanical work.

Physiologically, oxygen uptake at a given submaximal running velocity is not proportional to body mass; i.e., the oxygen uptake per kg of body mass displayed an inverse relationship to body mass (Bergh et al., 1991) and this is in agreement with data from animal studies (Taylor et al., 1982), as well as from experiments involving humans (Thorstensson, 1986). In one of the first studies that used an allometric exponent to express running efficiency, Bergh et al. (1991) found that oxygen consumption during running is better related using specific allometric exponents, for example, $\text{kg}^{-\frac{3}{4}}$ and $\text{kg}^{-\frac{2}{3}}$, than to kg^{-1} .

In mechanical terms, experimental evidence confirms that the contribution of elastic energy to the mechanical work of locomotion does not increase as rapidly with size as the mass-specific energy storage capacity, suggesting that the percentage contribution of elastic energy to the mechanical work of locomotion decreases with size. The reason for this is that the mechanical work of locomotion per kilogram of body mass is directly proportional to the distance travelled (Blickhan, 1989), so that subjects with larger body size, with their longer strides, must perform relatively more work per stride. Because each tendon can store and return elastic energy only once per stride, this greater mechanical work will tend to offset the greater elastic energy storage capacity of larger runners. Therefore, the contribution of elastic energy to the mechanical work of locomotion cannot increase with size as rapidly as the energy stored per stride, and could be greater in smaller runners, demonstrating that the relationship between body weight and mechanical parameters is not linear and suggesting the application of allometric models.

Conclusion

Existing research indicates that oxygen consumption does not increase proportionally to body mass during running activities (Bergh et al., 1991; Brisswalter et al., 1996; Nevill et al., 2004; Foster and Lucia, 2007). As such, dividing oxygen uptake by body mass may produce erroneous interpretations when comparing individuals or groups who differ in body mass. In weight-supported events, studies have indicated that mechanical efficiency, dependent on mechanical work (in $\text{J}\cdot\text{kg}^{-1}\cdot\text{m}^{-1}$), is clearly an important predictor of endurance running performance.

Studies have demonstrated that allometric scaling can improve the relationship between running efficiency and performance, but the relationship between mechanical work and performance has not yet been reported in scientific literature. This study revealed that mechanical work may predict recreational long-distance performance and an allometric model may improve this prediction, suggesting that the use of allometric scaling is limited according to the aerobic capacity or morphofunctional parameters of an individual. Strategies for improving or predicting endurance running performance are yet to be developed, although it appears that allometric scales may be a common element that improves this prediction for recreational long-distance runners.

Practical Application

Differences in body mass account for almost 70% of the differences observed in $\text{VO}_{2\text{max}}$ and

running efficiency in recreational runners. Generally measured per unit mass basis, it reduces the obvious disparities that will be observed in runners of differing total body mass. However, while expressing $\text{VO}_{2\text{max}}$ or running efficiency on a per unit weight basis will control for differences in total body mass, it does not eliminate the differences in body composition, demonstrates that an indiscriminate use of kg^{-1} is inappropriate to compare subjects with different body characteristics. The findings of the current study demonstrate that the allometric model is a good method to determine and compare the endurance performance prediction in recreational endurance runners; an alternative, simple and interesting method that can improve the effectiveness of aerobic training.

Acknowledgments

CAPES/Brazil supported this study (N° 7136/12-9)

References

- Alexander RM, Bennet-Clark HC. Storage of elastic strain energy in muscle and other tissues. *Nature*, 1977; 265: 114-117
- Bergh U, Sjodin B, Forsberg A, Svedenhag J. The relationship between body mass and oxygen uptake during running in humans. *Med Sci Sports Exerc*, 1991; 23: 205-211
- Biewener AA. Scaling body support in mammals: limb posture and muscle mechanics. *Science*, 1989; 245: 45-48
- Biewener AA, Farley CT, Roberts TJ, Temaner M. Muscle mechanical advantage of human walking and running: implications for energy cost. *J Appl Physiol*, 2004; 97: 2266-2274
- Blickhan R. The spring-mass model for running and hopping. *J Biomech*, 1989; 22: 1217-1227
- Brisswalter J, Legros P, Durand M. Running economy, preferred step length correlated to body dimensions in elite middle distance runners. *J Sports Med Phys Fitness*, 1996; 36: 7-15
- Bullimore SR, Burn JF. Scaling of elastic energy storage in mammalian limb tendons: do small mammals really lose out? *Biol Lett*, 2005; 1: 57-59
- Cadore EL, Pinto RS, Alberton CL, Pinto SS, Lhullier FL, Tartaruga MP, Correa CS, Almeida AP, Silva EM, Laitano O, Krueel LF. Neuromuscular economy, strength, and endurance in healthy elderly men. *J Strength Cond Res*, 2011; 25: 997-1003
- Candau R, Belli A, Millet GY, Georges D, Barbier B, Rouillon JD. Energy cost and running mechanics during a treadmill run to voluntary exhaustion in humans. *Eur J Appl Physiol Occup Physiol*, 1998; 77: 479-485
- Cavagna GA. Symmetry and asymmetry in bouncing gaits. *Symmetry*, 2010; 2: 1270-1321
- Cavagna GA, Kaneko M. Mechanical work and efficiency in level walking and running. *J Physiol*, 1977; 268: 467-481

- Darveau CA, Suarez RK, Andrews RD, Hochachka PW. Allometric cascade as a unifying principle of body mass effects on metabolism. *Nature*, 2002; 417: 166-170
- Figuroa PJ, Leite NJ, Barros RML. A flexible software for tracking of markers used in human motion analysis. *Comp Meth Prog Biomed*, 2003; 72: 155-165
- Foster C, Lucia A. Running economy: the forgotten factor in elite performance. *Sports Med*, 2007; 37: 316-319
- Howley ET, Bassett DR, Jr., Welch HG. Criteria for maximal oxygen uptake: review and commentary. *Med Sci Sports Exerc*, 1995; 27: 1292-1301
- Ingham SA, Whyte GP, Pedlar C, Bailey DM, Dunman N, Nevill AM. Determinants of 800-m and 1500-m running performance using allometric models. *Med Sci Sports Exerc*, 2008; 40: 345-350
- Jensen K, Johansen L, Secher NH. Influence of body mass on maximal oxygen uptake: effect of sample size. *Eur J Appl Physiol*, 2001; 84: 201-205
- Kleiber M. Body size and metabolic rate. *Physiol Rev*, 1947; 27: 511-541
- Markovic G, Vucetic V, Nevill AM. Scaling behaviour of VO₂ in athletes and untrained individuals. *Ann Hum Biol*, 2007; 34: 315-328
- Minetti AE, Ardigo LP, Saibene F. Mechanical determinants of the minimum energy cost of gradient running in humans. *J Exp Biol*, 1994; 195: 211-225
- Minetti AE, Capelli C, Zamparo P, di Prampero PE, Saibene F. Effects of stride frequency on mechanical power and energy expenditure of walking. *Med Sci Sports Exerc*, 1995; 27: 1194-1202
- Nevill A, Rowland T, Goff D, Martel L, Ferrone L. Scaling or normalising maximum oxygen uptake to predict 1-mile run time in boys. *Eur J Appl Physiol*, 2004; 92: 285-288
- Roberts TJ, Marsh RL, Weyand PG, Taylor CR. Muscular force in running turkeys: the economy of minimizing work. *Science*, 1997; 275: 1113-1115
- Rubner M. Concerning the influence of body size on energy metabolism. *Z. Biol.*, 1883; 19: 536-562
- Saibene F, Minetti AE. Biomechanical and physiological aspects of legged locomotion in humans. *Eur J Appl Physiol*, 2003; 88: 297-316
- Saunders PU, Pyne DB, Telford RD, Hawley JA. Factors affecting running economy in trained distance runners. *Sports Med*, 2004; 34: 465-485
- Tartaruga MP, Medeiros MHd, Alberton CL, Cadore EL, Peyré-Tartaruga LA, Baptista RR, Kruel LFM. Application of the allometric scale for the submaximal oxygen uptake in runners and rowers. *Biol Sport.*, 2010; 27: 297-300
- Taylor CR, Heglund NC, Maloiy GM. Energetics and mechanics of terrestrial locomotion. I. Metabolic energy consumption as a function of speed and body size in birds and mammals. *J Exp Biol*, 1982; 97: 1-21
- Thorstensson A. Effects of moderate external loading on the aerobic demand of submaximal running in men and 10 year-old boys. *Eur J Appl Physiol Occup Physiol*, 1986; 55: 569-574
- West GB, Brown JH, Enquist BJ. A general model for the origin of allometric scaling laws in biology. *Science*, 1997; 276: 122-126
- Willems PA, Cavagna GA, Heglund NC. External, internal and total work in human locomotion. *J Exp Biol*, 1995; 198: 379-393

Corresponding Author:**Marcus Peikriszwili Tartaruga**Exercise Research Laboratory, Physical Education School, Federal University of Rio Grande do Sul
750th, Felizardo Street – Jardim Botânico, 90690-200 Porto Alegre/RS, Brazil

Phone: 00 55 51 33 08 58 17

E-mail address: mtartaruga@hotmail.com