



# CF<sub>3</sub>-substituted carbocations: underexploited intermediates with great potential in modern synthetic chemistry

Anthony J. Fernandes<sup>\*1</sup>, Armen Panossian<sup>1</sup>, Bastien Michelet<sup>2</sup>, Agnès Martin-Mingot<sup>2</sup>, Frédéric R. Leroux<sup>\*1</sup> and Sébastien Thibaudeau<sup>\*2</sup>

## Review

Open Access

### Address:

<sup>1</sup>Université de Strasbourg, Université de Haute-Alsace, CNRS, UMR 7042-LIMA, ECPM, 25 Rue Becquerel, 67087 Strasbourg, France and <sup>2</sup>Université de Poitiers, CNRS, IC2MP, UMR 7285, Equipe "Synthèse Organique", 4 Rue Michel Brunet, 86073 Poitiers Cedex 9, France

### Email:

Anthony J. Fernandes<sup>\*</sup> - a.fernandes.chem@gmail.com;  
Frédéric R. Leroux<sup>\*</sup> - frederic.leroux@unistra.fr;  
Sébastien Thibaudeau<sup>\*</sup> - sebastien.thibaudeau@univ-poitiers.fr

\* Corresponding author

### Keywords:

carbocation; organic synthesis; superelectrophile; trifluoromethyl

*Beilstein J. Org. Chem.* **2021**, *17*, 343–378.

<https://doi.org/10.3762/bjoc.17.32>

Received: 21 October 2020

Accepted: 17 December 2020

Published: 03 February 2021

This article is part of the thematic issue "Organo-fluorine chemistry V".

Guest Editor: D. O'Hagan

© 2021 Fernandes et al.; licensee Beilstein-Institut.

License and terms: see end of document.

## Abstract

"The extraordinary instability of such an "ion" accounts for many of the peculiarities of organic reactions" – Franck C. Whitmore (1932). This statement from Whitmore came in a period where carbocations began to be considered as intermediates in reactions. Ninety years later, pointing at the strong knowledge acquired from the contributions of famous organic chemists, carbocations are very well known reaction intermediates. Among them, destabilized carbocations – carbocations substituted with electron-withdrawing groups – are, however, still predestined to be transient species and sometimes considered as exotic ones. Among them, the CF<sub>3</sub>-substituted carbocations, frequently suggested to be involved in synthetic transformations but rarely considered as affordable intermediates for synthetic purposes, have long been investigated. This review highlights recent and past reports focusing on their study and potential in modern synthetic transformations.

## Introduction

Carbocations are pivotal intermediates in organic chemistry, and carbocation-based synthetic chemistry continues to be a vital part of industrial and academic chemistry [1]. A countless number of carbocations have been generated and studied [2,3], and many famous organic chemists strongly participated in their development. Carbocations that are especially intriguing are the destabilized ones that have been elegantly reviewed over the

past years by Gassman, Tidwell, and Creary [4-6]. The so-called electron-deficient carbocations, i.e., carbocations substituted with electron-withdrawing groups, drive original reactions, and the most important one among these cations is probably the  $\alpha$ -(trifluoromethyl) carbocation. Many efforts are currently devoted to develop methods allowing the efficient insertion of fluorine atoms or fluorinated groups into organic

molecules [7-12]. The increasing demand for fluorinated scaffolds, due to the striking beneficial effects generally resulting from the introduction of these fluorinated motifs [13], also participated in this development. These fluorine effects are nowadays remarkably established in many domains, including medicinal, organic, and organometallic chemistry, catalysis, chemical biology, and material sciences [14-17]. In this context, deciphering the impact that can be exerted by the trifluoromethyl group on a cation and the associated consequences when facing the challenge of developing innovative synthetic methods are the subjects of this review.

## Review

Quantitative parameters accounting for the electron-donating or -withdrawing ability of substituents are of major importance in synthetic organic chemistry. The Hammett constant  $\sigma$  for a variety of substituents [18,19] and improved values, known as  $\sigma^+$ , furnished by Brown et al. [20,21] – some of which are listed in Table 1 for selected substituents – were developed towards this aim. Following this classification, the  $\text{CF}_3$  group is amongst the most electron-withdrawing substituents, with a  $\sigma_p^+$  value of +0.612 for the *para*-position.

**Table 1:** Selection of Hammett constant  $\sigma^+$  values for selected functional groups X, extracted from References [20,21].

X	$\sigma^+$	
	<i>meta</i>	<i>para</i>
NMe <sub>2</sub>	n.d.	-1.7
NH <sub>2</sub>	-0.16	-1.3
OH	+0.12 <sup>a</sup>	-0.92
OMe	+0.047	-0.778
CH <sub>3</sub>	-0.066	-0.311
SiMe <sub>3</sub>	+0.011	+0.021
Ph	+0.109	-0.179
H	0	0
SMe	+0.158	-0.604
F	+0.352	-0.073
Cl	+0.399	+0.114
Br	+0.405	+0.150
I	+0.359	+0.135
NMe <sub>3</sub> <sup>+</sup>	+0.359	+0.408
CO <sub>2</sub> Et	+0.366	+0.482
C(O)Me	+0.38 <sup>a</sup>	+0.50 <sup>a</sup>
<b>CF<sub>3</sub></b>	<b>+0.52</b>	<b>+0.612</b>
CN	+0.562	+0.659
NO <sub>2</sub>	+0.674	+0.790

<sup>a</sup> $\sigma$  values based on benzoic acid ionization.

However, as noted by Reynolds et al. [22,23], “the electronic effect of a substituent depends to a certain extent upon the elec-

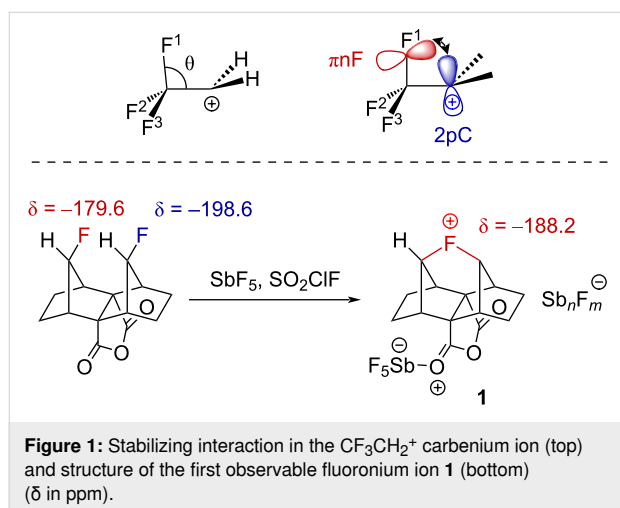
tron demand in the system to which it is attached”. Thus, despite the strong intrinsic electron-withdrawing character, the trifluoromethyl group was shown to modestly act as a  $\pi$ -electron donor when substituting a carbenium ion. Ab initio calculations were performed to account for the  $\pi$ -electron-donating ability of several substituents conjugated with carbocations (Table 2). It is noteworthy that amongst the several substituents studied, the  $\text{CF}_3$  group exhibits the lowest  $\pi$ -electron-donation ability in each investigated carbenium series, reflecting, as one could expect, the very poor stabilizing power by  $\pi$ -electron donation. A trend exists in the magnitude of the parameter according to the nature of the carbenium ions, which is in line with the carbenium ion stability (alkyl < allylic < benzylic). Thus, an increased  $\pi$ -electron transfer is present in the least-stabilized alkylcarbenium ions, in which a higher electronic contribution from neighboring substituents is required.

**Table 2:**  $\pi$ -Electron-transfer parameters from STO-3G calculations with optimized C–X bond length (established as  $\sum q_m$ , without unit) for substituents X in alkyl, allylic, and benzylic carbenium ions. Parameters for neutral phenyl derivatives are given for comparison. Negative values indicate  $\pi$ -electron donation by the substituent [22,23].

X				
NH <sub>2</sub>	-566	-434	-284	-115
OH	-486	-334	-202	-90
CH=CH <sub>2</sub>	-427	-243	-148	0
F	-353	-223	-134	-70
CN	-262	-105	-33	+21
CHO	-155	-77	-20	+27
CH <sub>3</sub>	-113	-58	-29	-8
NO <sub>2</sub>	-76	-36	-10	+19
<b>CF<sub>3</sub></b>	<b>-29</b>	<b>-15</b>	<b>-4</b>	<b>+10</b>
H	0	0	0	0

Detailed ab initio studies have been focused on the stability of the  $\text{CF}_3\text{CH}_2^+$  cation and provide pieces of thoughts on the origins of the stabilizing interactions in  $\alpha$ -(trifluoromethyl)carbenium ions. The optimization of the geometry for  $\text{CF}_3\text{CH}_2^+$  at the STO-3G level led to an energy minimum, in which one of the fluorine atoms is significantly closer to the positive carbon center (Figure 1, top,  $\theta = 101^\circ$ ) [24]. However, exactly the same structural distortion was calculated for the ethyl cation. Furthermore, the very small  $\pi$ -electron density calculated in the 2pC orbital of  $\text{CF}_3\text{CH}_2^+$  (0.04 electrons) led the authors to conclude that “there is no hyperconjugative stabilization by the  $\text{CF}_3$  group”. The presence of this attractive interaction should, how-

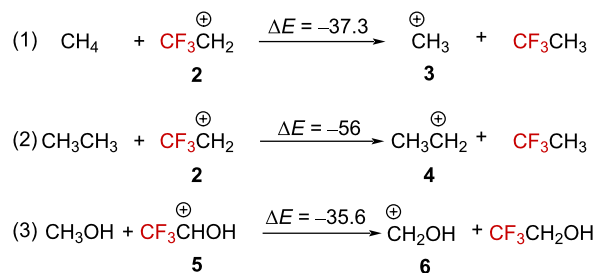
ever, not be discarded. Indeed, the quantitative PMO analysis at the 6-31G\* level allowed, by calculating fragment orbitals (FO), the identification of the nature of this attractive interaction [25]. The latter arose from a homoconjugation interaction ( $-5.3 \text{ kcal}\cdot\text{mol}^{-1}$ ) of one fluorine lone pair ( $\pi\text{F}$  FO) with the empty  $2\text{pC}$  orbital of the cationic carbon center (Figure 1, top). A second stabilizing interaction was also found and came from hyperconjugation of the  $\text{CF}_3$  substituent, involving interactions between the empty  $2\text{pC}$  orbital with the  $\pi\text{CF}_3$  FO ( $-5.2 \text{ kcal}\cdot\text{mol}^{-1}$ ). In 2018, spectroscopic evidence for the generation of the first observable fluoronium ion **1** by Letcka et al., which can be seen as a strong  $\text{nF} \rightarrow 2\text{pC}$  interaction (Wiberg bond order of 0.53 for each C–F bond), gave additional credit to these calculations (Figure 1, bottom) [26–28].



**Figure 1:** Stabilizing interaction in the  $\text{CF}_3\text{CH}_2^+$  carbenium ion (top) and structure of the first observable fluoronium ion **1** (bottom) ( $\delta$  in ppm).

The thermochemical data can also provide information on the effect of the  $\text{CF}_3$  group on the stability of the carbenium ions. Calculations of the isodesmic reactions (1), (2), and (3) demonstrate the overall destabilizing effect of  $\text{CF}_3$  compared to H or  $\text{CH}_3$  when directly attached to a carbenium ion (i.e.,  $\alpha$  position, Scheme 1) [5,29]. Even an oxonium ion appears to be significantly destabilized by the presence of the  $\text{CF}_3$  group. These data globally suggest, as one could expect, an electronic destabilizing effect of the  $\text{CF}_3$  group when attached closely to a carbenium ion. However, any strong  $\text{nF} \rightarrow 2\text{pC}$  interaction might also influence the overall stability of any system.

Any perspectives toward  $\text{CF}_3$ -containing carbocation-based synthesis must take this trend into account, especially studies on the specific  $\alpha$ -(trifluoromethyl)carbenium ions. This review aims to systematically relate the reported work in this field. For each part, a focus on a series of  $\alpha$ -(trifluoromethyl)carbenium ions differing in its chemical environment will be scrutinized. The chapter will summarize kinetic studies and concomitant theoretical investigations on the cations formation and stability

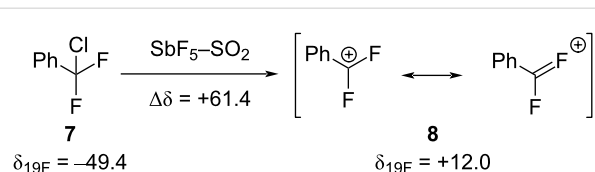


**Scheme 1:** Isodesmic equations accounting for the destabilizing effect of the  $\text{CF}_3$  group.  $\Delta E$  in  $\text{kcal}\cdot\text{mol}^{-1}$ , calculated at the 4-31G level.

data as well as synthetic perspectives offered by the studied carbenium ions. Any discussion of the results coming from the ionization of perfluorinated substrates will not be addressed in this review [30–33].

## Aryl-substituted trifluoromethylated carbenium ions

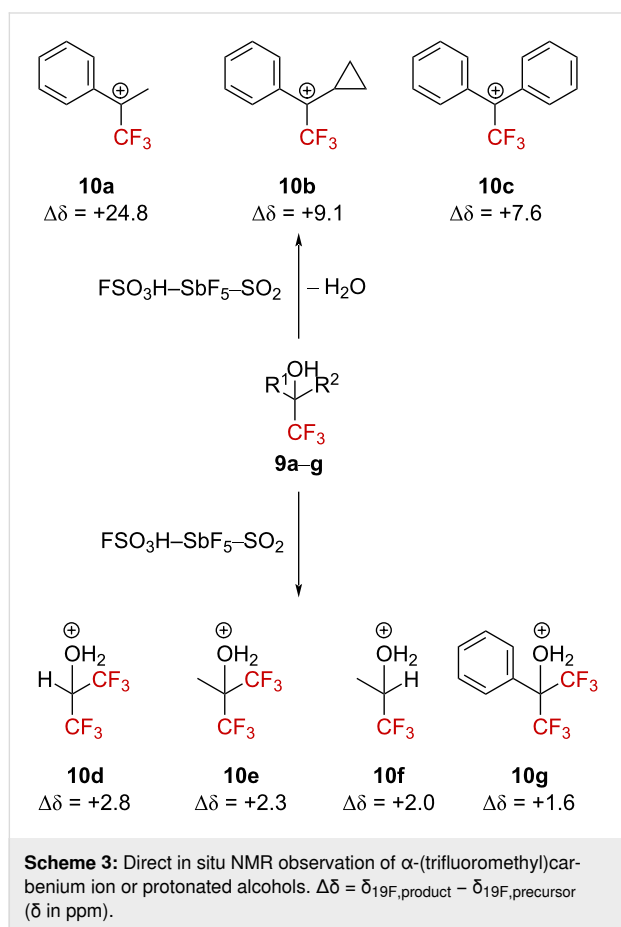
**$\alpha$ -(Trifluoromethyl)-substituted carbenium ions:** At the dawn of their outstanding studies on carbocation chemistry, Olah et al. empirically demonstrated that despite exhibiting the highest Pauling electronegativity, the fluorine atoms, when directly linked to a carbenium ion, can be engaged in significant resonance electron donation (Scheme 2) [34]. While stabilizing the positively charged carbon center via lone pair conjugation, the electron density at the fluorine atom decreases, and this phenomenon is shown by a large downfield shift in the  $^{19}\text{F}$  NMR spectrum of **8** compared to the neutral precursor **7**.



**Scheme 2:** Stabilizing effect of fluorine atoms by resonance electron donation in carbenium ions ( $\delta$  in ppm).

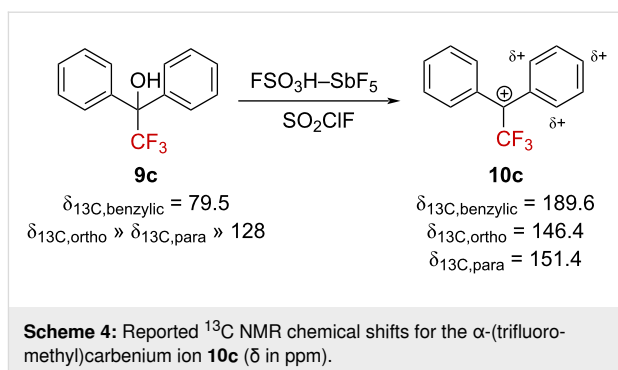
Following these studies on the evaluation of fluorine atom(s) substitution on cation behavior, Olah et al. then investigated the expected destabilizing effect resulting from the presence of fluorine atoms close to a carbenium ion [35]. Thus, Olah et al. envisioned the possibility to generate  $\alpha$ -(trifluoromethyl)carbenium ions, and this achievement led to the first direct observation of these species using low-temperature NMR experiments in situ [35]. In this study, the authors furnished spectroscopic evidence for the complete ionization of several  $\alpha$ -(trifluoromethyl) alcohol precursors **9a–c** in a superacidic  $\text{FSO}_3\text{H-SbF}_5\text{-SO}_2$  medium. They also brought experimental

$^{19}\text{F}$  NMR variation values up to  $\Delta\delta = +24.8$  ppm (Scheme 3). This suggests a partial stabilization of the cationic center by hyperconjugation and/or fluorine lone pair interaction, resulting in a certain degree of a positive charge of one fluorine atom. Interestingly, at least one phenyl substituent was required to allow the ionization of the starting alcohols into the corresponding carbenium ions. When the aromatic substituent was absent or upon installation of an additional  $\text{CF}_3$  group, only the corresponding protonated alcohols **10d–g** were observed.

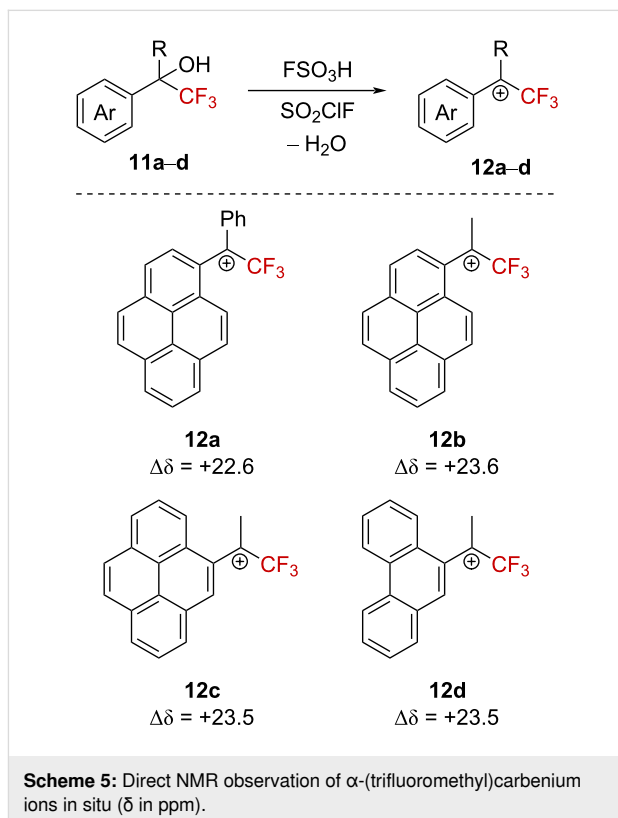


Olah et al. also reported the  $^{13}\text{C}$  NMR chemical shifts for carbenium ion **10c** upon ionization of the alcohol precursor **9c** in a superacid (Scheme 4) [36]. A large downfield shift was observed predominantly at the benzylic position ( $\Delta\delta_{^{13}\text{C}} = 110.1$  ppm), with minor impacts at the *ortho*- and *para*-positions ( $\Delta\delta_{^{13}\text{C}} \approx 20$  ppm) relative to the starting alcohol **9c** [37]. These variations are fully consistent with the presence of a positive charge located at the benzylic position, with only partial stabilization of the cationic center by the phenyl groups.

Similarly, Laali et al. observed significant  $^{19}\text{F}$  NMR downfield chemical shifts upon the formation of  $\alpha$ -(trifluoromethyl)pyrenylcarbenium- and  $\alpha$ -(trifluoromethyl)anthracenyl-

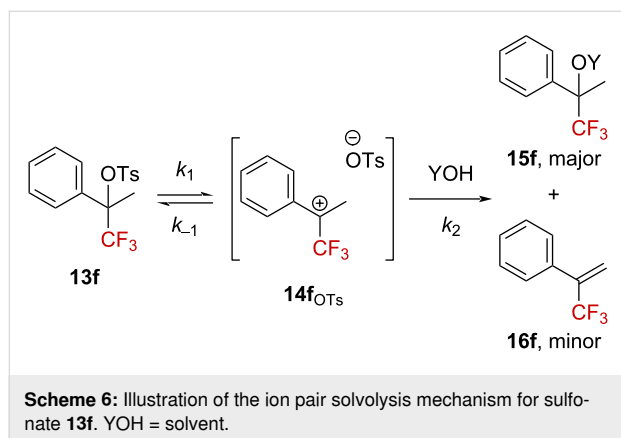


carbenium ions **12a–d** from the corresponding carbinols **11a–d** (Scheme 5) [38].



Tidwell et al. explored the influence of a  $\text{CF}_3$  group on the solvolysis reaction of various benzylic sulfonate derivatives [39,40]. They found a linear free-energy relationship between the solvolysis rate of sulfonate **13f** in different solvents compared to the one of 2-adamantyl tosylate, the latter being known to undergo solvolysis via the formation of a carbenium ion. Hence, the formation of a highly destabilized  $\alpha$ -(trifluoromethyl)carbenium ion **14f**<sub>OTs</sub> was established as the rate-limiting step in the solvolysis reactions of **13f** (Scheme 6). Furthermore, the authors determined a  $k_{\text{CH}_3}/k_{\text{CD}_3}$  ratio of 1.54, highlighting an isotopic effect consistent with a solvolysis

mechanism involving a carbenium ion ( $k_{\text{CH}_3}/k_{\text{CD}_3} = 1.48$  for 2-methyl-2-adamantyl tosylate). Also,  $k_{\text{H}}/k_{\text{CF}_3} = 2 \cdot 10^5$  was established, illustrating the retarding  $\alpha\text{-CF}_3$  effect in the production of a carbenium ion [41]. In the solvolysis reaction of **13f**, a mixture of the major product **15f**, resulting from solvent substitution, and the minor elimination product **16f** was observed. Further,  $^{14}\text{C}$  labeling experiments on **13f** confirmed that the formation of the ion pair **14f**<sub>OTs</sub> was a reversible process [42].



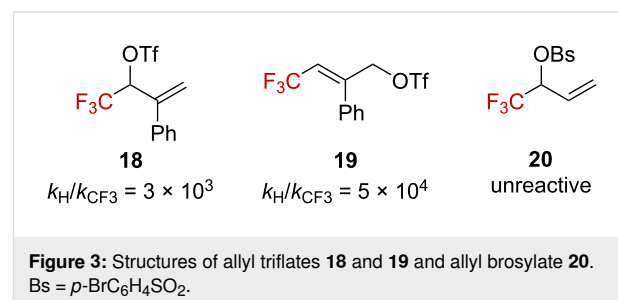
Later, Liu et al. explored the solvolysis of aryl derivatives **13a–i** to highlight the importance of the nature of the aromatic substituent on the solvolysis rate (Figure 2) [43]. As anticipated, a faster rate was observed for electron-donating groups, while electron-withdrawing groups slowed the process down. Plotting the Hammett–Brown correlation, established as  $\log(k) = f(\sigma^+)$ , gave a linear dependence of the rate with the  $\sigma^+$  parameters of the aryl substituents, with a behavior in agreement with the

		<b>13f</b>	<b>17</b>
		$k$ in $\text{s}^{-1}$ : $5.07 \times 10^{-5}$	$5.17 \times 10^{-4}$
		(TFE)	(TFE)
<b>13</b>	R <sup>1</sup> R <sup>2</sup>	$k$ in $\text{s}^{-1}$ (80% EtOH)	
<b>a</b>	H OMe	5.08	
<b>b</b>	H Ph	$1.38 \times 10^{-4}$	
<b>c</b>	H Me	$1.73 \times 10^{-4}$	
<b>d</b>	Me H	$2.10 \times 10^{-6}$	
<b>e</b>	H Cl	$4.56 \times 10^{-7}$	
<b>f</b>	H H	$7.57 \times 10^{-7}$	
<b>g</b>	Cl H	$4.48 \times 10^{-9}$	
<b>h</b>	H CF <sub>3</sub>	$1.27 \times 10^{-10}$	
<b>i</b>	CF <sub>3</sub> H	$2.57 \times 10^{-10}$	

**Figure 2:** Solvolysis rate for **13a–i** and **17**.

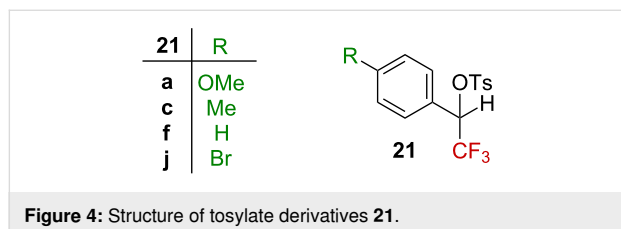
transient formation of a carbenium ion. The slope of the straight line,  $\rho^+ = -7.46$ , reflects the very high electron demand induced by the  $\text{CF}_3$  group. Remarkably, they found that  $\text{CF}_3$  deactivates to such an extent that benzylic tosylate **13f** was approximately 10 times less reactive than benzylic tosylate **17** (Figure 2, top). Similarly to the previous study, the Grunwald–Winstein plot [44] gave a linear free-energy relationship between the solvolysis rate for derivatives **13f** or **13g** and the solvent polarity parameter  $Y_{\text{OTs}}$  [45]. The solvent participation in the solvolysis of these tertiary benzylic tosylates was thus defined as “unimportant” by the authors.

Gassman and Harrington successfully measured the solvolysis kinetics of  $\text{CF}_3$ -substituted allylic triflates **18** and **19**, showing a significant solvolysis retardation with  $\text{CF}_3$ -substituted substrates (Figure 3) [46]. These results are in accordance with an earlier study that revealed that **20** was unreactive in acetone/ $\text{H}_2\text{O}$  70:30, even over a period of 35 days at  $50^\circ\text{C}$  [47].

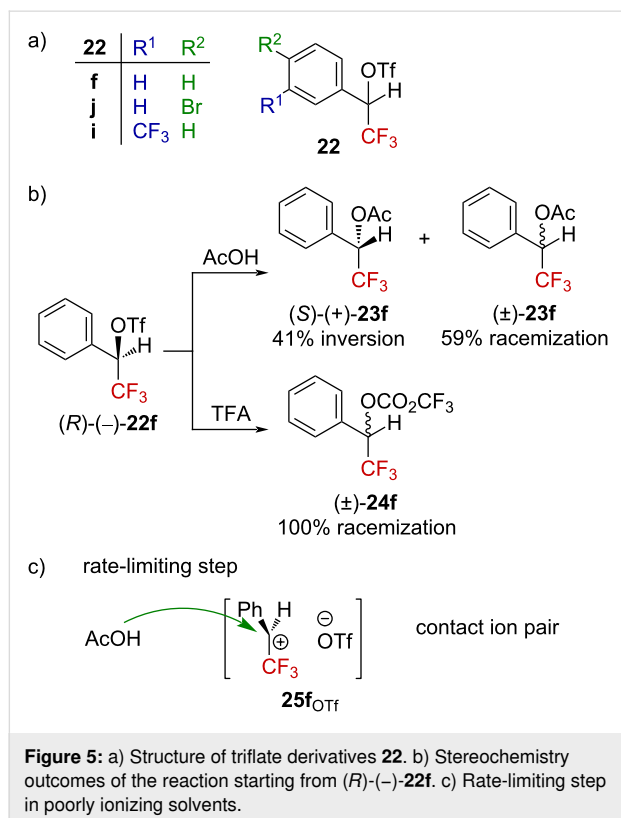


Encouraged by these preliminary results, Tidwell et al. envisioned the possibility to study the solvolysis reaction of secondary benzylic sulfonates [48]. In tertiary benzylic sulfonates [39,43], a linear free-energy relationship between the solvolysis rate for the secondary benzylic tosylates **21** (Figure 4) and  $Y_{\text{OTs}}$  was obtained. Similarly, the nature of the aromatic substituent influenced the solvolysis rate, with an observed acceleration for substrates adorned with electron donor substituents and a deceleration for those carrying electron-withdrawing substituents. The Hammett–Brown correlation gave a straight line, with  $\rho^+ = -10.1$  (80% EtOH,  $25^\circ\text{C}$ ), a significantly greater magnitude than for the tertiary derivatives ( $-7.46$ ), in agreement with the transient formation of a more destabilized carbenium ion (i.e., a secondary carbenium ion). They also noticed that the greatest magnitude of  $\rho^+$  was obtained in the most nucleophilic and less ionizing solvents, in agreement with an increased electron demand on the aromatic substituent in a poorly ionizing solvent. This also suggests that the positive charge is delocalized to a higher extent on the aromatic substituent for the secondary tosylates than for the tertiary ones. These data support the hypothesis that the transient formation of a carbenium ion is the rate-limiting step and the absence of significant solvent par-

tipication in the latter. Richard also conducted extensive studies on the impact of the nature of the leaving group (I, Br, OSO<sub>2</sub>R, etc.) and on the aryl substituents (NMe<sub>2</sub>, OMe, SMe, etc.) in the derivatives **21**, substituted with a secondary CF<sub>3</sub> group in the benzylic position, and reported similar conclusions [49,50].

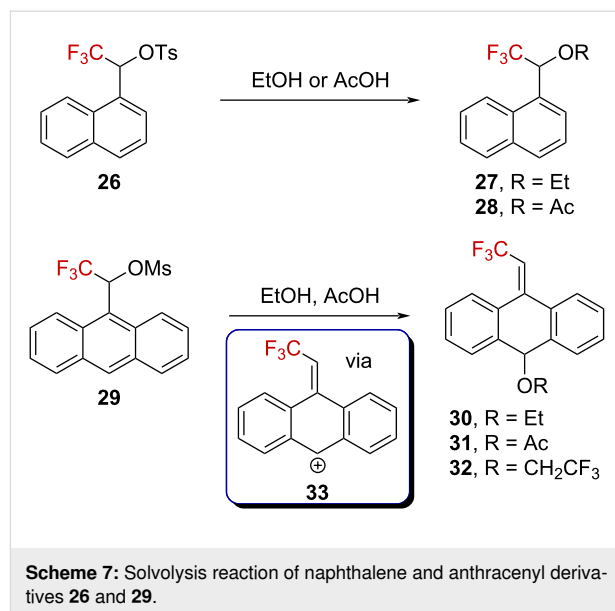


A different behavior emerged from triflate derivatives **22** (Figure 5a). In addition to their enhanced reactivity ( $k_{\text{Tf}}/k_{\text{Ts}} = 2 \times 10^4$ ), a nonlinear free-energy relationship between the solvolysis rate and  $Y_{\text{OTs}}$  was obtained, suggesting an important solvent participation in these cases. Further investigations on **22f** showed deuterium isotope effects in agreement with the transient formation of a carbenium ion. A solvent dependence of the  $k_{\text{H}}/k_{\text{D}}$  ratio was also noticed, with the higher ratios being obtained in the most ionizing and less nucleophilic solvents (i.e.,  $1.34 \pm 0.07$  in HFIP vs  $1.21 \pm 0.01$  in 80% EtOH). The subsequent solvolysis of enantioenriched triflate (*R*)-(-)-**22f** evidenced that in a poorly ionizing solvent, such as AcOH, solvol-



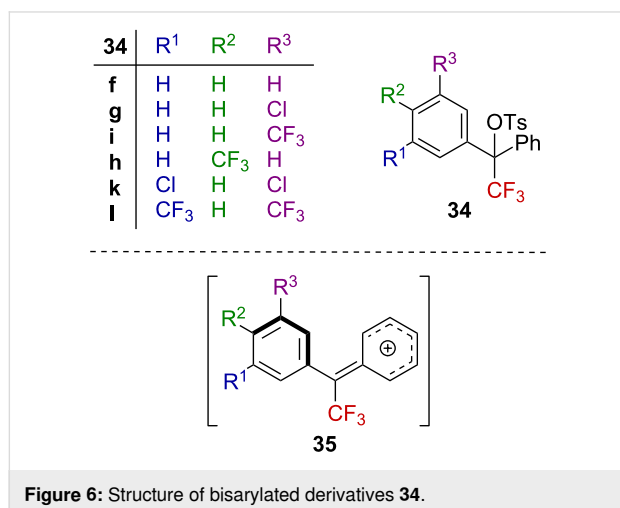
ysis occurred with 41% inversion (and 59% racemization, i.e., product **23f** was obtained with an enantiomeric ratio of ca. 70:30 in favor of the (*S*)-enantiomer), while complete racemization was observed in more ionizing TFA or HFIP as the solvent (Figure 5b) [48]. These observations are in agreement with a process generating a carbenium ion in highly ionizing solvents (TFA, HFIP, etc.) for the tosylates derivatives, and with the concomitant formation of a contact ion pair **25f**<sub>OTf</sub> favoring the S<sub>N</sub>2 process in less ionizing solvents (Figure 5c). Recent studies conducted by Moran et al. support the ionization via a S<sub>N</sub>1 process for trifluoromethylcarbinol derivatives related to **22** under TfOH–HFIP activation [51].

Tidwell et al. investigated CF<sub>3</sub>-containing naphthyl- and anthracenylsulfonate derivatives **26** and **29** [52]. They reported that while the solvolysis of **26** afforded the expected compounds **27** and **28**, that of **29** exclusively gave the ring-substituted products **30–32** (Scheme 7). A Grunwald–Winstein plot gave linear dependences of the solvolysis rate against  $Y_{\text{OTs}}$  in both cases, suggesting that the formation of the carbenium ions was the rate-limiting step. Thus, the formation of products **30–32** is best explained by a complete charge delocalization from an α-(trifluoromethyl)carbenium ion to anthracenylcarbenium ion **33**, with subsequent trapping of **33** by the solvent.

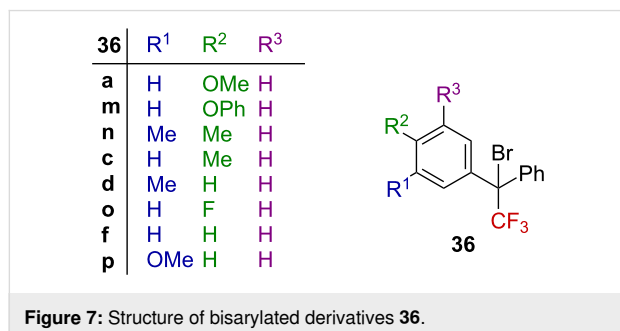


The solvolysis of the bisarylated α-CF<sub>3</sub>-substituted tosylates bearing electron-withdrawing substituents was investigated by Liu and Kuo [53]. The Hammett–Brown correlation considering derivatives **34** (Figure 6) gave a linear free-energy correlation with  $\rho^+ = -3.98$ , which is approximately half the value of those previously reported for the benzylic α-CF<sub>3</sub>-substituted tosylate derivatives **13** substituted by a methyl group (Figure 2)

[43,48]. The presence of the additional phenyl group, in addition to the CF<sub>3</sub> group, was suggested to induce a lower  $\rho^+$  value. This could be explained in terms of a twisted electron-poor aryl ring, which was not in the plane of the carbenium ion for stereoelectronic reasons. The cation is thus stabilized by the additional phenyl ring in **35** (Figure 6).

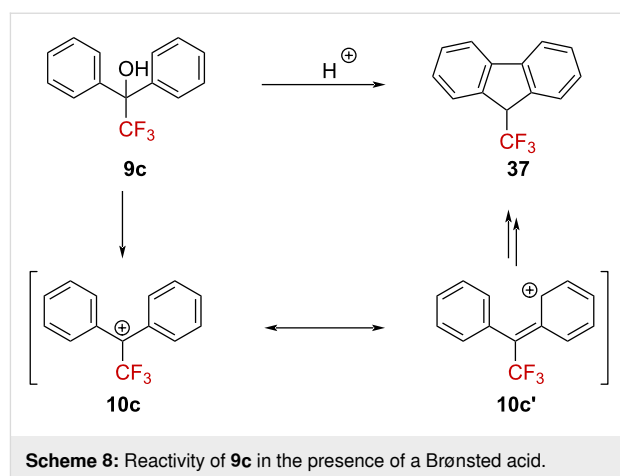


As an extension of the previous study, Liu et al. explored the solvolysis of tertiary, highly congested benzylic  $\alpha$ -CF<sub>3</sub>-substituted halides **36** (Figure 7) [54]. Similar to their previous results, they obtained straight lines upon plotting the Hammett–Brown or Yukawa–Tsuno correlations, with  $\rho^+$  values from  $-5.9$  to  $-7.4$ , depending on the solvent and on the chosen treatment. These values are close to those obtained from previous studies, suggesting a significant stabilization of the transient carbenium ion by the ring.

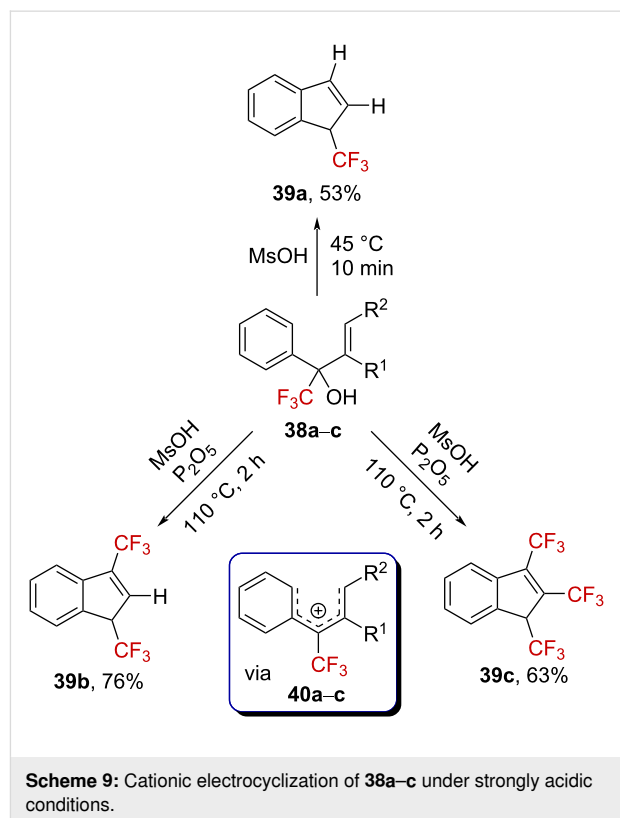


Early interest in bisarylated  $\alpha$ -CF<sub>3</sub>-substituted alcohols was shown by Cohen and Kaluszyner [55,56] and by Streitwieser et al. [57]. The cyclodehydration of **9c** occurs in polyphosphoric acid to afford fluorene **37** (Scheme 8) [57]. A mechanistic proposal invoking the initial generation of the  $\alpha$ -(trifluoromethyl)carbenium ion  $10c \leftrightarrow 10c'$  was mentioned by the authors [55,56]. Related studies on diphenyl derivative **9c** in a mixture

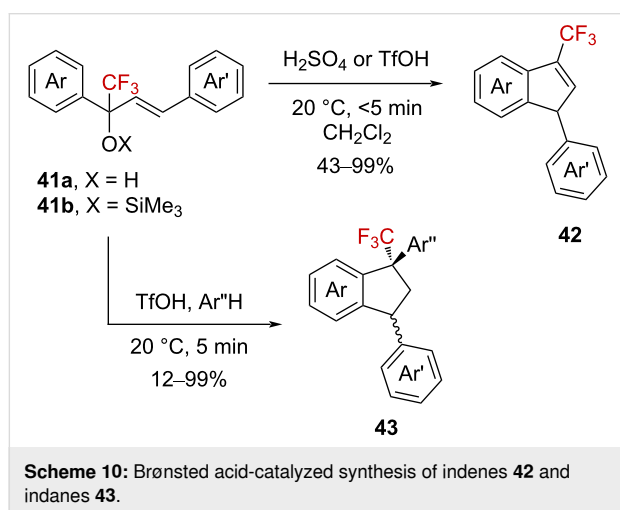
of H<sub>2</sub>SO<sub>4</sub> and chloroform also showed the formation of fluorene derivative **37** in 25% yield [58].



Exploiting this impact of the trifluoromethyl substituent in the cationic Nazarov electrocyclization, the synthesis of CF<sub>3</sub>-substituted indenenes **39a–c** from the  $\alpha$ -(trifluoromethyl)allyl-substituted benzyl alcohols **38a–c** in strong acids has been reported (Scheme 9) [59]. The significant rate retardation observed upon the addition of further CF<sub>3</sub> groups, illustrated by the need for harsh reaction conditions, strongly supports the formation of delocalized  $\alpha$ -(trifluoromethyl)carbenium ions **40a–c**.

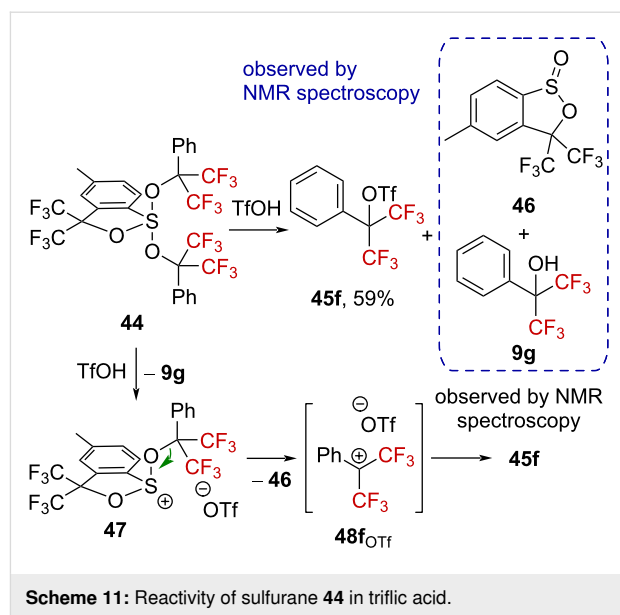


Vasilyev et al. also investigated this Nazarov electrocyclicization for the synthesis of indene derivatives. Thus, a variety of indenenes **42** could be readily obtained from  $\alpha$ -(trifluoromethyl)allyl-substituted benzyl alcohols **41a** or the corresponding silyl ethers **41b** upon the reaction in a dichloromethane solution of sulfuric acid or triflic acid [60,61]. The authors also reported that indenenes **42** could undergo a subsequent Friedel–Crafts alkylation when **41b** was reacted in the presence of an external aromatic partner Ar'H in pure triflic acid. Thus, a variety of  $\alpha$ -(trifluoromethyl) silyl ethers **41b** was converted into the corresponding indenanes **43** in low to high yields [62]. The *trans*-isomers were generally obtained as the major product (Scheme 10).

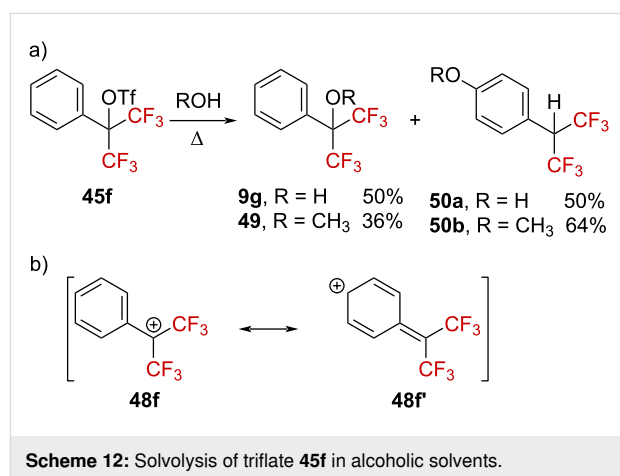


**Bis[ $\alpha$ -(trifluoromethyl)]-substituted carbenium ions:** More destabilized bis(trifluoromethyl)-substituted carbenium ions have also been suggested to exist as reaction intermediates. During their investigations on the reactivity of sulfuranes under acidic conditions, Martin et al. reported that sulfurane **44** reacts with triflic acid to provide alcohol **9g** and sultine **46**, according to  $^1\text{H}$  and  $^{19}\text{F}$  NMR assignments, and triflate **45f**, which was isolated after basic workup of the reaction (59% yield) [63]. Hence, protonation of **44** led to dialkoxysulfonium triflate **47** along with the release of alcohol **9g**. The subsequent formation of the excellent sultine leaving group **46** (assumed to be as good of a leaving group as  $\text{N}_2$ ) [63] is the driving force for the decomposition of **47**, generating collaterally bis(trifluoromethyl)-substituted carbenium ion intermediate  $48\text{f}_{\text{OTf}}$ . Finally, triflate **45f** is formed after ion pair recombination (Scheme 11). Similar experiments conducted with  $^{18}\text{O}$ -labeled **44** confirmed the proposed mechanism, including the transient formation of  $48\text{f}_{\text{OTf}}$ .

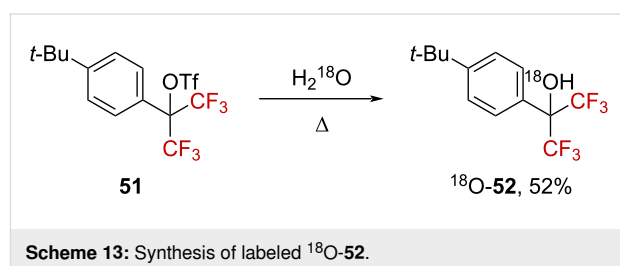
The solvolysis of triflate **45f** was explored next [63]. Heating **45f** in water or methanol resulted in the expected solvolyzed



products **9g** or **49** and the concomitant formation of **50a** or **50b** (Scheme 12a). A  $\text{S}_{\text{N}}1$  mechanism was thus suggested, with formation of the benzylic cation intermediate  $48\text{f} \leftrightarrow 48\text{f}'$ , stabilized by the phenyl group (Scheme 12b).



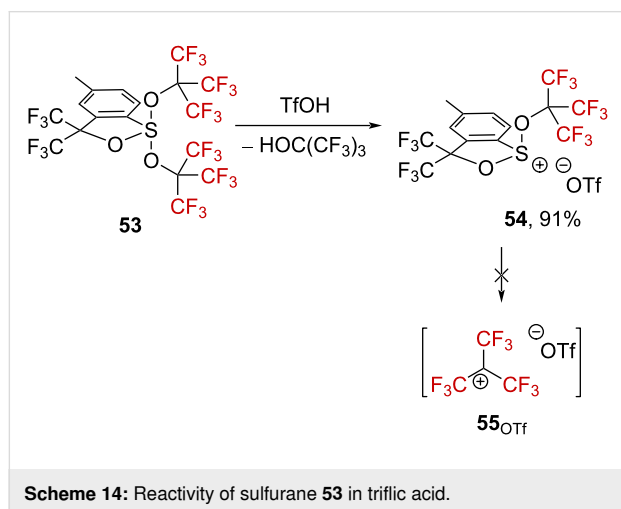
Substrate **51**, bearing a *tert*-butyl group in the *para*-position, was also submitted to solvolysis in labeled  $\text{H}_2^{18}\text{O}$ , generating the labeled benzylic alcohol  $^{18}\text{O}$ -**52** (Scheme 13). The solvol-



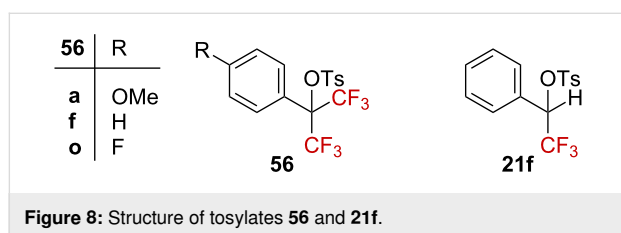


ysis of **51** was found to be much faster than that of **45f** by at least a factor of 10, encouraging the authors to suggest “a transition state resembling **48f** in the rate-limiting step”.

Sulfurane **53**, bearing  $\text{OC}(\text{CF}_3)_3$  groups, was also treated with triflic acid, affording dialkylsulfonium species **54** in 91% yield along with perfluoro-*tert*-butyl alcohol (Scheme 14) [63]. No further decomposition was observed in this case, suggesting that the especially challenging perfluoro-*tert*-butylcarbenium ion **55** cannot be generated.

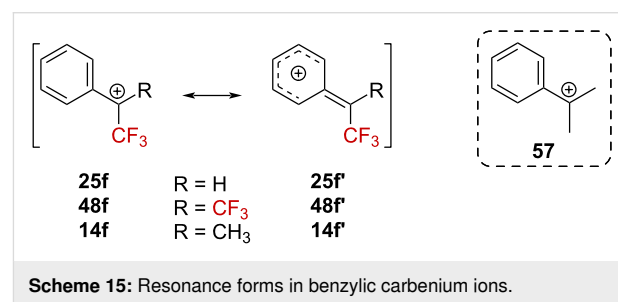


Highly deactivated bis(trifluoromethyl)-substituted carbenium ions and their precursors were also explored in detail by Tidwell et al. [64–66] and Richard et al. [67] in solvolysis studies of di(trifluoromethyl)-substituted tosylates **56** in comparison to the monosubstituted analogue **21f** (Figure 8). A linear free-energy relationship was found upon plotting the solvolysis rate against  $Y_{\text{OTs}}$  and  $\rho^+ = -10.7$  (TFA) for the Hammett–Brown correlation. The linear dependence of the rate on the solvent ionizing power, in addition to the strong effect of the substituents on the reactivity, are in agreement with the conclusions of Martin et al. [63] as they strongly support the formation of a bis(trifluoromethyl)-substituted carbenium ion **48**.



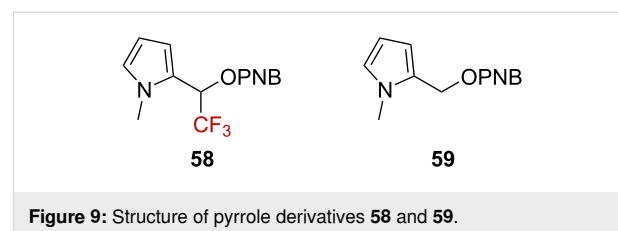
Surprisingly, a relatively low kinetic effect ( $k_{\text{H}}/k_{\text{CF}_3} = 54$ , in TFA) was observed by comparing the solvolysis rate of tosylates **21f** and **56f**. For *p*-OMe derivatives **21a** and **56a**,

$k_{\text{H}}/k_{\text{CF}_3} = 2.5$  (HFIP) was obtained. These ratios are very small compared to typical  $k_{\text{H}}/k_{\text{CF}_3}$  ratios in the  $10^4$ – $10^7$  range [39–41,43,48,68]. Thus, while introducing one  $\text{CF}_3$  group dramatically alters the reactivity, an additional  $\text{CF}_3$  group does not seem to significantly impact the reactivity any further. The hypothesis of a ground-state strain release to explain this behavior was discarded as an analysis of the structures of **56f**, **13f**, and **21f** by X-ray diffraction crystallography revealed similar bond angle distortions [64,65]. A considerable delocalization of the positive charge in the aryl ring was therefore suggested (Scheme 15): in the dominant resonance form **25f'**, **48f'**, or **14f'**, the  $\alpha$ -substituent (i.e., H,  $\text{CH}_3$ , or  $\text{CF}_3$ ) would have a poor impact. Gas phase calculations by Tsuno et al. provided evidence for the significantly increased resonance stabilization contribution in  $\mathbf{14f} \leftrightarrow \mathbf{14f'}$  ( $r = 1.4$ ) relative to the *t*-cumyl cation **57** ( $r = 1.0$ ) [69].



### $\alpha$ -(Trifluoromethyl)heteroarylcarbenium ions

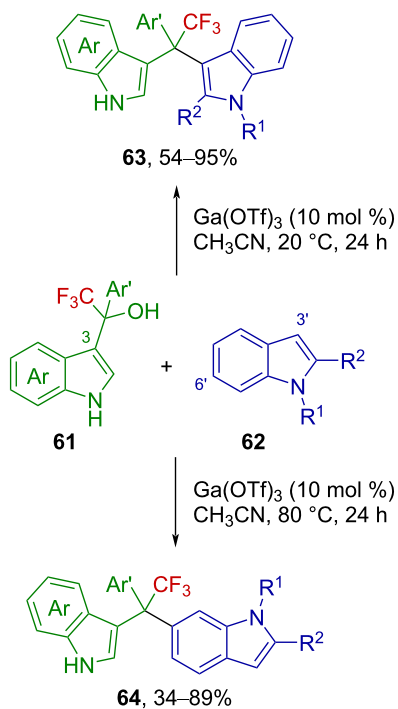
The presence of a strong electron-donating substituent could compensate the extreme deactivating power of the  $\text{CF}_3$  group, favoring a further exploitation for synthetic purposes. In this context, Tidwell and Kwong-Chip compared the solvolysis of *N*-methylpyrrole **58** to **59** (Figure 9) [70].



A very similar rate was determined for **58** and **59**, with  $k_{\text{CF}_3} = 4.40 \times 10^{-4} \text{ s}^{-1}$  and  $k_{\text{H}} = 1.84 \times 10^{-2} \text{ s}^{-1}$ , respectively, providing a rate ratio of  $k_{\text{H}}/k_{\text{CF}_3} = 41.8$ . Plotting the solvolysis rate of **58** against  $Y_{\text{OTs}}$  led to a linear free-energy relationship supporting the rate-limiting formation of a carbenium ion **60**. The small  $k_{\text{H}}/k_{\text{CF}_3}$  ratio suggests here that the positive charge is highly delocalized in the pyrrole ring and should be regarded as a pyrrolium ion **60'** rather than an  $\alpha$ -(trifluoromethyl)carbenium ion **60** (Scheme 16).

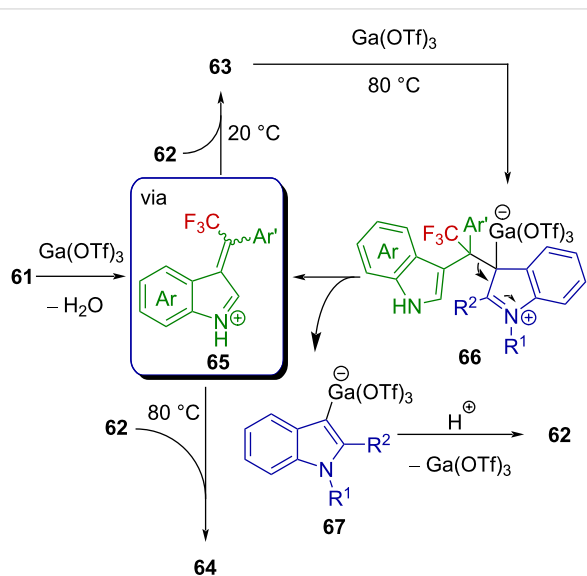
Scheme 16: Resonance structure  $60 \leftrightarrow 60'$ .

Similarly, trifluoromethyl-substituted indolium ions were invoked as intermediates in the recently reported gallium-catalyzed synthesis of unsymmetrical  $\text{CF}_3$ -substituted 3,3'- and 3,6'-bis(indolyl)methanes from trifluoromethylated 3-indolylmethanols [71]. Alcohol **61** reacts with indole **62** to provide a product **63** or **64**, depending on the temperature (Scheme 17).

Scheme 17:  $\text{Ga}(\text{OTf})_3$ -catalyzed synthesis of 3,3'- and 3,6'-bis(indolyl)methane from trifluoromethylated 3-indolylmethanols.

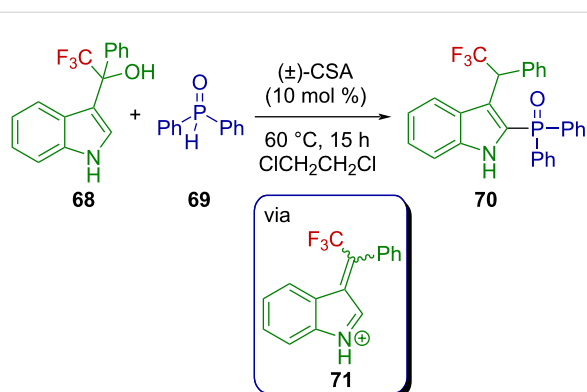
The authors suggested that an indolium ion **65** is produced from the activation of **61** with  $\text{Ga}(\text{OTf})_3$  and reacts with **62** in a Friedel–Crafts reaction to afford **63** (Scheme 18). Further control experiments showed that derivatives **63** were not stable at  $80^\circ\text{C}$  under the reaction conditions and isomerized to furnish **64**. Based on these observations, the authors proposed that upon heating,  $\text{Ga}(\text{OTf})_3$  reacts with **63** to release an indolium ion **65** and forms an organogallium species **67** via intermediate **66**, which, after protodemetalation, releases indole **62** and regener-

ates the catalyst. The retro-Friedel–Crafts reaction at  $80^\circ\text{C}$  at the indole C3-position thus allows the progressive conversion of the starting material into the C6-derivative **64** (Scheme 18).



Scheme 18: Proposed reaction mechanism.

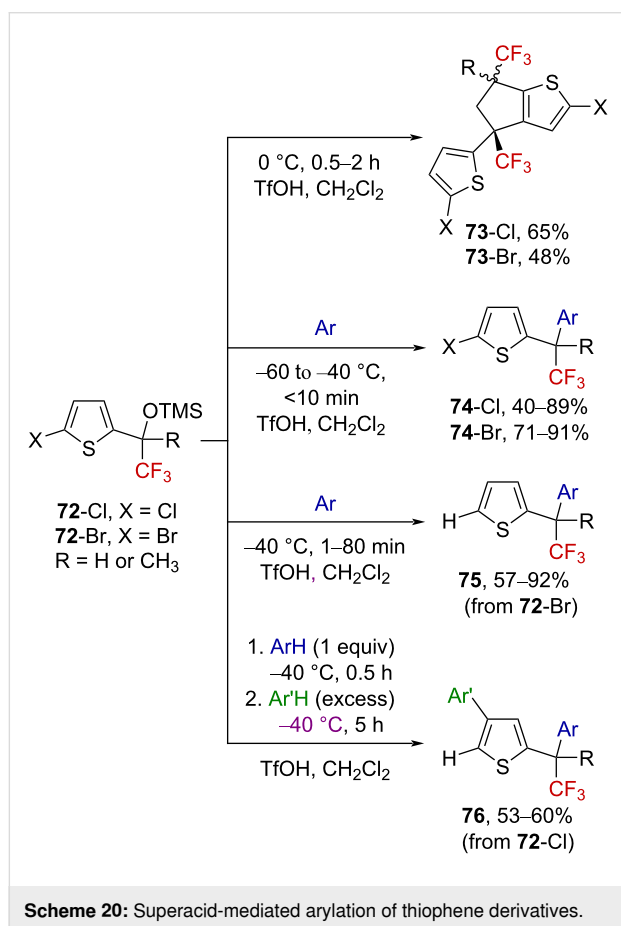
Chen et al. reported the synthesis of C2-phosphorylated indoles via 1,2-phosphorylation of 3-indolylmethanols with *H*-phosphine oxides or *H*-phosphonates under Brønsted acid activation [72]. The scope of the reaction includes one example of a  $\text{CF}_3$ -substituted 3-indolylmethanol, **68**, which is efficiently phosphorylated by **69** in the presence of a catalytic amount of camphor sulfonic acid (CSA) at  $60^\circ\text{C}$ , affording **70**. The authors suggested the transient formation of an analogous indolium ion **71** (Scheme 19).



Scheme 19: Metal-free 1,2-phosphorylation of 3-indolylmethanols.

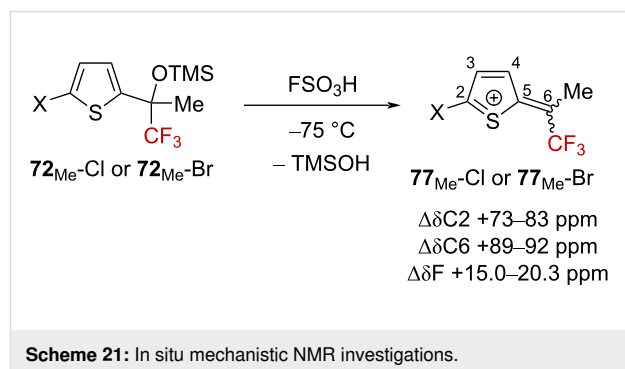
Very recently, Vasilyev and Khoroshilova investigated the superacid-promoted activation of  $\alpha$ -(trifluoromethyl) silyl ethers

exhibiting a thiophene core [73]. At 0 °C, thiophenes **72**-Cl and **72**-Br undergo electrophilic dimerization, affording a mixture of **73**-Cl and **73**-Br (Scheme 20). When the reaction was cooled to  $-60\text{ °C} < T < -40\text{ °C}$  in the presence of aromatic nucleophiles, thiophenes **72**-Cl and **72**-Br could be converted into **74**-Cl and **74**-Br derivatives via a side-chain arylation reaction. When the reaction was conducted at  $-40\text{ °C}$ , the reactivity was shown to be governed by the nature of the halogen atom. For the brominated derivatives **72**-Br, the corresponding side-chain arylation reaction occurred at  $-60\text{ °C}$ , but a further hydrodehalogenation led to the bromine-free derivatives **75**. For the chlorinated derivatives **72**-Cl, a similar side-chain arylation–hydrodehalogenation sequence occurred, but an additional Friedel–Crafts arylation at the C4-position led to derivatives **76**. In this latter case, a two-step one-pot process was developed in order to access derivatives bearing two different aromatic rings.



Mechanistic investigations were then undertaken by in situ low-temperature NMR experiments, allowing the observation of thiophenium ions **77**<sub>Me</sub>-Cl and **77**<sub>Me</sub>-Br (Scheme 21). <sup>19</sup>F NMR analysis showed significant downfield shifts for the signal of the CF<sub>3</sub> group compared to the neutral precursors, characteristic of  $\alpha$ -(trifluoromethyl)carbenium ions. However, and as ex-

pected, the <sup>13</sup>C NMR spectra showed considerable downfield shifts for the carbon atoms C2 and C6, suggesting a highly delocalized positive charge in the heteroaromatic ring as depicted below.



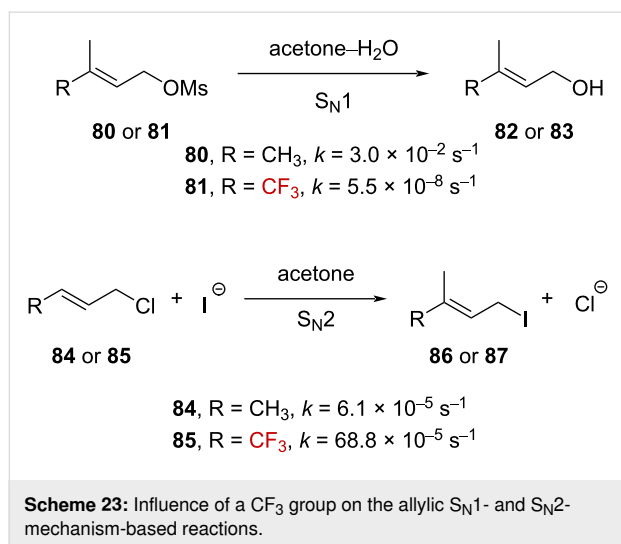
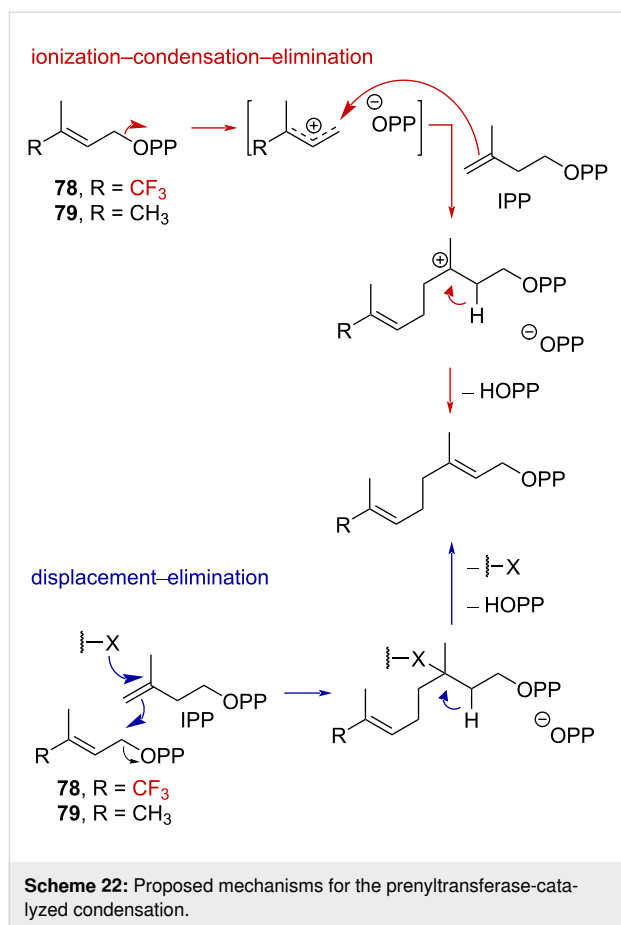
### $\alpha$ -(Trifluoromethyl)allylcarbenium ions

In 1976, Poulter et al. exploited the powerful electron-withdrawing effect of the CF<sub>3</sub> group to elucidate the prenyltransferase-catalyzed condensation mechanism [74,75]. The authors envisioned that substituting a methyl group in isopentenyl pyrophosphate (IPP) by a CF<sub>3</sub> group (Scheme 22, **79** → **78**) should greatly reduce the reaction rate in the case of an ionization–condensation–elimination mechanism, while a small acceleration should be observed in the case of a displacement–elimination mechanism.

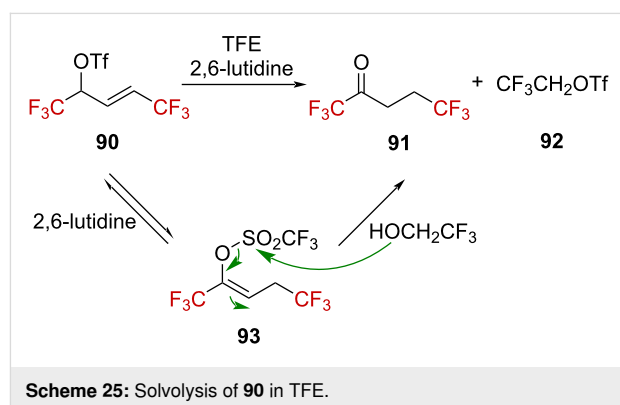
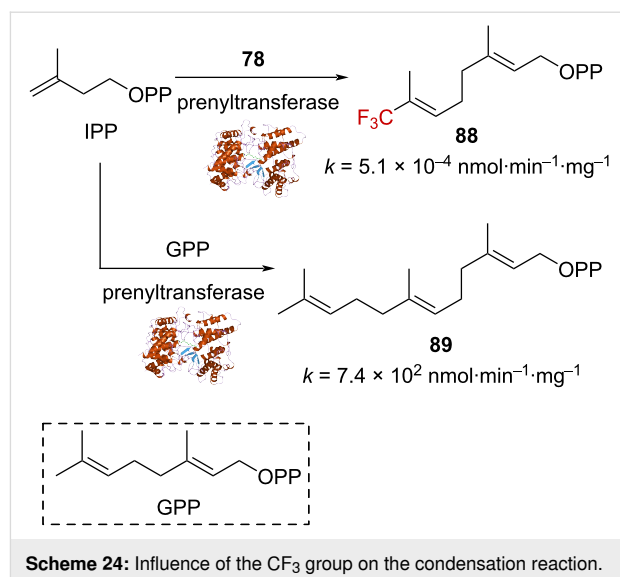
Promising results were first obtained during investigations conducted on CF<sub>3</sub>-substituted derivatives in S<sub>N</sub>1- and S<sub>N</sub>2-mechanism-based reactions (Scheme 23). A profound retardation effect for the solvolysis of **81** in acetone–H<sub>2</sub>O (S<sub>N</sub>1) with  $k_{\text{CH}_3}/k_{\text{CF}_3} = 5.4 \times 10^5$  was observed, while **85** promoted the Finkelstein reaction (S<sub>N</sub>2) about 11 times faster than **84** ( $k_{\text{CH}_3}/k_{\text{CF}_3} = 8.9 \times 10^{-2}$ , Scheme 23). This is the result of a destabilized cationic intermediate in the first case and a stabilized negatively charged transition state in the second.

When **78** was incubated in the presence of IPP and the enzyme prenyltransferase, a rate of  $5.1 \times 10^{-4}\text{ nmol}\cdot\text{min}^{-1}\cdot\text{mg}^{-1}$  was measured for the condensation reaction (Scheme 24), which is to be compared to a value of  $7.4 \times 10^2\text{ nmol}\cdot\text{min}^{-1}\cdot\text{mg}^{-1}$  observed for the condensation involving IPP and geranyl pyrophosphate (GPP). **78** was  $1.5 \times 10^6$  times less reactive than geranyl pyrophosphate, allowing to conclude that the condensation mechanism involving prenyltransferase as a catalyst occurs via an ionization–condensation–elimination sequence.

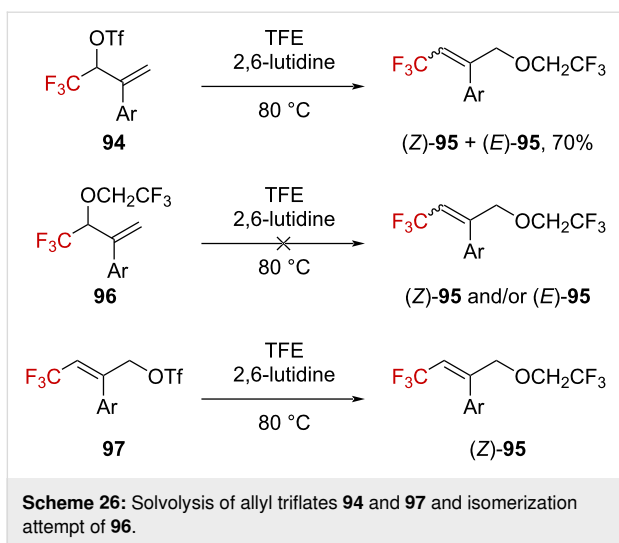
As suggested by the aforementioned studies,  $\alpha$ -(trifluoromethyl)-substituted allylic carbenium ions could exist in solution. The solvolysis of CF<sub>3</sub>-substituted allyl sulfonates was thus



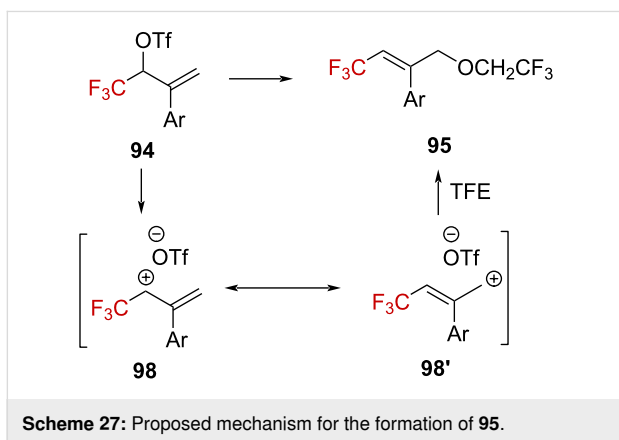
thoroughly examined by Gassmann and Harrington [76]. The solvolysis of doubly CF<sub>3</sub>-deactivated **90** in trifluoroethanol (TFE) required the presence of 2,6-lutidine, leading to ketone **91** and triflate **92**. This observation suggests that lutidine allows the isomerization of **90** into **93**, followed by a nucleophilic attack of the solvent at the sulfur atom (Scheme 25).



The reactivity of analogous monotrifluoromethyl-substituted allyl derivatives **94**, bearing an aryl group in the vinylic position was also explored (Scheme 26). Trifluoroethanolysis of secondary triflate **94** gave a mixture of (*Z*)-**95** and (*E*)-**95** in a combined 70% yield, with an *E/Z* ratio of 17:83–8:92, depending on the nature of the aryl substituent (*p*-OMe or *p*-Cl, respectively). It is worth noting that the formation of S<sub>N</sub>2 product **96** was not observed. Similar observations have been reported by Langlois et al. [77]. In order to get some insights into the mechanism, derivative **96** was synthesized and subjected to solvolysis. However, this compound was found to be stable under the reaction conditions [52]. When primary triflate **97** was subjected to solvolysis, the expected product (*Z*)-**95** was obtained, and the rate was 50–100 times faster than when starting from **94**. The Hammett–Brown correlation gave a poor dependence of the rate on the nature of the aryl substituent, and thus suggesting that the aryl group does not participate in the positive-charge stabilization. Finally, the Grunwald–Winstein plot gave a linear free-energy relationship between the rate and *Y*<sub>OTs</sub>, supporting the formation of a carbenium ion.

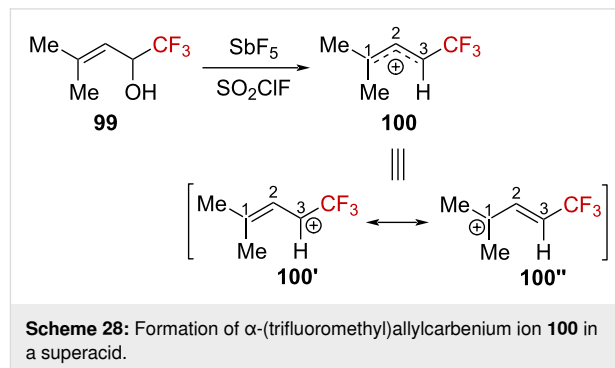


From these observations, the authors concluded that **94** dissociates into an ion pair **98** in the rate-limiting step, in which the delocalized positive charge is highly concentrated in the  $\gamma$ -CF<sub>3</sub> position (see **98'**), which is the electronically and sterically privileged position for the solvent approach, to subsequently give **95** (Scheme 27).



Prakash et al. also investigated the formation of  $\alpha$ -(trifluoromethyl)allylcarbenium ions from alcohol precursors in a superacid [78]. When allylic alcohol **99** was ionized with SbF<sub>5</sub> in SO<sub>2</sub>ClF at  $-78$  °C, the corresponding  $\alpha$ -(trifluoromethyl)allylcarbenium ion **100** was formed. The carbons atoms C1 and C2 exhibited very different chemical shifts,  $\delta_{C1} = 157$  ppm and  $\delta_{C2} = 290$  ppm, which are to be compared to the nontrifluoromethylated analogue ( $\delta_{C1} = 206$  ppm and  $\delta_{C2} = 251.8$  ppm). The authors suggested that “the positive charge is more unevenly localized in the cation” **100**, with the resonance form **100''** contributing significantly more than **100'** (Scheme 28). This unsymmetrical delocalized structure in carbenium compound **100** was also confirmed by DFT calculations at the

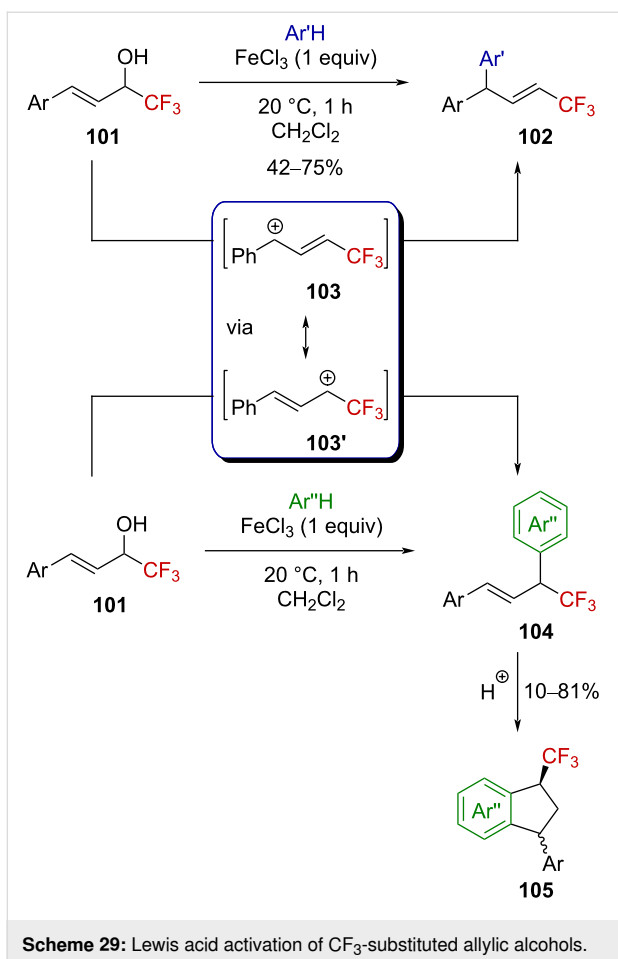
B3LYP/6-31G\* level, with a C2–C3 bond considerably shorter than the C1–C2 bond, with  $d_{C2-C3} = 1.359$  Å and  $d_{C1-C2} = 1.427$  Å.



More recently, Vasilyev et al. reported that Lewis acid activation of  $\alpha$ -(trifluoromethyl)allyl alcohol **101** allowed the transient formation of the corresponding  $\alpha$ -(trifluoromethyl)allylcarbenium ion **103**  $\leftrightarrow$  **103'**, the resonance form **103** of which could be trapped with arenes to afford (trifluoromethyl)vinyl-substituted derivatives **102** (Scheme 29) [79,80]. It was also suggested that the resonance form **103'** has a nonnegligible contribution as this  $\alpha$ -(trifluoromethyl)allylcarbenium ion could be trapped by some electron rich arenes (i.e., xylene, cumene, etc.). The products **104** further react to afford indanes **105** after hydroarylation. A closely related study on dibrominated allylic  $\alpha$ -(trifluoromethyl) alcohols also invoked the transient formation of allylic carbenium ions, such as **103** [81].

### $\alpha$ -(Trifluoromethyl)alkynylcarbenium ions

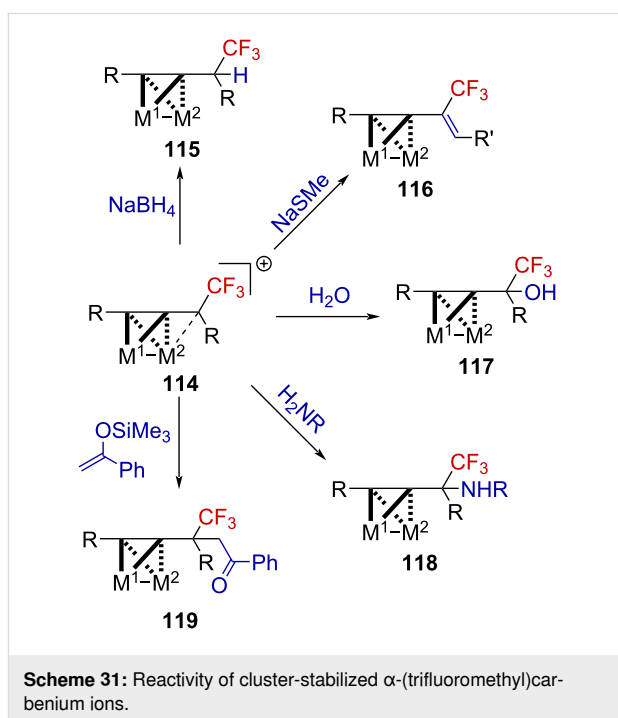
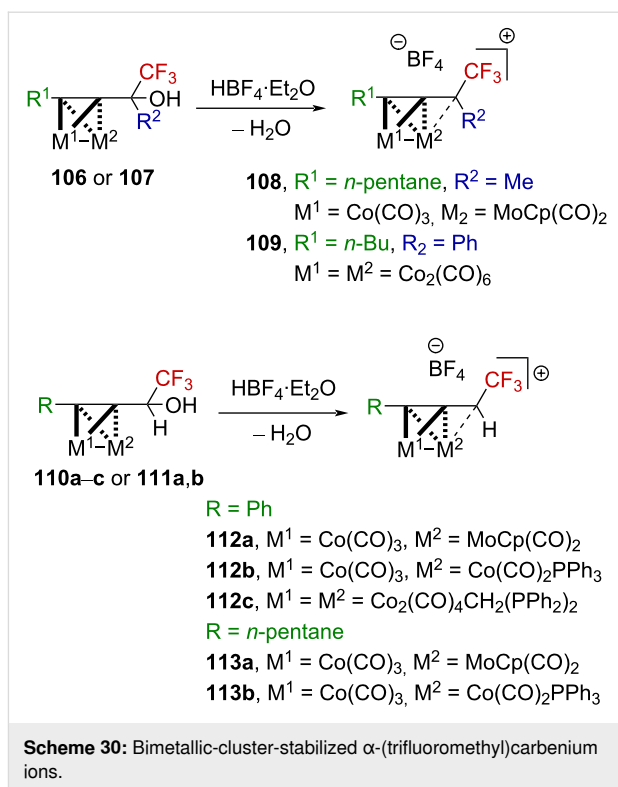
It has been reported that the complex of Co<sub>2</sub>(CO)<sub>6</sub> and propargyl alcohols allows the facile generation of the corresponding propargylium ions (Nicholas reaction) in a relatively strong acidic medium (i.e., TFA, BF<sub>3</sub>·Et<sub>2</sub>O, etc.). These cobalt-cluster-stabilized propargylium ions exhibit a surprisingly high thermodynamic stability, comparable to that of triarylmethylcarbenium ions and are readily observable by NMR spectroscopy or isolable as salts with relatively weakly coordinating anions (BF<sub>4</sub><sup>−</sup>, PF<sub>6</sub><sup>−</sup>, etc.) [82]. In this context, Gruselle et al. exploited the strong stabilization provided by Co–Co and Co–Mo bimetallic clusters to generate  $\alpha$ -(trifluoromethyl)propargylium ions (Scheme 30). While the tertiary carbenium ion **108** was isolable as a solid [83,84], the tertiary carbenium ion **109** and the secondary derivatives **112a–c** and **113a,b** afforded oils. The secondary derivatives were much more sensitive in spite of the use of electron-rich Co–Mo clusters and could only be characterized by NMR and IR spectroscopy [85]. Upon ionization, the change in the electronic density is directly reflected by the downfield shift of the <sup>19</sup>F NMR chemical shift of the CF<sub>3</sub> group but also by a CO shift to a higher frequency. As a



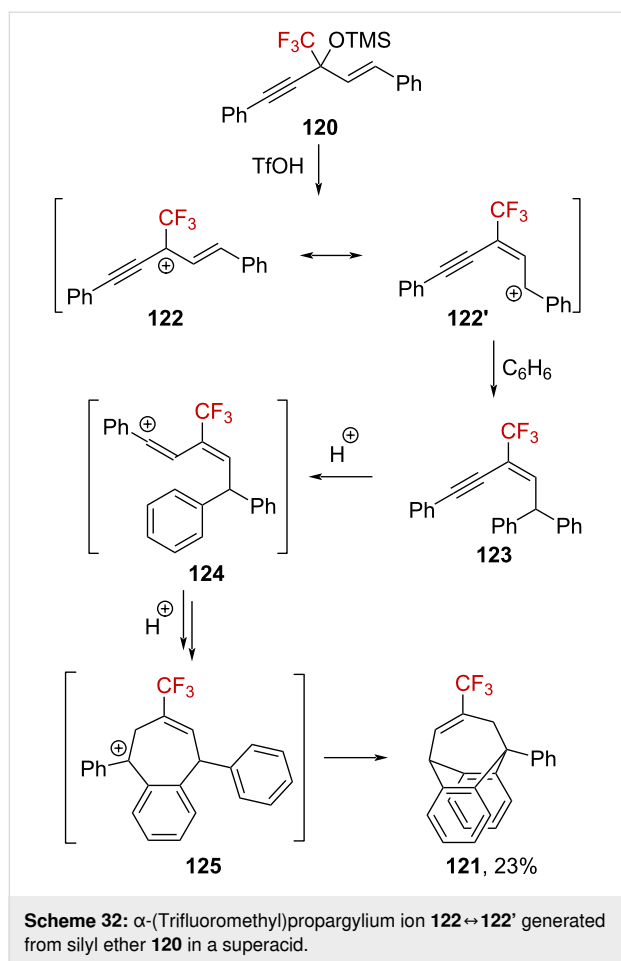
general example, **111a** ( $\delta_{19F} = -75.9$  ppm;  $\nu_{CO} = 2051, 2001, 1984, \text{ and } 1942 \text{ cm}^{-1}$ ) affords **113a** ( $\delta_{19F} = -59.2$  ppm;  $\nu_{CO} = 2104, 2065, 2055, 2006, \text{ and } 1989 \text{ cm}^{-1}$ ), which exhibits the previously mentioned features, with  $\Delta\delta_{19F} = +16.7$  ppm and  $\Delta\nu_{CO} \approx +50 \text{ cm}^{-1}$ .

Beyond the synthetic challenges associated with the generation of such species, the authors explored their use in organic synthesis. These metal-stabilized  $\alpha$ -(trifluoromethyl)propargylium ions **114** could be engaged in useful transformations, such as reductions, eliminations, as well as C–O, C–N, or C–C bond formations (Scheme 31).

$\alpha$ -(Trifluoromethyl)propargylium has also been suggested as an intermediate in superacid-mediated Friedel–Crafts reactions [86]. When [ $\alpha$ -(trifluoromethyl)propargyl]allyl silyl ether **120** was added to a dichloromethane solution of triflic acid in the presence of benzene, the original [3.2.2]-bridged CF<sub>3</sub>-substituted product **121** was obtained. The authors proposed an elimination of TMSOH to generate the propargyl-substituted  $\alpha$ -(trifluoromethyl)allylcarbenium ion **122** at first, which is a resonance form of the benzylic carbenium ion **122'**. Subsequently,



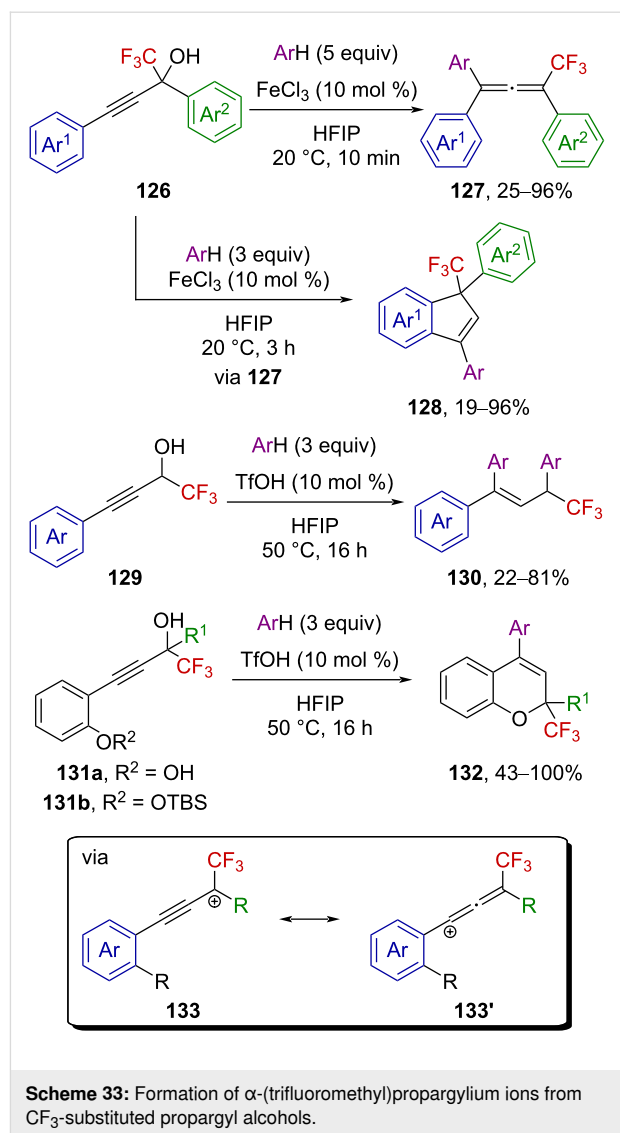
**122'** reacts in a Friedel–Crafts reaction with benzene to generate **123**. After two successive hydroarylation reactions, the final product **121** is produced via the formation of vinylic and benzylic carbenium ions **124** and **125**, respectively (Scheme 32).



Moran et al. also investigated the reactivity of a variety of  $\text{CF}_3$ -substituted propargyl alcohols (Scheme 33) [87]. The reactivity of the benzylic (trifluoromethyl)propargyl alcohol **126** strongly depends on the reaction conditions, as allenes **127** or indenes **128** were both obtained under  $\text{FeCl}_3$  activation. Indeed, with a longer reaction time, allenes **127** undergo a subsequent intramolecular hydroarylation reaction leading to indenes **128**. The authors suggested the formation of  $\text{FeCl}_3$ –HFIP complexes being involved in a Lewis acid-assisted Brønsted acid catalysis. The  $\text{CF}_3$ -substituted propargyl alcohol **129** was found to undergo tandem Friedel–Crafts hydroarylation reactions to give derivatives **130** under TfOH activation at 50 °C. Finally,  $\text{CF}_3$ -substituted chromene derivatives **132** were obtained under the same reaction conditions from *ortho*-hydroxy or *ortho*-silyloxy derivatives **131a** and **131b**, respectively. The common intermediate in these reactions is supposed to be  $\alpha$ -(trifluoromethyl)propargylium ion **133**  $\leftrightarrow$  **133'**.

### Heteroatom-substituted $\alpha$ -(trifluoromethyl)carbenium ions

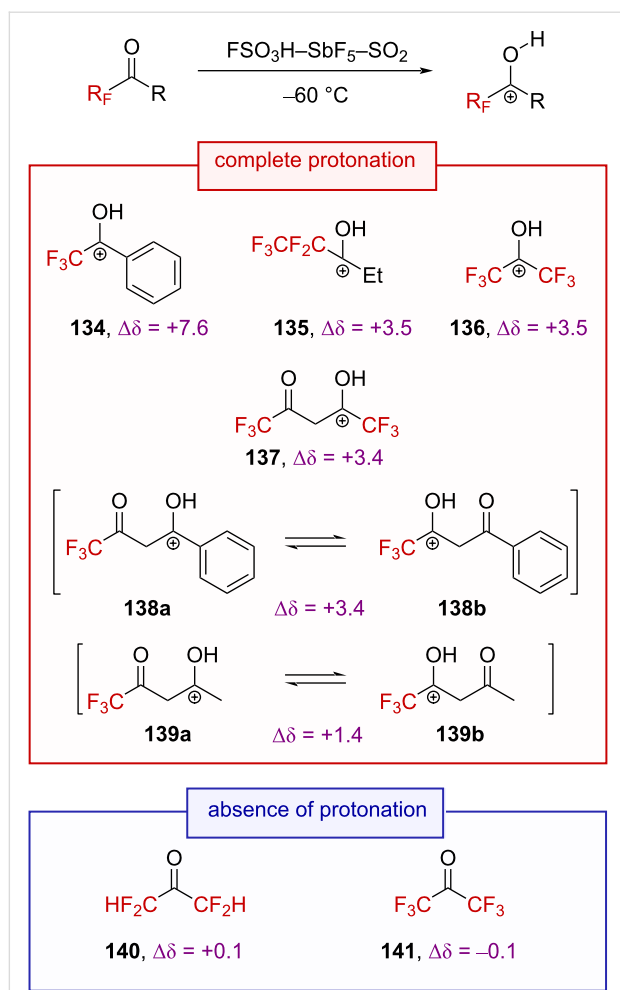
The stabilization of carbenium ions through oxygen lone pair back-donation [35] is a common feature in organic synthesis



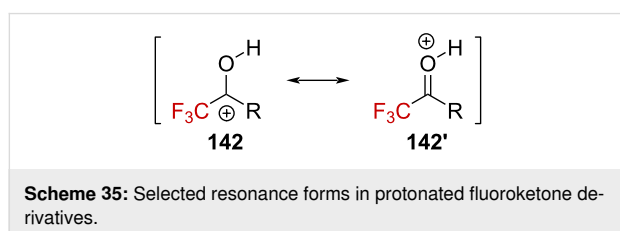
[88–90]. In this context, Olah, Pittman, et al. investigated the protonation of a variety of trifluoromethyl ketones in a superacid [35,91]. Trifluoromethyl ketone protonation was observed by NMR spectroscopy at  $-60$  °C in a superacidic  $\text{FSO}_3\text{H}$ – $\text{SbF}_5$ – $\text{SO}_2$  solution (Scheme 34).

The  $^{19}\text{F}$  chemical shift variation for the generated oxygen-substituted trifluoromethylated carbenium ions ranged from +7.6 to +1.4 ppm, significantly lower than for carbon-substituted  $\alpha$ -(trifluoromethyl)carbenium ions (e.g., the carbenium ion **10a**,  $\Delta\delta = +24.8$  ppm), confirming the considerable contribution of the oxygen lone pair to the stabilization of the cation **142**  $\leftrightarrow$  **142'** (Scheme 35).

Oxygen-stabilized  $\alpha$ -(trifluoromethyl)carbenium ions (oxocarbenium ions) have been exploited for chemical synthesis [92–94]. Ketone **143a** and ketoxime **143b** undergo Friedel–Crafts



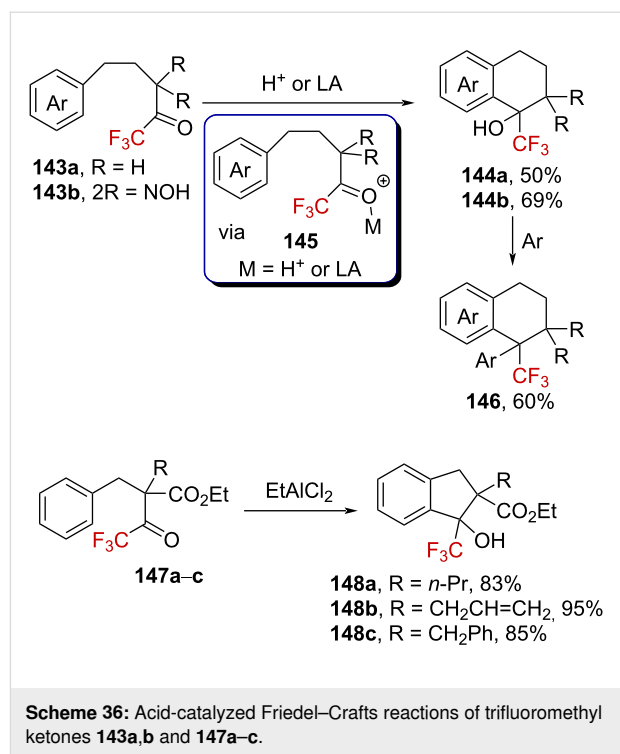
**Scheme 34:** Direct NMR observation of the protonation of some trifluoromethyl ketones in situ and the corresponding  $^{19}\text{F}$  NMR chemical shifts.  $\Delta\delta = \delta_{^{19}\text{F},\text{product}} - \delta_{^{19}\text{F},\text{precursor}}$  ( $\delta$  in ppm).



**Scheme 35:** Selected resonance forms in protonated fluoroketone derivatives.

reactions in the presence of Brønsted or Lewis acid to furnish the corresponding  $\text{CF}_3$ -containing tetralin derivatives **144a** and **144b**, respectively (Scheme 36). In addition, **144a** could be further converted into **146** in the presence of aromatic nucleophiles (e.g., benzene or toluene). Similarly, derivatives **147a–c** could also be converted into indanol derivatives **148a–c** in high yields (Scheme 36) [95].

Ma et al. managed the enantioselective arylation of aromatic trifluoromethyl ketones **150** with (*S*)-TRIP (Scheme 37) [96]. A

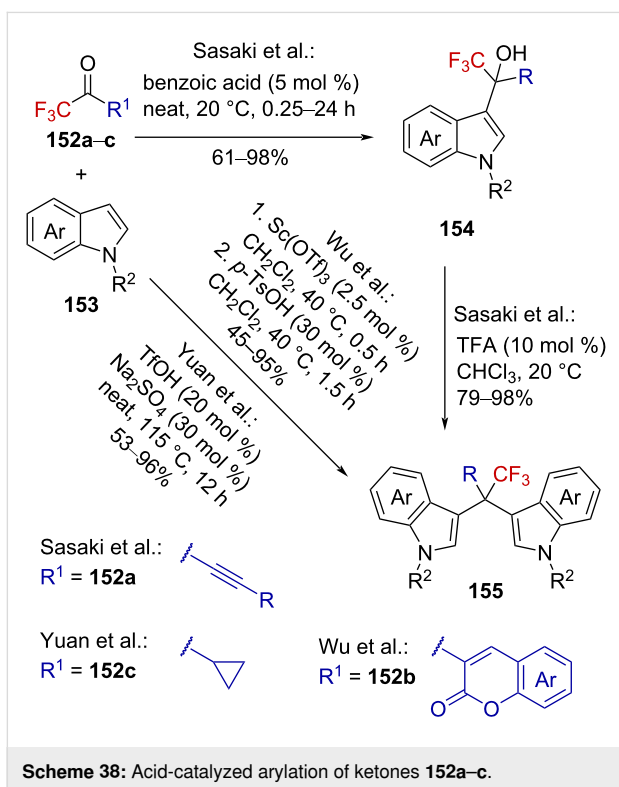
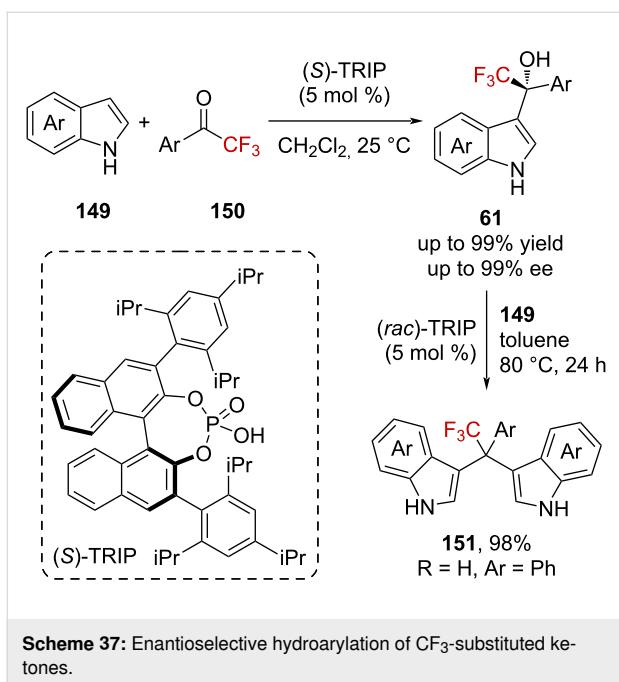


**Scheme 36:** Acid-catalyzed Friedel–Crafts reactions of trifluoromethyl ketones **143a,b** and **147a–c**.

variety of  $\text{CF}_3$ -substituted enantioenriched benzylic alcohols **61** were thus synthesized after the trapping of protonated  $\text{CF}_3$ -substituted ketones **134** (Scheme 37). Interestingly, these benzylic alcohols **61** did not undergo further arylation and were stable under the reaction conditions. In agreement with computational studies [97], this behavior was assigned to the presence of the  $\text{CF}_3$  group, which induces a shortening of the C–O bond in the product ( $d_{\text{C}-\text{O}} = 1.426 \text{ \AA}$ ) compared to the  $\text{CH}_3$  analogue ( $d_{\text{C}-\text{O}} = 1.438 \text{ \AA}$ ) and strongly inhibits the formation of the  $\alpha$ -(trifluoromethyl)bisarylcation, as illustrated by the higher activation energy needed for the dehydration ( $\Delta E_{\text{CF}_3} = 21.0 \text{ kcal}\cdot\text{mol}^{-1}$  vs  $\Delta E_{\text{CH}_3} = 14.8 \text{ kcal}\cdot\text{mol}^{-1}$  at the B3LYP/6-31+G(d,p) level). On the other hand, the first arylation reaction seems to be facilitated by the  $\text{CF}_3$  group ( $\Delta E_{\text{CF}_3} = 16.9 \text{ kcal}\cdot\text{mol}^{-1}$  vs  $\Delta E_{\text{CH}_3} = 21.2 \text{ kcal}\cdot\text{mol}^{-1}$  at the B3LYP/6-31+G(d,p) level). Raising the temperature finally favors the dehydration and the second Friedel–Crafts reaction to afford bisarylated products **151**.

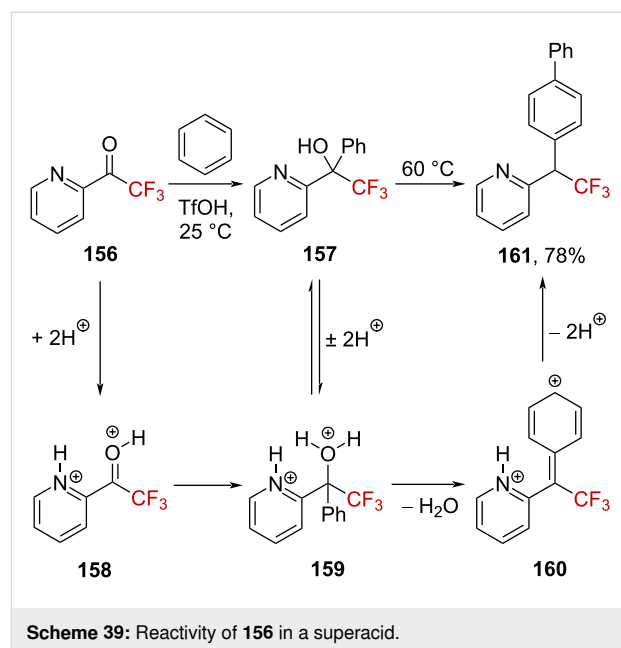
In complementary studies, Sasaki et al. reported the acid-catalyzed mono- and diarylation of  $\text{CF}_3$ -substituted  $\alpha,\beta$ -ynones **152a** [98], Wu et al. reported the one-pot two-step acid-catalyzed diarylation of trifluoroacetyl coumarins **152b** [99], and Yuan et al. reported the acid-catalyzed diarylation of  $\text{CF}_3$ -substituted cyclopropyl ketone **152c** [100] (Scheme 38). In these reactions, oxygen-stabilized  $\alpha$ -(trifluoromethyl)carbenium ions **142** are supposed to be generated by protonation or Lewis acid activation of the starting ketones.





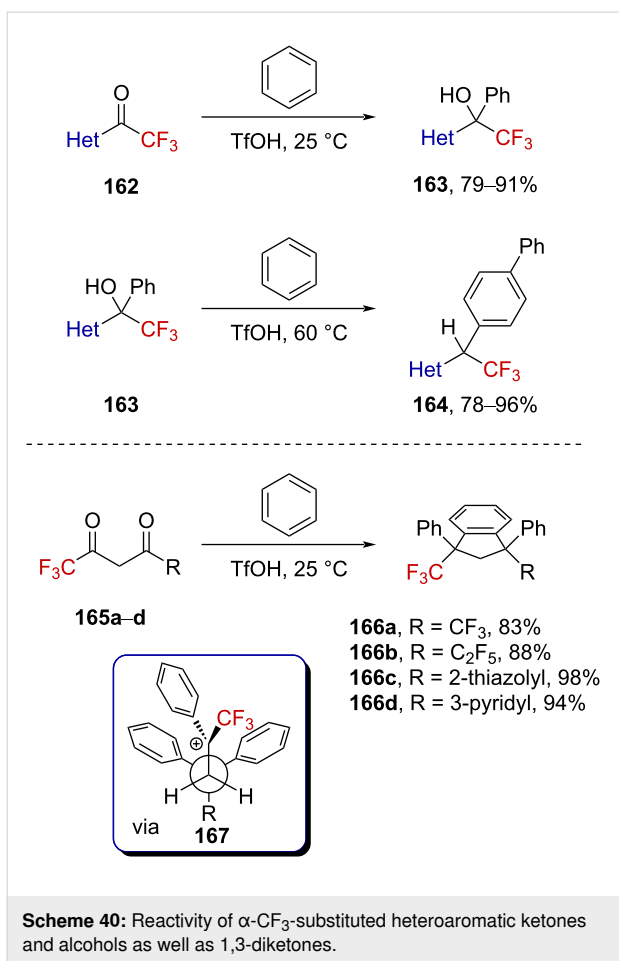
Klumpp et al. explored the reactivity of CF<sub>3</sub>-substituted super-electrophiles (defined as multiply charged cationic electrophiles [101]) generated in superacid media [102]. Hence, when trifluoroacetyl pyridine **156** was treated with benzene in triflic acid, alcohol derivative **157** was obtained. In a superacid, **156** generates a dication **158** in which the electrophilicity is en-

hanced through a strong charge repulsion (Scheme 39). This dication reacts with benzene to provide pyridinium–oxonium dication **159** in solution. Further arylation does not occur spontaneously, which was evident because alcohol **157** was isolated at the end of the reaction. Upon heating at 60 °C, the second arylation takes place, presumably via the formation of dicationic superelectrophile **160**. Again, due to charge repulsions as well as due to the strong electron-withdrawing effect of the CF<sub>3</sub> group, the positive charge adjacent to the CF<sub>3</sub> group is highly delocalized within the phenyl ring, and arylation occurs regioselectively at the *para*-position, affording biaryl species **161**.

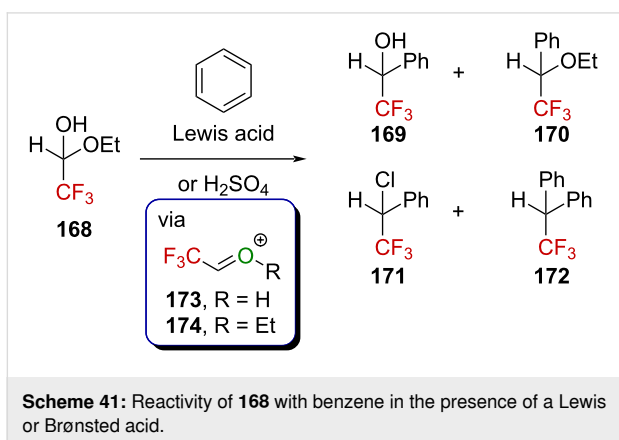


Using this strategy, several trifluoromethyl ketones **162** and alcohols **163** bearing heteroaryl substituents (i.e., benzothiazole, quinoline, isoquinoline, benzimidazole, or imidazole) prone to be protonated were elegantly converted into the corresponding alcohols **163** and biphenyl compounds **161** in high yield (Scheme 40, top). The reaction of CF<sub>3</sub>-substituted 1,3-diketones **165a–d** in TfOH was also deeply investigated by Klumpp et al. [101]. The *syn*-indanes **166a–d** could cleanly be generated after successive well-defined arylation reactions via **167** (Scheme 40, bottom). Moreover, the CF<sub>3</sub> group was found to be essential in this reaction as 2,4-pentanedione did not react with benzene under similar conditions.

The use of acetal derivatives in place of ketones as precursors of oxygen-stabilized  $\alpha$ -(trifluoromethyl)carbenium ions was also investigated. For instance, the readily available hemiacetal **168** was shown to react with benzene in the presence of a Lewis acid or H<sub>2</sub>SO<sub>4</sub> to form compounds **169–172** in various amounts, depending on the acid used (Scheme 41) [103]. It is assumed

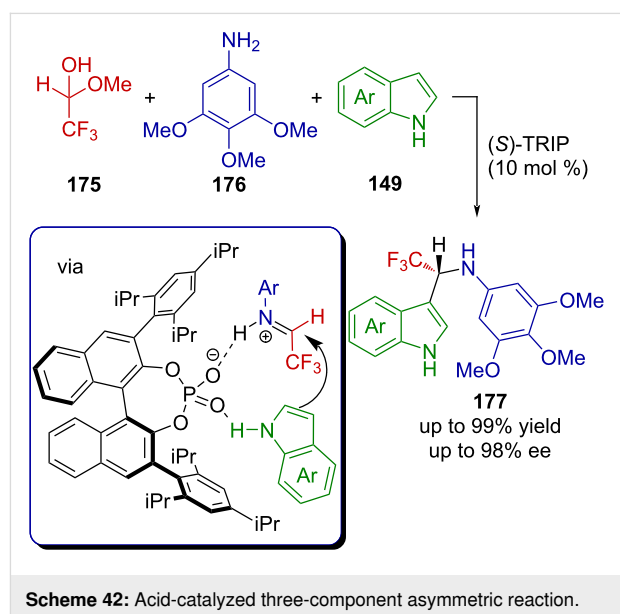


that an oxygen-stabilized  $\alpha$ -(trifluoromethyl)carbenium ion is involved. It was shown that **168** could also react with (hetero)arenes [104,105] and alkenes [106] under Lewis acid activation but also with electron-rich arenes under thermal activation [107–109].



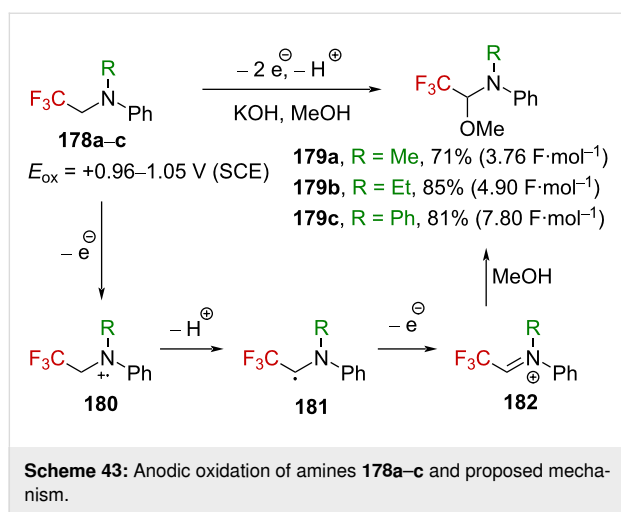
CF<sub>3</sub>-substituted hemiacetal **168** can react with amines to furnish the corresponding hemiaminal ethers, which can be further acti-

vated by a Lewis acid to generate CF<sub>3</sub>-substituted iminium ions able to promote Friedel–Crafts alkylations [110,111]. Ma et al. exploited this mode of activation in a Brønsted acid-catalyzed three-component asymmetric reaction [112]. Mixing hemiacetal **175**, arylaniline **176**, and indole derivatives **149** in the presence of a catalytic amount of the moderately acidic (*S*)-TRIP ( $pK_a = 3–4$  in DMSO [113,114]) in dichloromethane afforded the chiral  $\alpha$ -(trifluoromethyl)aminoaryl derivatives **177** in an excellent yield and enantiomeric excess (Scheme 42). The authors proposed that hemiacetal **175** and amine **176** react under the reaction conditions to give an imine in the first step, which is protonated by (*S*)-TRIP to generate the corresponding chiral CF<sub>3</sub>-substituted iminium ion. The latter subsequently reacts via the most accessible *Re*-face with indole **149** to afford the resulting Friedel–Crafts product **177**. Worthy of note is the fact that the reaction works equally well with a CHF<sub>2</sub>-containing hemiacetal.

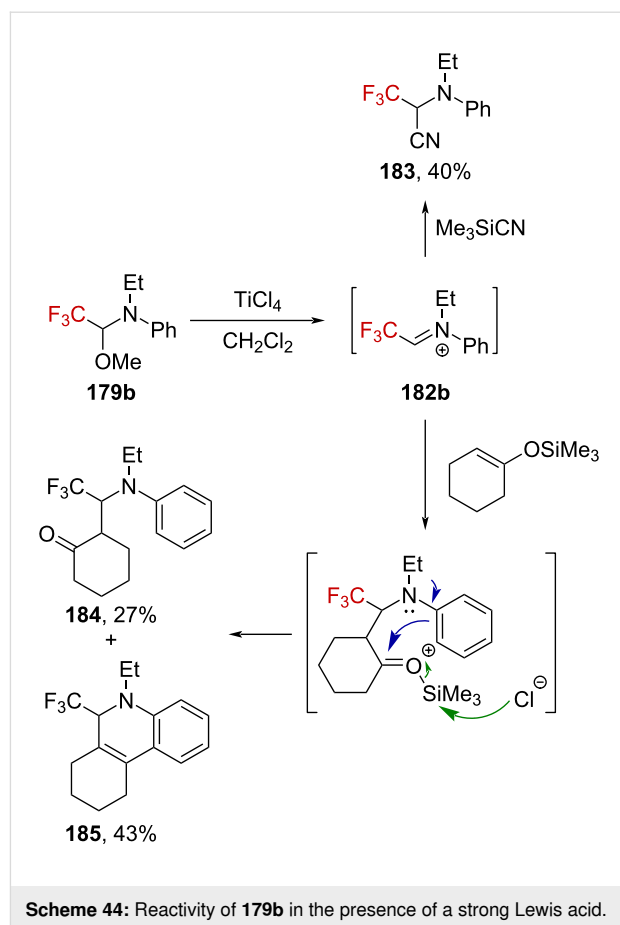


Nitrogen-stabilized  $\alpha$ -(trifluoromethyl)carbenium ions have also been extensively investigated. Under electrochemical conditions, trifluoromethylated iminium ions **182** were successfully generated by Fuchigami et al. [115]. Starting from tertiary amines **178a–c**, the corresponding hemiaminal ethers **179a–c** were obtained (Scheme 43). The reaction is highly regioselective as no methoxylation of **178a** and **178b** was observed on the nontrifluoromethylated alkyl substituent (Me or Et). Hence, although amines **178a–c** are more difficult to oxidize than their nonfluorinated analogues ( $E_{ox}(\text{PhNMe}_2) = +0.71$  V (SCE)), the radical cation **180** is formed under the reaction conditions, and deprotonation at the methylene unit near the CF<sub>3</sub> group is highly favored because of the higher acidity, accounting for the observed high regioselectivity. In addition, the transient stabi-

lization of radical **181** by the captodative effect could also favor the general process.



Lewis acid activation of trifluoromethylated hemiaminal ethers has also been studied by Fuchigami et al. [115,116]. For instance, when **179b** is treated with a slight excess of  $\text{TiCl}_4$  in dichloromethane, iminium ion **182b** can be trapped by TMSCN to furnish  $\alpha$ -(trifluoromethyl)- $\alpha$ -aminonitrile **183** in 40% yield. The iminium was also successfully trapped by a silyl enol ether, affording a mixture of ketone **184** and heterocycle **185** (Scheme 44).

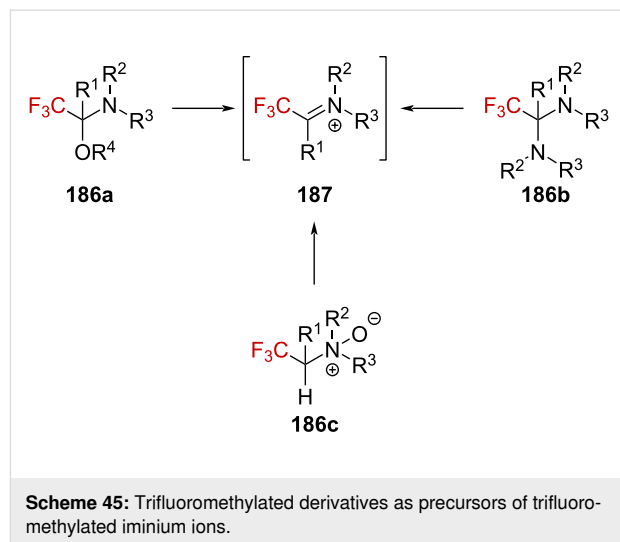


The trifluoromethyl-substituted derivatives **186a–c** have then been exploited as a convenient source of trifluoromethylated iminium ions **187** (Scheme 45) [117–119].

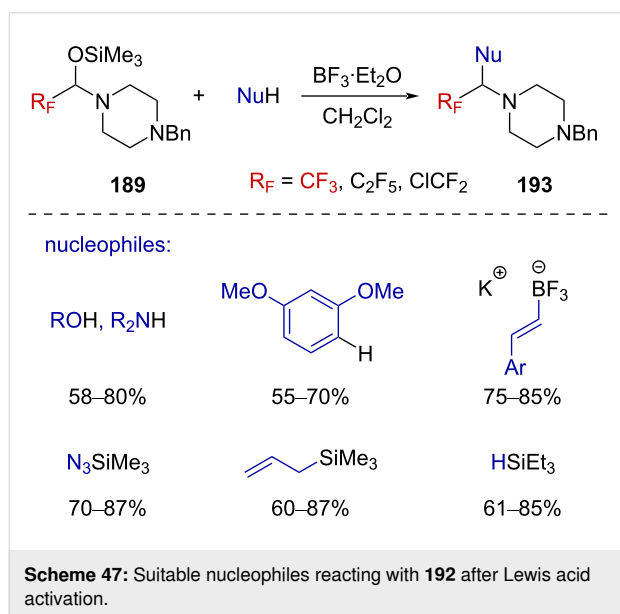
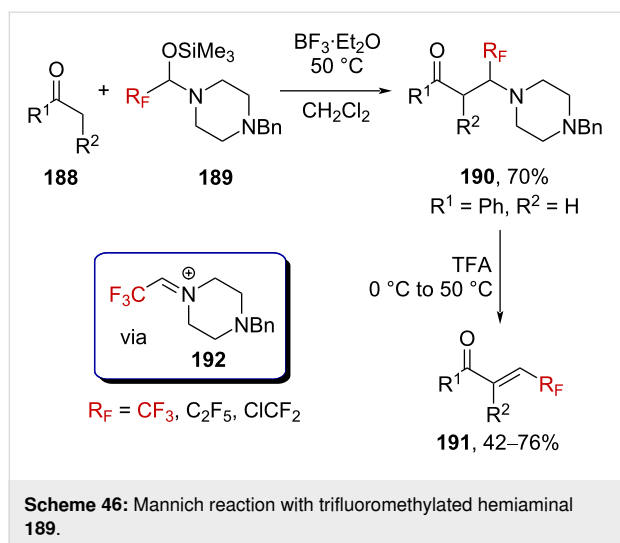
Langlois, Billard, and Blond reported on the Mannich-type reaction between silylated trifluoromethylated hemiaminal derivatives **189** [120] and enolizable ketones **188** [121]. The intermediate formation of trifluoromethylated iminium ion **192** by Lewis acid activation was suggested by the authors (Scheme 46). The resulting  $\text{CF}_3$ -substituted  $\beta$ -amino ketones **190** could then be efficiently transformed in a one-pot procedure into the corresponding  $\text{CF}_3$ -substituted enones **191** upon Brønsted acid treatment.

Langlois and Billard then exploited the reactivity of the trifluoromethylated iminium ion **192** and extended the scope of the reaction to a larger panel of nucleophiles, including alcohols, amines, aromatic and vinyl derivatives, as well as silylated nucleophiles (Scheme 47) [122].

Brigaud and Huguenot also suggested the formation of a trifluoromethylated iminium ion **187** during the course of their studies on a Strecker-type reaction [123]. Starting from tri-



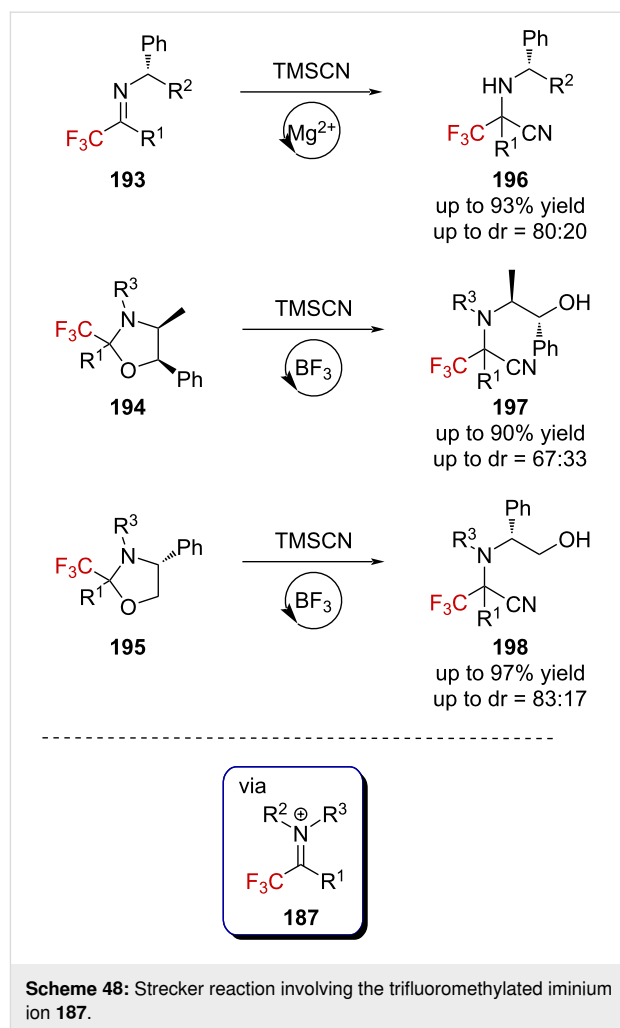
fluoromethylated imines **193** or oxazolidines **194** and **195** bearing enantiopure chiral auxiliaries, the authors accessed the corresponding cyano derivatives **196–198** with different levels of diastereoselectivity (Scheme 48). Further development by Brigaud et al. allowed the synthesis of  $\text{CF}_3$ -substituted pseudo-prolines structurally related to oxazolidines **194** and **195** [124].



Viehe et al. also contributed by developing the chloroalkyl-amino reagent **199**, bearing a geminal CF<sub>3</sub> group, which proved to be a valuable synthon for the introduction of the CF<sub>3</sub> group into molecules [125]. Thus, **199** exhibits a high reactivity towards many functionalities, as depicted below (Scheme 49). Interestingly, **200** and **201** are sufficiently stable to be synthesized, presumably due to electron delocalization (guanidinium ions).

Following these seminal contributions, the chemistry of CF<sub>3</sub>-substituted iminium ions **187** was extensively exploited for synthetic purposes [126–138].

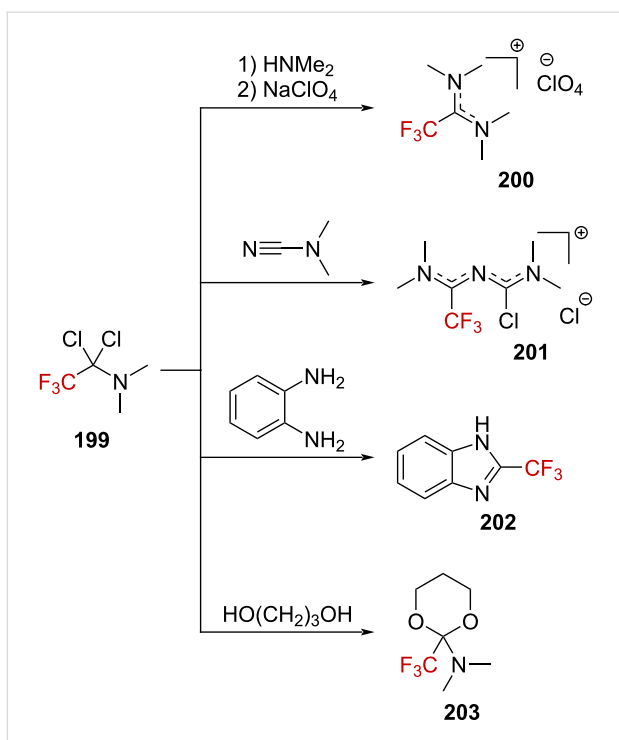
The related thioacetal **204a** was also studied and reacts with benzene upon treatment with strong Lewis acids (best with



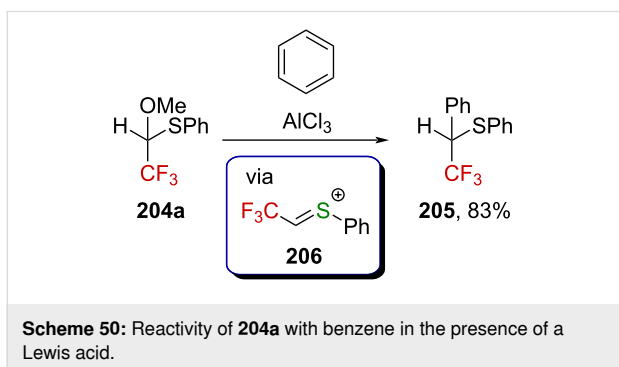
AlCl<sub>3</sub>) [139]. In this case, the only product formed in the course of the reaction was **205**, isolated in 83% yield (Scheme 50). The proposed cationic intermediate in this reaction is a sulfur-stabilized  $\alpha$ -(trifluoromethyl)carbenium ion **206** (an  $\alpha$ -(trifluoromethyl)-substituted sulfonium cation).

Analogous to thioacetals **204a**, chloroalkylthio derivatives **207a–c**, bearing an adjacent CF<sub>3</sub> group, were also investigated [140]. It appeared that a sulfur-stabilized  $\alpha$ -(trifluoromethyl)carbenium ion **208** can be generated from **207a** by chloride abstraction following Lewis acid activation (e.g., SnCl<sub>4</sub> or ZnCl<sub>2</sub>), opening an avenue for this cation to react with various nucleophiles (Scheme 51). Such a cation can also be trapped intramolecularly by a phenyl moiety; however, the length of the appended alkyl chain appeared to be of the utmost importance in this transformation.

Analogous to their work on the nitrogen counterparts (vide supra), Fuchigami et al. were successful in the electrochemical production of sulfur-stabilized  $\alpha$ -(trifluoromethyl)carbenium

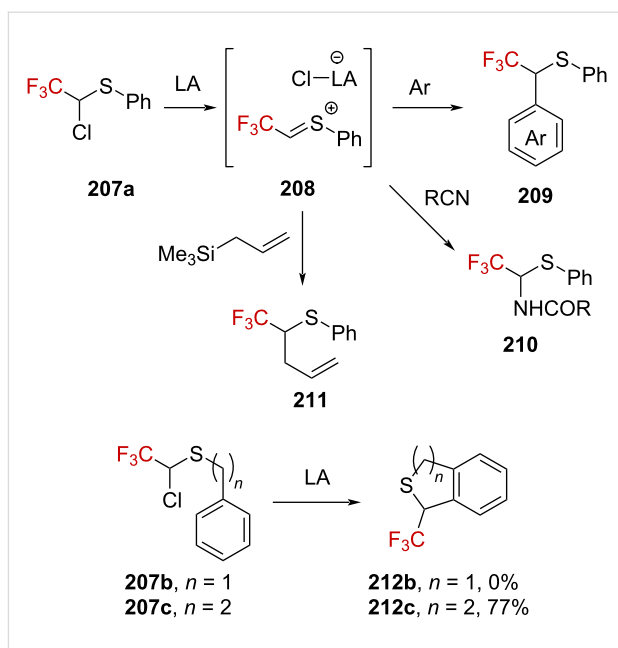


**Scheme 49:** Reactivity of **199** toward nucleophiles.

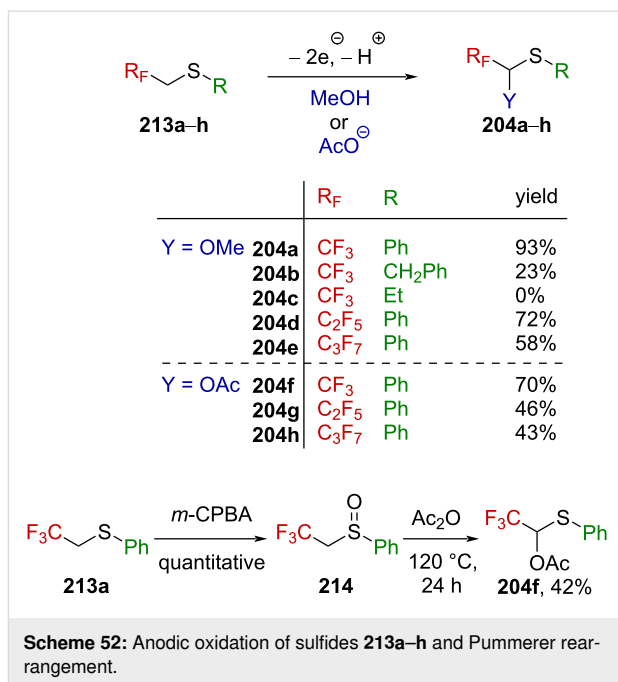


ions [139,141]. Thereby, they converted sulfides **213a–h** into thioacetals **204a–h** (Scheme 52). It is worth to note that the presence of an aromatic substituent on the sulfur atom is essential for the sulfides to react. Also, lengthening the perfluoroalkyl chain from  $\text{CF}_3$  to  $\text{C}_2\text{F}_5$  or  $\text{C}_3\text{F}_7$  resulted in a significant drop in the yield. Interestingly, while the electrochemical acetoxylation of **213a** furnished **204a** in an excellent yield of 93%, the Pummerer rearrangement of sulfoxide **214** under harsh conditions turned out to be less efficient, affording **204f** in only 42% yield.

This reaction is thought to proceed stepwise via a first oxidative electron transfer, followed by deprotonation, a second oxidative electron transfer, and methoxylation or acetoxylation, respectively (Scheme 53). The driving force in this reaction is

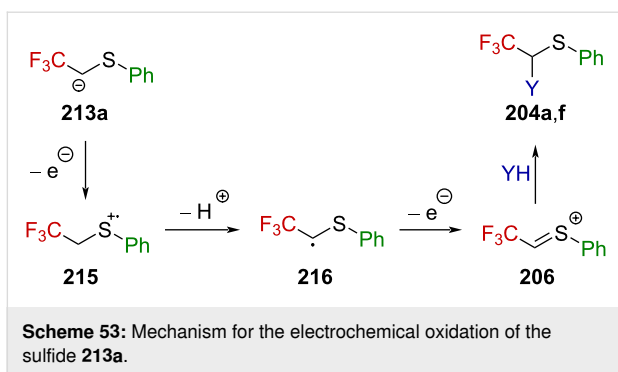


**Scheme 51:** Reactivity of  $\alpha$ -(trifluoromethyl)- $\alpha$ -chloro sulfides in the presence of strong Lewis acids.



**Scheme 52:** Anodic oxidation of sulfides **213a–h** and Pummerer rearrangement.

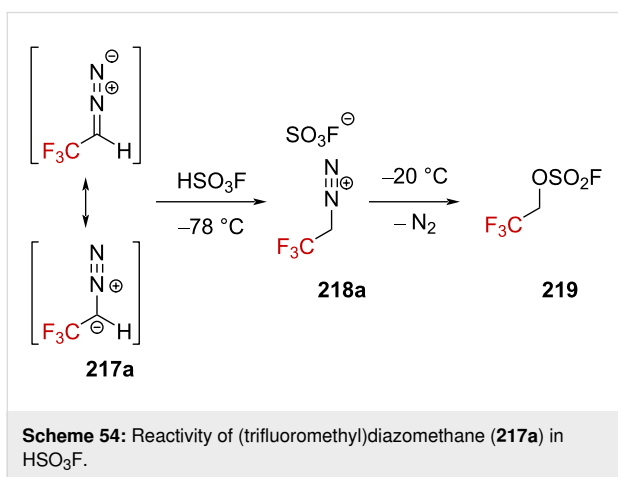
assumed to be the deprotonation of radical cation **215**, a highly destabilized species due to the presence of the strongly electron-withdrawing  $\text{CF}_3$  substituent, which leads to radical **216**, synergistically stabilized by the electron-withdrawing  $\text{CF}_3$  group and the electron donor sulfur atom through a captodative effect. Further oxidative electron transfer produces  $\alpha$ -(trifluoromethyl)-substituted sulfonium ion **206**, leading to **204a,f** after reacting with the solvent.



### $\alpha$ -(Trifluoromethyl)alkylcarbenium ions

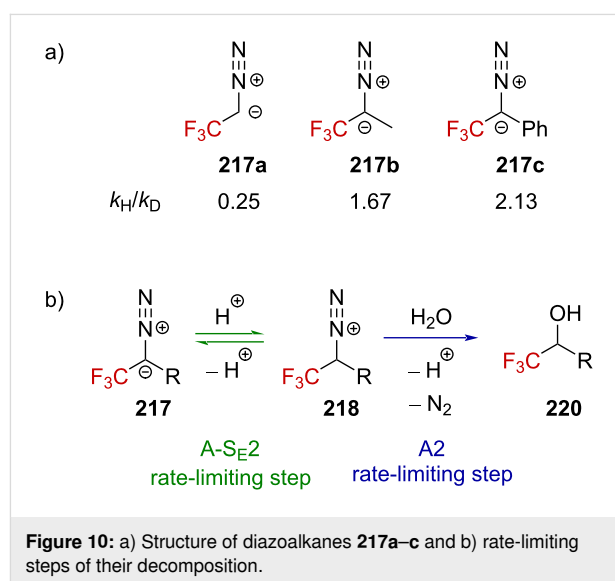
#### Hypothetical formation of CF<sub>3</sub>-containing alkylcarbenium ions from diazonium salts:

In 1967, Mohrig et al. successfully observed the first aliphatic diazonium ion **218a** by protonation of the corresponding diazo precursor [142] **217a** in a superacid by in situ NMR spectroscopy (Scheme 54) [143]. The remarkable characteristic of this strategy was the installation of a CF<sub>3</sub> group in the  $\alpha$ -position of the N<sub>2</sub> moiety. This strategy relies on the high electron-withdrawing effect of the CF<sub>3</sub> group, which greatly destabilizes nearby positive charges. As a result, the dissociation rate for the generation of molecular nitrogen was considerably reduced, allowing the observation of the diazonium ion at a low temperature. However, warming the diazonium solution up to  $-20\text{ }^\circ\text{C}$  resulted in a vigorous evolution of N<sub>2</sub> gas along with the clean formation of the resulting fluoro-sulfonate **219**, with no direct observation of the  $\alpha$ -(trifluoromethyl)carbenium ion.



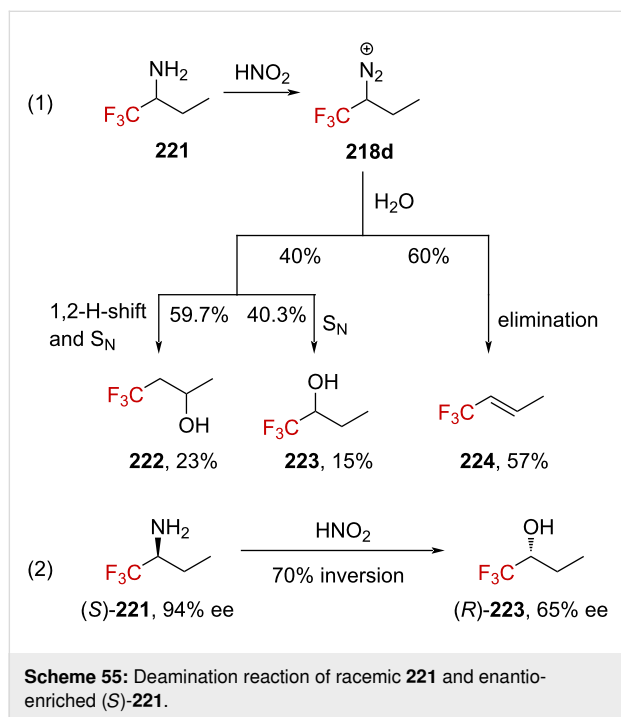
Further studies were conducted by Lenoir and Dahn to shed light on the mechanism of the solvolysis of CF<sub>3</sub>-substituted diazoalkane derivatives (Figure 10a) [144]. They measured an inverse kinetic isotope effect of  $k_{\text{H}}/k_{\text{D}} = 0.25$  for the solvolysis of **217a** in dioxane/H<sub>2</sub>O 60:40 in the presence of HClO<sub>4</sub> ( $3 \leq \text{pH} \leq 4$ ) and mentioned that this low value is “typical of a

preequilibrium protonation reaction” and the rate-limiting solvolysis of diazonium ion **218a** (Figure 10b, in blue). Furthermore, the addition of a strong nucleophile dramatically increased the rate. The authors thus concluded that these observations are pieces of evidence for an A2 bimolecular process, which is also in agreement with the preferred decomposition pathway of other deactivated diazoalkanes (i.e., diazoacetate,  $k_{\text{H}}/k_{\text{D}} = 0.34$ ) [145,146]. Extending the investigations to diazo compound **217b** led to a different conclusion as a “normal” isotope effect of  $k_{\text{H}}/k_{\text{D}} = 1.67$  was obtained in this case. Diderich found a comparable ratio of  $k_{\text{H}}/k_{\text{D}} = 2.13$  for diazo compound **217c** [147]. In these latter cases, the solvolysis of diazoalkanes **217b** and **217c** is supported by an A-S<sub>E</sub>2 mechanism including a rate-limiting proton transfer (Figure 10b, in green) as the solvolysis rate approximately corresponds to the transfer rate of a proton (or deuteron). The difference in the reactivity between **217a** and **217b,c** would thus be due to the easier protonation of **217b,c** compared to **217a**, in a similar way as to how one can expect secondary carbanions to be more basic than primaries.



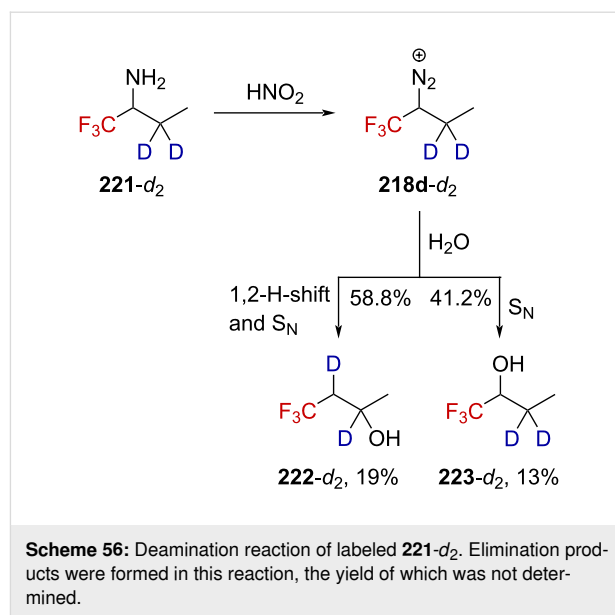
Studies on CF<sub>3</sub>-substituted diazonium ions were next conducted by Kirmse and Gassen to determine the solvolysis mechanism [148]. They found that upon deamination of **221** using a solution of sodium nitrite in aqueous perchloric acid at pH 3.5, a 60:40 mixture of the elimination product **224** and alcohols **222** and **223** was obtained in a 95% overall yield. These alcohols result from either solvolysis (**223**, 40.3%) or rearrangement (**222**, 59.7%, reaction (1) in Scheme 55). Further investigations on the stereochemical aspects leading to product **223** showed that when enantioenriched amine (*S*)-**221** (94% ee) was subjected to deamination, product (*R*)-**223** was obtained, with an inverted configuration and an eroded enantiomeric purity of

65% ee (reaction (2) in Scheme 55). The authors thus concluded that the formation of (*R*)-**223** from (*S*)-**221** occurred by a nucleophilic substitution mechanism, with 70% inversion. Since the racemization via a diazo  $\leftrightarrow$  diazonium equilibrium was excluded due to negligible  $^2\text{D}$  incorporation (i.e., <1%) when  $\text{D}_2\text{O}$  was used, the 30% racemization noted in the process would account for the transient formation of a trifluoromethyl-substituted carbenium ion.

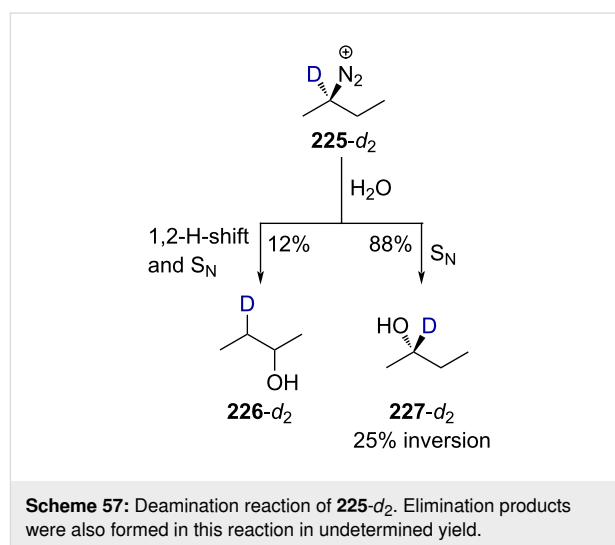


Attempts to elucidate the mechanism for the formation of **222** revealed that deuterium-labeled **221-d<sub>2</sub>** furnished products **223-d<sub>2</sub>** and **222-d<sub>2</sub>** upon deamination in a similar ratio and yield (Scheme 56, 41.2:58.8, 32%) as for the unlabeled **221** (Scheme 55, 40.3:59.7, 38%). This is a strong evidence for the transient formation of a carbenium ion as the isotope effect for the 1,2-H-shift is known to be very small in carbenium ions. It has been indeed previously demonstrated that a 1,2-H-shift isotope effect of  $k_{\text{H}}/k_{\text{D}} = 1.2\text{--}1.3$  was obtained starting from 2-butyldiazonium ion **225**, which is known to decay via a carbenium ion [149,150].

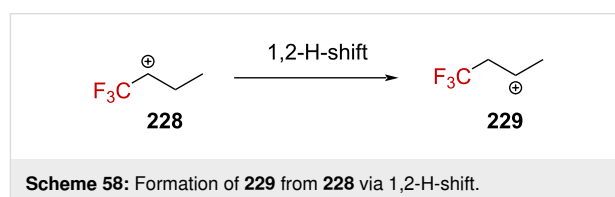
In the absence of the  $\text{CF}_3$  group, **225-d<sub>2</sub>** decays in a mixture of alkenes and alcohols. By taking only the alcohol mixture into account, alcohol **227-d<sub>2</sub>** was considered to have been obtained via a nucleophilic substitution mechanism (88%) with 25% inversion and **226-d<sub>2</sub>** via rearrangement (12%, Scheme 57). This contrasts with the previous results obtained for **218d**, which lead to 40.3% of the nucleophilic-substitution product **223** with 70% inversion and 59.7% of rearranged **222** when



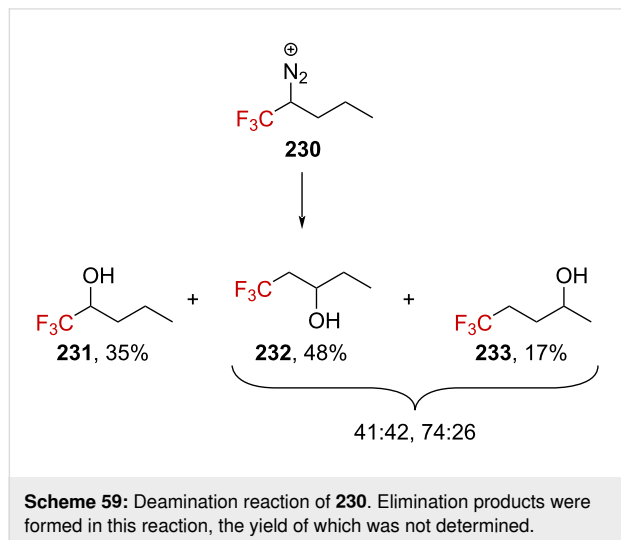
only considering the mixture of alcohols (reaction (1) in Scheme 55).



This would be consistent with a less labile C–N bond in **218d** and the formation of the extremely reactive  $\alpha$ -(trifluoromethyl)carbenium ion **228** that is therefore more prone to undergo rearrangements to generate the more stabilized  $\beta$ -(trifluoromethyl)carbenium ion **229** (Scheme 58).



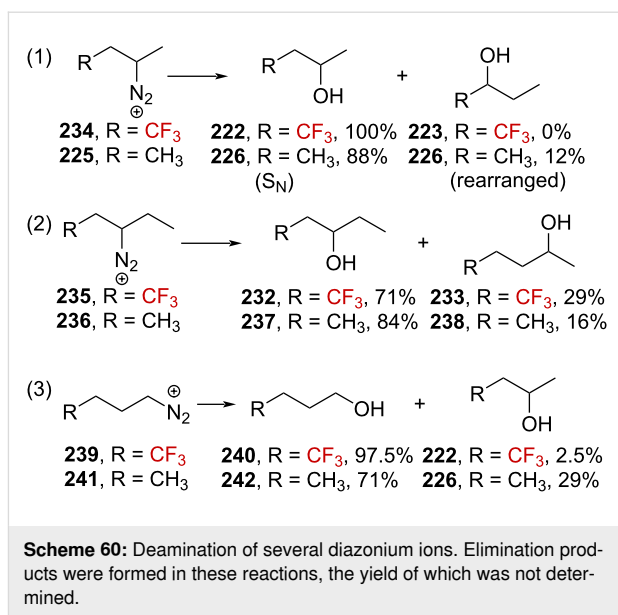
Further rearrangements were confirmed by the authors when alcohol **233**, resulting from a twofold 1,2-H-shift, was generated from diazonium salt **230** (Scheme 59).



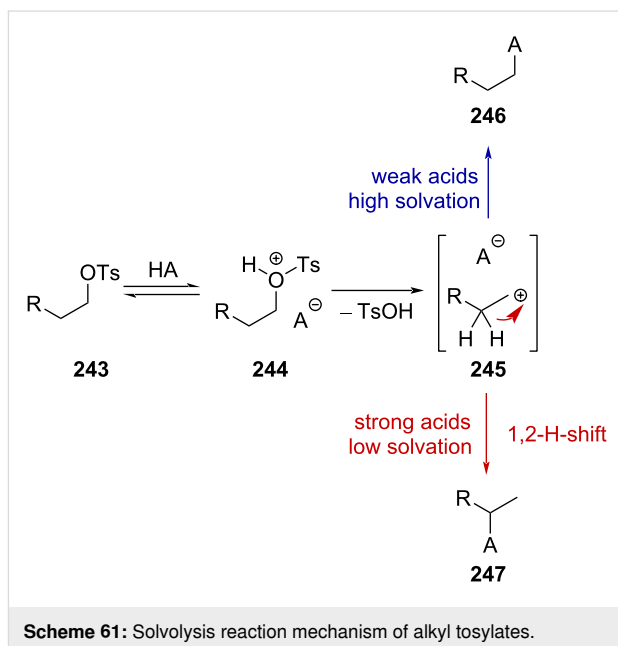
The  $\beta$ - and  $\gamma$ -CF<sub>3</sub> effects on the carbenium ions were also investigated by the same authors by systematically comparing the reactivity of a selected series of CF<sub>3</sub>-containing and analogous nonfluorinated diazonium ions toward solvolysis. The diazonium ion **234** led exclusively to alcohol **222**, with the absence of any detectable rearranged products, while the CF<sub>3</sub>-free analogous species **225** underwent 12% rearrangement (reaction (1) in Scheme 60). The diazonium ion **235** furnished alcohols **232** and **233** in a 71:29 ratio, without the detectable formation of  $\alpha$ -(trifluoromethyl) alcohol **231**, while the analogous compound **236** provided **237** and **238** in a 84:16 ratio (reaction (2) in Scheme 60). Similarly, the terminal diazonium ion **239** decayed to produce a 97.5:2.5 ratio of alcohols **240** and **222**, a very different behavior than for **241**, which produced **242** and **226** in a 71:29 ratio (reaction (3) in Scheme 60).

Even though the direct observation of  $\alpha$ -(trifluoromethyl)carbenium ions was not the purpose of this study, it successfully brought a better understanding on the effect of a CF<sub>3</sub> group close to a positive charge.

**Hypothetical formation of CF<sub>3</sub>-containing alkylcarbenium ions by activation of alcohol derivatives:** The solvolysis reaction of alkyl tosylates has attracted the attention of many chemists, and successive studies revealed that hydrogen or methyl shifts were effective and most prominent in strongly acidic solvents, such as HSO<sub>3</sub>F, with  $H_0 = -15.1$  [151] (Scheme 61) [152–154]. This is the result of the lack of solvation of intermediate carbenium ion **245** in strong acids due to the high ionizing power and low nucleophilicity, favoring the



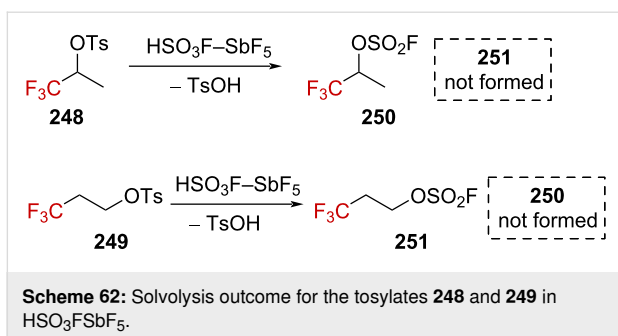
stabilization by hyperconjugation, followed by 1,2-H-shift [155].



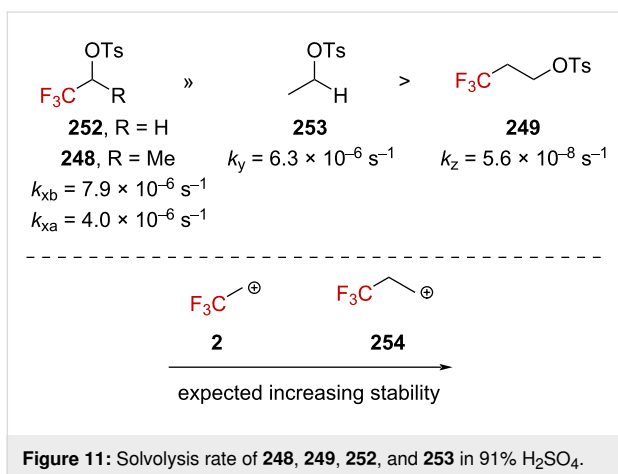
In this context, Myhre and Andrews explored the reaction of  $\alpha$ - and  $\beta$ -(trifluoromethyl) tosylates **248** and **249** in strongly acidic solvents (Scheme 62) [156]. Contrary to what could have been expected, no rearranged products were formed in either case, even in magic acid, HSO<sub>3</sub>F–SbF<sub>5</sub> ( $H_0 = -23$  [151]).

The solvolysis study on aliphatic trifluoromethyl tosylate derivatives in strong acids was conducted following theoretical studies [156,157]. While **248** and **252** showed a solvolysis rate



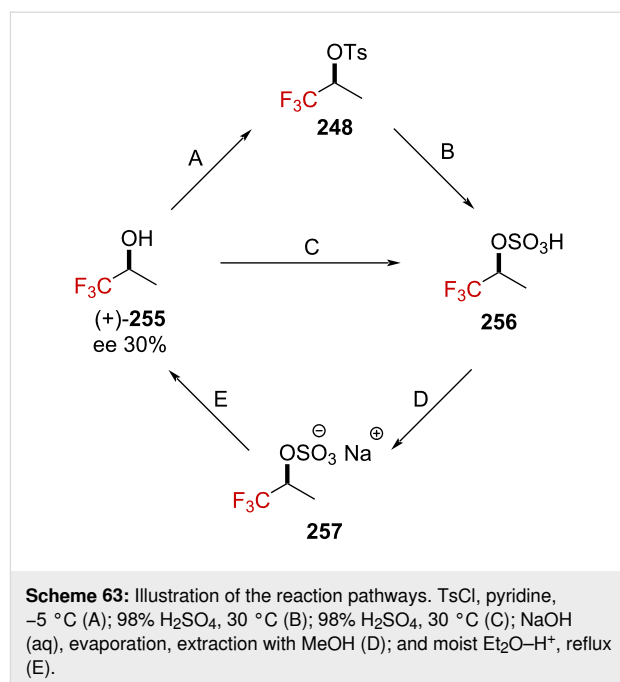


comparable to that of **253** in 85–100%  $\text{H}_2\text{SO}_4$ , derivative **249** underwent solvolysis at a significantly slower rate (Figure 11). This counterintuitive behavior was not considered to be in line with the intermediary formation of a carbenium ion, as  $\beta$ -(trifluoromethyl)carbenium ion **254** generated from **249** is expected to be more stable than  $\alpha$ -(trifluoromethyl)carbenium ion **2** generated from **252**.

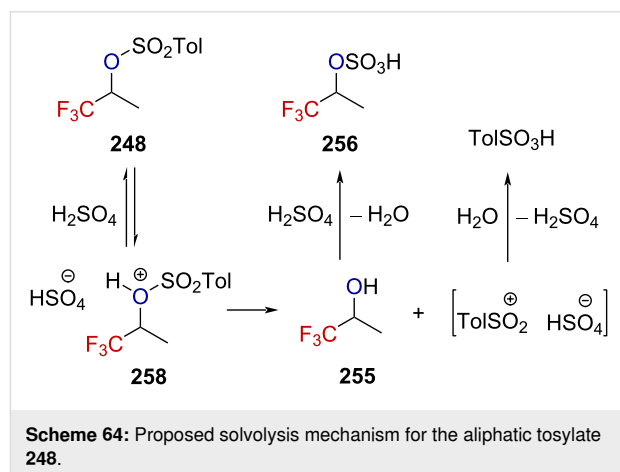


To rationalize this trend under these reaction conditions, the authors submitted the enantioenriched alcohol (+)-**255** ( $[\alpha]_{365}^{25} +2.682$ , the absolute configuration was not mentioned) to two distinct reaction pathways (Scheme 63). No erosion of the specific rotation, neither through path ABDE ( $[\alpha]_{365}^{25} +2.692$ ), nor CDE ( $[\alpha]_{365}^{25} +2.679$ ) was observed, suggesting that an  $\alpha$ -(trifluoromethyl)carbenium ion cannot be considered as a reactive intermediate.

Further labeling experiments revealed that the  $^{18}\text{O}$  percentage in  $^{18}\text{O}$ -**255** ( $24.6\% \pm 0.3\%$ ) remained unchanged before and after being subjected to the path A–B–D–E ( $24.4\% \pm 0.3\%$ ) or C–D–E ( $24.3\% \pm 0.3\%$ ). Hence, no C–O bond cleavage happens in any of these steps. The authors rationalized the experimental observations by invoking a dissociation mechanism involving the cleavage of the weak O–S bond, as depicted in Scheme 64. These experimental results strongly oppose those

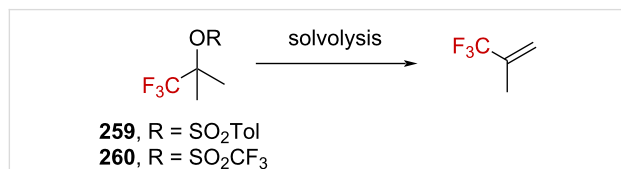


collected by Tidwell and Koshy [39] on benzylic  $\alpha$ -(trifluoromethyl)-substituted tosylate derivatives (see section on  $\alpha$ -(trifluoromethyl)-substituted carbenium ions), presumably due to the presence of a stabilizing phenyl moiety in the latter case.



Analogous investigations on triflate derivatives were realized by Tidwell et al. [41]. Triflates are more reactive than tosylates – as illustrated by  $k_{\text{TF}}/k_{\text{Ts}} = 7 \times 10^4$  for the elimination reactions of **259** and **260** – and were thus of interest in the context of solvolysis studies. The solvolysis of **260** in various solvents led to the sole formation of the elimination product, and no nucleophilic substitution of the triflate by the solvent was observed. Similar results were also reported previously by the authors for **259** (Scheme 65) [39]. Interestingly, no dependence of the elimination rate on the ionizing power of the solvents was

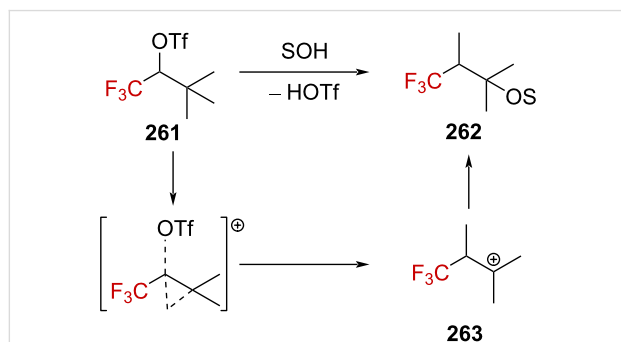
observed, suggesting that the formation of an ion pair (either intimate or solvent-separated) was not the limiting step. However, the faster rate obtained in the most nucleophilic solvents implies that the solvent is involved in the rate-limiting step.



**Scheme 65:** Solvolysis of the derivatives **259** and **260**.

Kinetic isotope effects in the elimination reactions of **260**, **260-d<sub>3</sub>**, and **260-d<sub>6</sub>** were found to be  $k_{260}/k_{260-d3} = 1.78$  and  $k_{260}/k_{260-d6} = 3.80$ . The effect of the solvents and added salts on the rate proved that the medium (solvent and salt) is involved in the rate-limiting step. Furthermore, the values obtained for the secondary isotope effect agreed with the elimination as the rate-limiting step and strongly support the hypothesis that the latter occurred from an intimate ion pair.

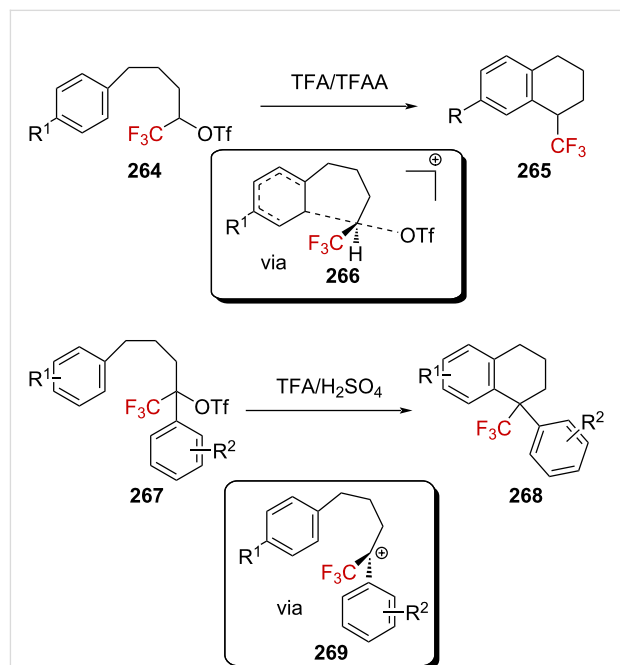
Starting from **261**, no elimination product could be formed during the solvolysis reaction, and a 1,2-methyl shift occurred to generate **262** after solvent trapping, as reported by Roberts and Hall (Scheme 66) [158]. Kinetic studies revealed a linear free-energy relationship between the rate of the solvolysis against the  $Y_{\text{OTf}}$  values. The isolated product **262** as well as the kinetic data strongly support the formation of the  $\beta$ -(trifluoromethyl)carbenium ion **263** in the rate-limiting step with considerable neighboring group participation, characteristic of a  $k_{\Delta}$  pathway.



**Scheme 66:** Solvolysis of triflate **261**. SOH = solvent.

Bonnet-Delpon et al. successfully took advantage of the intramolecular stabilization of a cation induced by the presence of a CF<sub>3</sub> group to develop a method to access 1-(trifluoromethyl)tetralins [159]. For instance, upon the solvolysis of systems such as **264** in TFA/TFAA, the cyclized products **265**

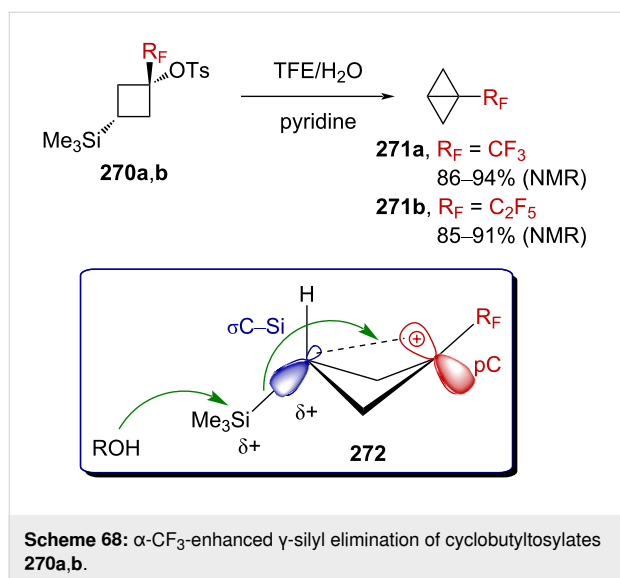
were obtained. Furthermore, it is known that the nontrifluoromethylated tosylate analogue undergoes the same cyclization via a  $k_{\Delta}$  process rather than a  $k_c$  process [160]. The authors thus proposed that the aryl ring stabilizes the cation concomitantly after the elimination of the triflate anion to form the transition state **266** in the solvolysis reaction of derivatives **264**. The same cyclization reaction occurred when derivatives such as **267** were solvolyzed in TFA/H<sub>2</sub>SO<sub>4</sub>, affording **268** (Scheme 67). However, while the nature of the aryl substituent R<sup>1</sup> had a negligible effect on the rate, the latter had a convincing dependence on the nature of the substituent R<sup>2</sup>. For benzylic systems **267**, the authors proposed a  $k_c$  pathway involving the formation of the more stable benzylic  $\alpha$ -(trifluoromethyl)carbenium ion **269**, with a subsequent cyclization reaction.



**Scheme 67:** Intramolecular Friedel–Crafts alkylations upon the solvolysis of triflates **264** and **267**.

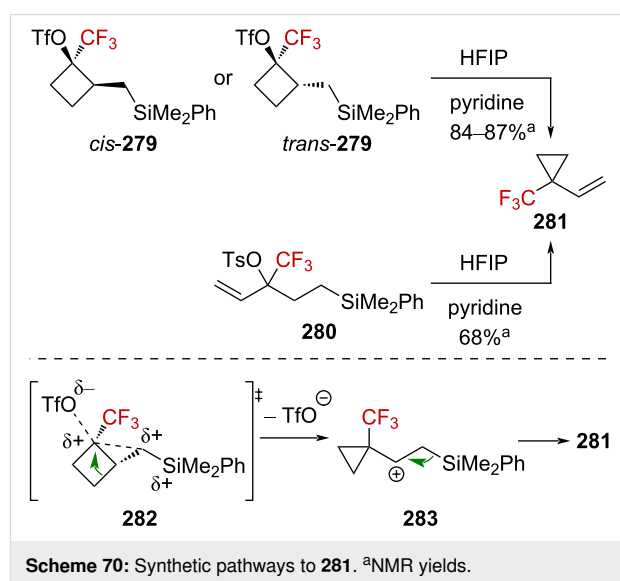
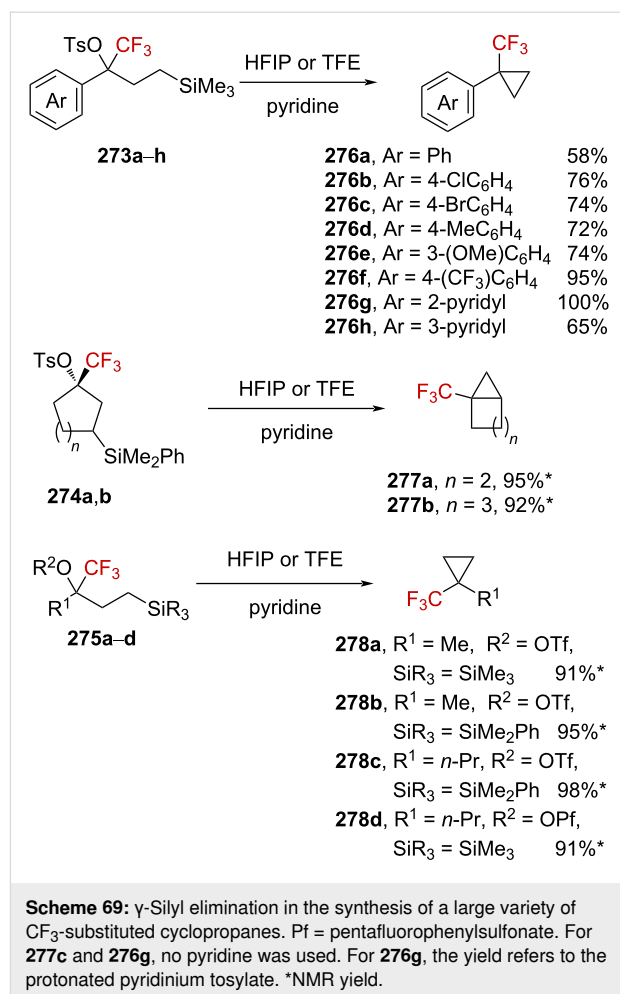
Gassman and Doherty suggested that the introduction of a strongly electron-withdrawing group in the  $\alpha$ -position of a positively charged carbon center could magnify the neighboring group participation so as to compensate for the increased electron deficiency at the incipient cationic center [4,161]. Using this strategy, Tilley et al. reported the first synthesis of strained CF<sub>3</sub>-substituted bicyclo[1.1.0]butane **271a** via  $\gamma$ -silyl elimination of  $\alpha$ -(trifluoromethyl)cyclobutyl tosylate **270a** (Scheme 68) [162]. The reaction was proposed to occur via neighboring-group participation of the silicon-based group, through homohyperconjugative stabilization of the pC orbital of the incipient  $\alpha$ -R<sub>F</sub>-substituted carbenium ion by a percaudal (back lobe) par-

icipation of the  $\sigma\text{C-Si}$  orbital (**272**, Scheme 68). Importantly, the initial W-conformation in the starting material **270a,b** was mandatory to allow a sufficient orbital overlap as the U-conformation (*endo*-sickle-like isomer) failed to react within the reaction time ( $\approx 12$  h). In **272**, the positive charge is thus significantly delocalized at the silicon center, allowing a facile nucleophilic displacement at the silicon atom by a solvent molecule to afford **271a,b**. The  $\text{CF}_3$  moiety strongly affects the stability in **271a**, which was found to be stable “indefinitely” when stored under an inert atmosphere at a low temperature and did not suffer from polymerization.



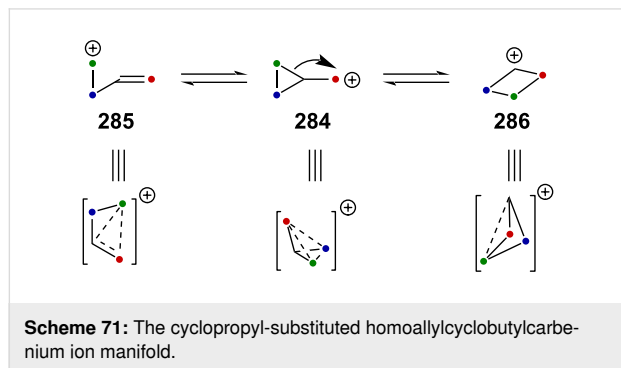
Further investigations by Tilley et al. were conducted in order to enlarge the scope of the above-mentioned 1,3-silyl elimination of  $\alpha$ -(trifluoromethyl) tosylate, which was restricted so far to cyclobutyl derivatives, and a variety of linear or cyclic  $\alpha$ -(trifluoromethyl)- $\gamma$ -silyl sulfonates was targeted (Scheme 69) [163,164]. While the solvolysis was readily performed with tosylate-like leaving groups in the case of aromatic substituents being present, as in **273a–h**, or in the cyclic systems **274a,b**, a better leaving group, such as triflate, was generally required for alkyl derivatives **275a–d**.

Interestingly,  $\text{CF}_3$ -substituted cyclopropanes **281** could be obtained from linear derivative **280** but also from cyclic **279** (*cis*-**279** or *trans*-**279**) via an alternative mechanism. The proposed mechanism for the conversion of **279** into **281** invokes an alkyl shift, leading to the generation of a carbenium ion **283**, stabilized by the  $\beta$ -effect of silicon (via the transition state **282**), and further  $\beta$ -silyl elimination affords product **281** (Scheme 70). In addition, *trans*-**279** reacted approximately 12 times faster than *cis*-**279**, and thus suggesting a neighboring-group participation via the  $\sigma\text{C-Si}$  orbital in the proposed transition state **282**.

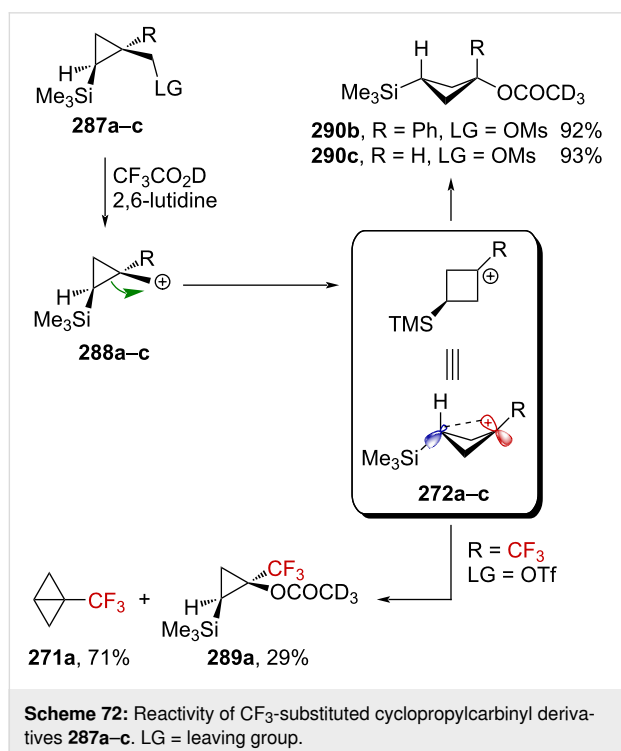


Very recently, Creary reported a study on the generation of  $\text{CF}_3$ -substituted  $\gamma$ -silylcarbenium ions via a cyclopropylcarbinyl rearrangement [164]. When cyclopropylcarbinylcarbenium ion

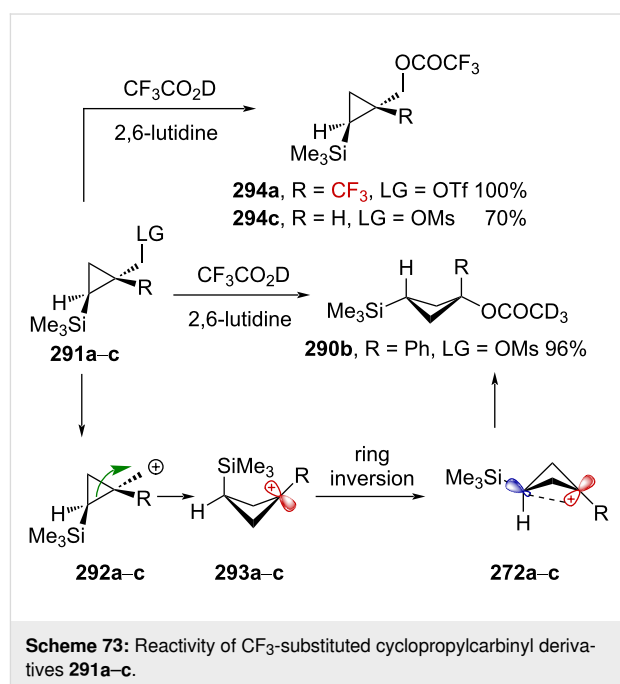
**284** is generated, this species is in an equilibrium with the homoallylcarbenium and cyclobutylcarbenium ions **285** and **286** (Scheme 71) [164].



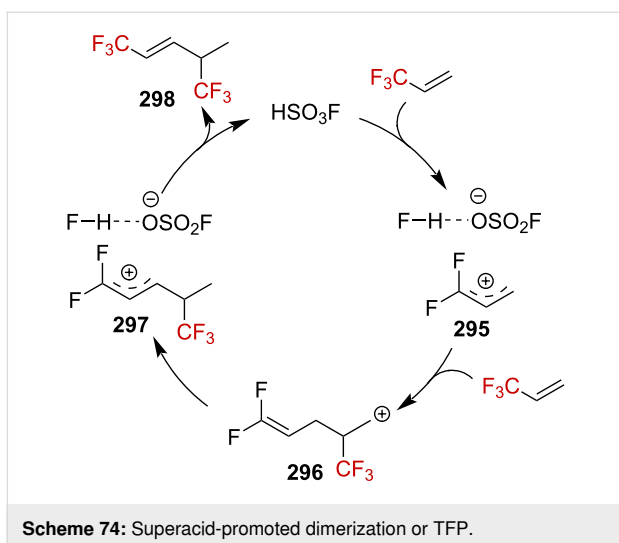
Creary investigated the solvolysis of  $\text{CF}_3$ -substituted cyclopropylcarbinyl triflate **287a** and obtained a mixture of bicyclobutane **271a** and unrearranged solvent-substitution product **289a** in 71% and 29% yield, respectively (Scheme 72) [164]. This result was in stark contrast with those obtained with Ph- and H-substituted analogues **287b** and **287c** because the main products of the reactions in the latter cases were cyclobutanes **290b** and **290c**. As mentioned previously, this is the result of an enhanced neighboring-group participation induced by the presence of the  $\text{CF}_3$  group in **287a**. A stronger percaudal stabilization is thus present in carbenium intermediate **272a**, which leads mainly to **271a** by solvent-assisted  $\gamma$ -silyl elimination.



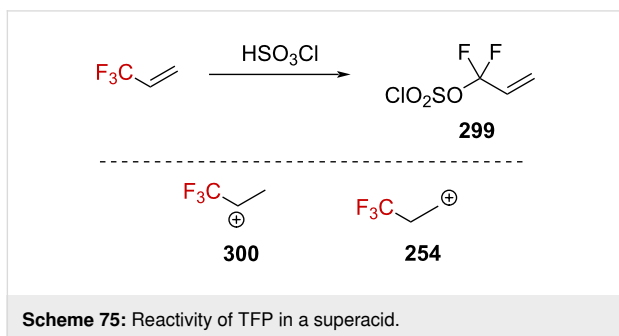
Creary then considered the diastereomers of **287a–c**, namely **291a–c**. While **291b** led to the same product **290b**, the isomer **290a** and unsubstituted **290c** exhibited a different reactivity as they did not form the rearranged cyclobutane derivatives **290a** and **290c** (Scheme 73) [164]. It was mentioned that for isomers **291a–c**, the conformation of the corresponding cyclobutylcarbenium ions **293a–c** after the rearrangement would not allow the percaudal participation of the TMS group. Nevertheless, in the presence of a stabilizing group, such as a phenyl group, carbenium ion **293b** is sufficiently stable and can undergo ring inversion to furnish carbenium ion **272b**, stabilized by the TMS group, which finally gives **290b**. On the other hand, in the presence of a  $\text{CF}_3$  group or a H atom, **291a** and **291c** strongly suffer from the absence of this stabilization and are mainly converted to the unrearranged products **294a** and **294c**.



**Hypothetical formation of  $\text{CF}_3$ -containing alkylcarbenium ions by alkene activation:** Because 1,1,1-trifluoropropene (TFP) undergoes an anti-Markovnikov addition in the presence of hydrogen halide, Myhre and Andrews anticipated that a similar regioselectivity may occur with  $\text{HSO}_3\text{F}$  [156]. Submitting the fluorinated olefin to  $\text{HSO}_3\text{F}$  unexpectedly led to a dimerization of TFP. The provided mechanistic explanation involves a C–F activation by the  $\text{HSO}_3\text{F}$  Brønsted superacid to generate difluorinated allylcarbenium ion **295**. It must then react with another molecule of TFP to give **296** (Scheme 74). A subsequent 1,3-hydrogen shift, driven by the formation of an allylic carbenium ion **297** from a primary carbenium ion **296**, furnished the isolated product **298** after fluorine abstraction from the anion.

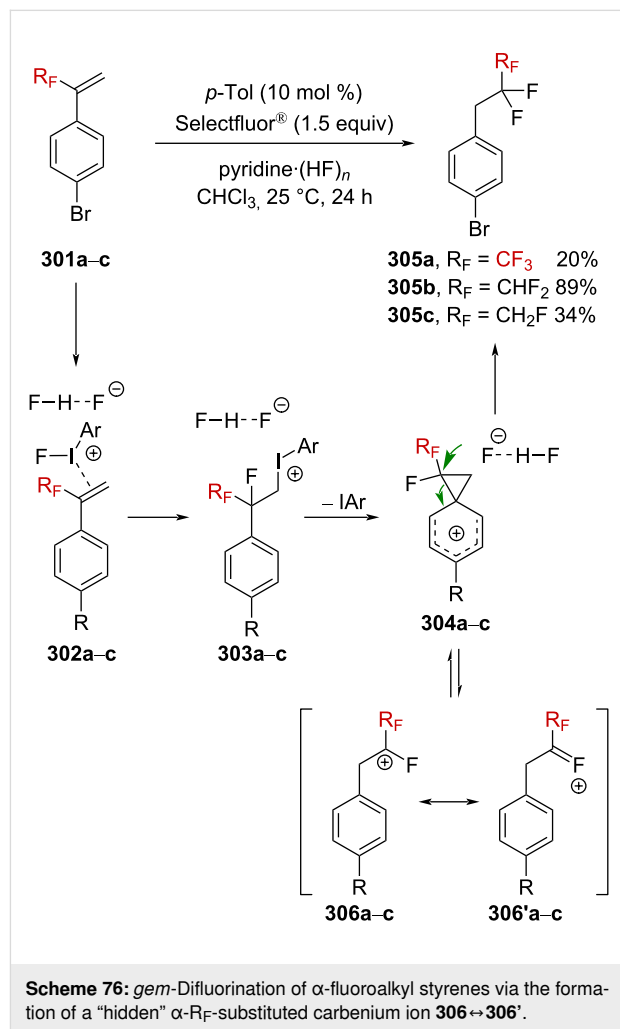


Further evidence for the formation of the putative difluorinated allylcarbenium ion **295** was obtained by dissolving TFP in less acidic  $\text{HSO}_3\text{Cl}$  ( $H_0 = -13.8$  [151]). In this superacidic medium, difluoroallyl sulfonate **299**, resulting from the direct trapping of **295** by the more coordinating  $\text{SO}_3\text{Cl}^-$  anion (compared to  $\text{SO}_3\text{F}^-$ ), was smoothly formed (Scheme 75) [165]. Hence, this demonstrated that the C–F activation of the  $\text{CF}_3$  moiety to generate a difluoroallylcarbenium ion **295** was favored over the formation of a secondary  $\alpha\text{-CF}_3$ -substituted species **300** or a primary aliphatic  $\beta$ -(trifluoromethyl)carbenium ion **254**. Indeed, no evidence for the protonation of TFP was obtained, highlighting once more the extraordinary electron-withdrawing and deactivating potential of the  $\text{CF}_3$  moiety. It is worthy of note that the installation of an aryl group, however, makes the protonation of  $\alpha$ -(trifluoromethyl)styrene derivatives possible, even though a retardation of the rate of  $10^4$ – $10^7$  has been measured due to the presence of the  $\text{CF}_3$  group [68].



To overcome the difficulty to generate trifluoromethyl-substituted alkylcarbenium ions after the activation of trifluoromethyl-substituted alkenes, the stabilization by a neighboring group could be envisaged. In the enantioselective *gem*-difluorination of styrenes catalyzed by hypervalent iodoarene species,

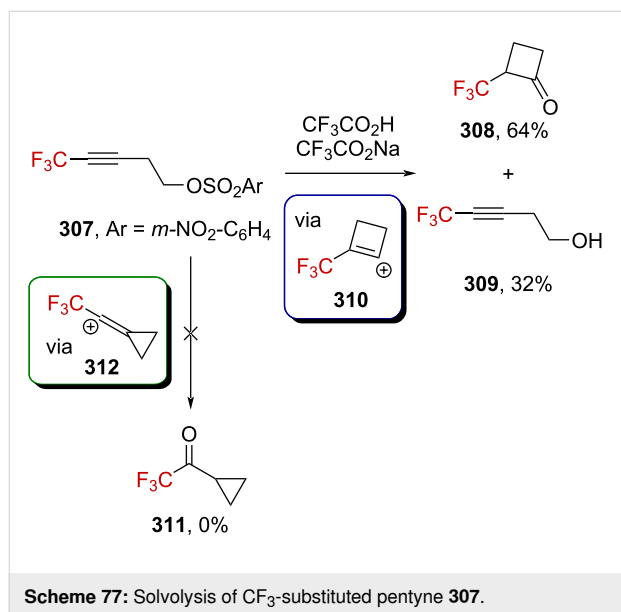
Jacobsen et al. elegantly exploited the stabilizing effect of an aromatic ring through skeletal rearrangement via a phenonium ion intermediate [166]. Recently, Gilmour et al. synthesized highly fluorinated scaffolds using this strategy (Scheme 76) [167]. The widely accepted mechanism for this transformation involves a first fluoriodination of an olefin **301a–c** to give **303a–c**, followed by an anchimerically assisted iodonium elimination to generate the phenonium ions **304a–c** and a subsequent regioselective fluoride addition to furnish compounds **305a–c** (Scheme 76) [168]. In this example, the phenonium species **304a–c** can be regarded as a “hidden”  $\alpha$ -(trifluoromethyl)carbenium ion **306a–c**, in which the fluorine atom in the  $\alpha$  position stabilizes the cation by lone pair back-donation (see **306'a–c**), favoring the whole process.



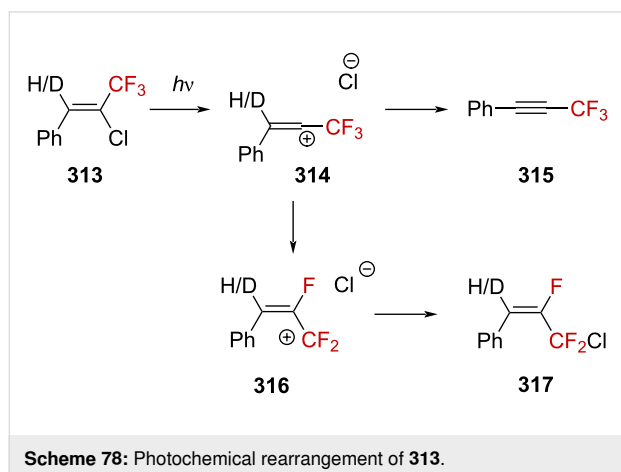
### $\alpha$ -(Trifluoromethyl)vinylcarbenium ions

The involvement of vinyl  $\alpha$ -(trifluoromethyl)carbenium ions is scarcely reported in the literature. Vött et al. reported the synthesis of  $\text{CF}_3$ -containing small rings via the transient formation of vinyl cations [169]. During the course of their study, they in-

investigated the reactivity of CF<sub>3</sub>-substituted pentyne **307**. The solvolysis of **307** in TFA and CF<sub>3</sub>CO<sub>2</sub>Na led to cyclobutanone **308** and alcohol **309**. The isolation of **308** suggests the transient formation of β-(trifluoromethyl)vinyl cation **310**. However, no trace of a cyclopropyl ketone **311** was observed, indicating that this route is prohibited as it requires the generation of a more destabilized α-(trifluoromethyl)vinyl cation **312** of higher energy (Scheme 77).



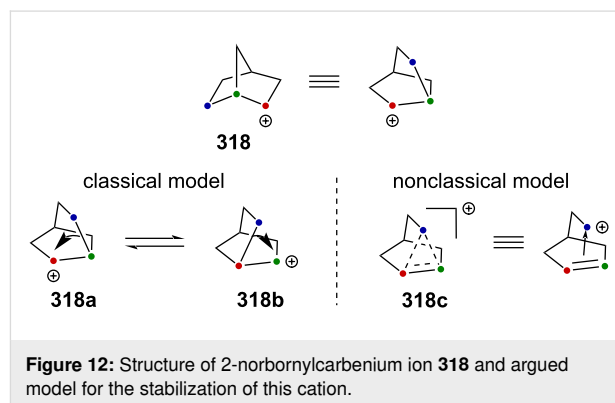
The photochemical formation of α-(trifluoromethyl)vinylcarbenium ions has also been suggested by Lodder et al. (Scheme 78) [170]. UV irradiation of vinyl compound **313** led to the formation of acetylene product **315**, which is suggested to be formed via β-H-elimination from an open α-(trifluoro-methyl)vinylcarbenium ion **314**. A kinetic isotope effect study gave a  $k_H/k_D = 1.22$  ratio, which is in perfect agreement with β-secondary isotope effect values for reactions proceeding through a car-



benium ion. The observation of product **317** strongly supports this cationic mechanism, as it is not unlikely that carbenium ion **314** undergoes a 1,2-fluorine shift (although such a rearrangement has not been experimentally demonstrated so far) to generate the more stable difluorinated allyl cation **316**, which leads to **317** after internal return. Noteworthy, it has been calculated that such a vinyl cation **314** is 42.1 kcal·mol<sup>-1</sup> higher in energy than the corresponding CH<sub>3</sub>-substituted analogues.

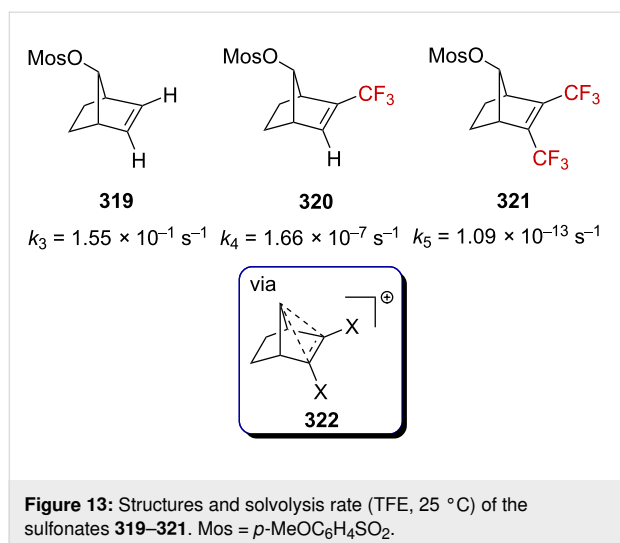
## Nonclassical α-(trifluoromethyl)carbenium ions

The very existence of nonclassical carbocations (3 centers, 2π-electrons) has been the subject of debate for decades. The 2-norbornyl cation became the most emblematic example, and its structure has been proposed either as two carbenium ions, **318a** and **318b**, in a rapid equilibrium or as a symmetrical cation **318c**, displaying a nonclassical pentacoordinated carbon atom (Figure 12) [171–173]. Crossing et al. eventually put an end to this debate by achieving the crystal growth and crystal structure determination of the 2-norbornyl cation, the structure of which was unequivocally assigned as **318c** [174].

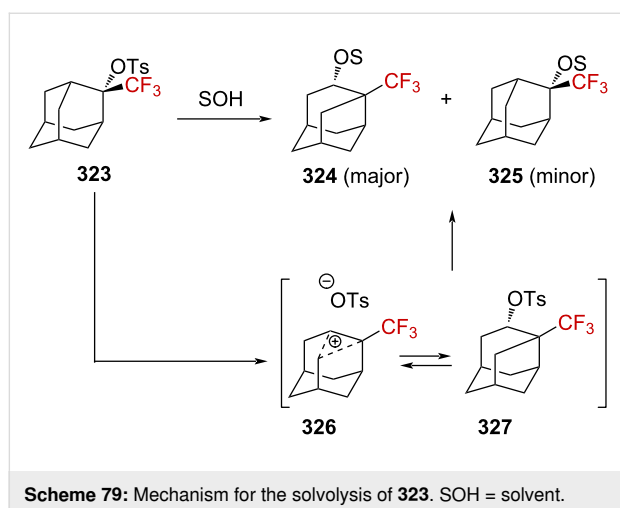


In 1984, as part of their investigations on carbocation stabilization by neighboring group participation, Gassman and Hall brought evidence for the nonclassical model using a strategy involving a progressive destabilization of the resulting cation by the introduction of CF<sub>3</sub> groups in the norbornene derivatives **319–321** (Figure 13) [175]. They found a cumulative effect of the CF<sub>3</sub> groups on the solvolysis rate, with a 10<sup>6</sup>-fold decelerating effect upon the introduction of each CF<sub>3</sub> unit. The authors concluded that “the fact that each CF<sub>3</sub> group decreases the rate of ionization by 10<sup>6</sup> provides overwhelming evidence that the interactions of the double bond [...] with the incipient carbocation involve symmetrical (nonclassical) transition states **322**, rather than pairs of rapidly equilibrating (classical) cations”.

2-Adamantyl tosylate is one of the main references to describe the S<sub>N</sub>1 mechanism in which the carbenium character is maxi-

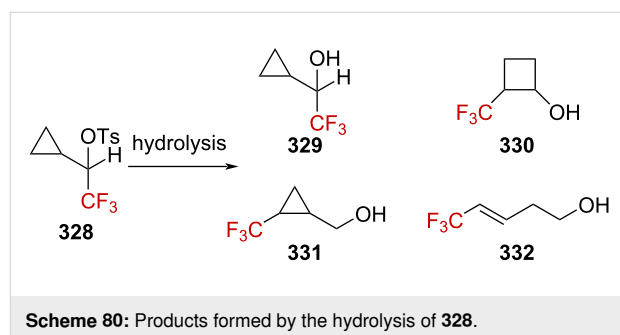


mized. For this reason, Prakash, Tidwell, et al. tried to reach the highest  $k_{\text{H}}/k_{\text{CF}_3}$  ratio by exploring 2-adamantyl-2-trifluoromethyl tosylate (**323**), which was expected to exhibit a profound reluctance to generate a carbenium ion [176]. Ironically, the solvolysis of **323** in several solvents led to an average ratio of  $k_{\text{H}}/k_{\text{CF}_3} = 2.0$ , the smallest ratio ever obtained to date. The explanation for this unprecedented high reactivity for an  $\alpha$ -(trifluoromethyl)alkyl tosylate partly lies in the structure of the major solvolysis product **324** (Scheme 79). Monitoring of the reaction by NMR spectroscopy allowed the observation of intermediate **327**, which was suggested to result from a successive ion pair formation, rearrangement, and internal return. It was then observed that **327** was progressively converted into **324** at a rate 3 times slower than when it was produced from **323**. From these observations, the authors concluded that the high reactivity of **323** was attributed to the  $\sigma$ -donation from the C3–C4 bond, allowing the positive charge to also be shared in the  $\beta$ -position of the CF<sub>3</sub> group via intermediate **326**. Furthermore,

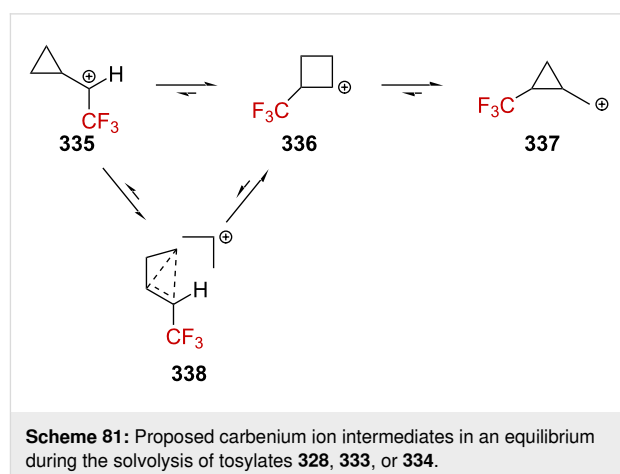


the presence of a ground-state strain of approximately 6.5 kcal·mol<sup>−1</sup> due to the presence of the CF<sub>3</sub> group was established in **323**, and the relief of this intrinsic strain in the transition state would act as an additional driving force and accelerate this reaction.

The solvolysis of cyclopropyl-substituted  $\alpha$ -(trifluoromethyl) tosylate **328** was investigated by Meyer and Hanack, who reported a high tendency of **328** for rearrangements [177]. Hence, the hydrolysis of **328** led to **329** and to a mixture of the rearranged products **330**–**332** (Scheme 80).

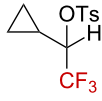
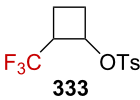
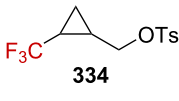


Suspecting that **330** and **331** were obtained from the solvent trapping of the rearranged carbenium ions **336** and **337**, respectively (Scheme 81), the cyclobutyl tosylate **333** and the cyclopropyl tosylate **334** were also solvolyzed (Table 3). Interestingly, while **328** yielded 3.5% of the direct solvent-substituted product **329**, **333** and **334** yielded 25% of **330** and 92% of **331**, respectively, as a result of the lower tendency to rearrange, due to the higher ion stability.



This suggests that **329** generates a highly reactive  $\alpha$ -(trifluoromethyl)carbenium ion **335** upon solvolysis, which rapidly either rearranges via an alkyl shift to the  $\beta$ -(trifluoromethyl)carbenium ion **336** to give **330**, or to the  $\gamma$ -(trifluoromethyl)car-

**Table 3:** Solvolysis products of compounds **328**, **333**, and **334**.

	<b>329</b>	<b>330</b>	<b>331</b>	<b>332</b>
 <b>328</b>	3.5%	28%	32%	34%
 <b>333</b>	—	25%	68%	7%
 <b>334</b>	—	5%	92%	—

benium ion **338** via  $\sigma_{C-C}$  bond donation (i.e., a homoaromatic species), which is trapped at the primary carbon atom, similar as in norbornyl derivatives, to give **332**. Also, **336** can further rearrange by alkyl shift to give the  $\gamma$ -(trifluoromethyl)carbenium ion **337**, which leads to **331**. What is striking from these observations is the effect of the  $CF_3$  group on a positive charge nearby, as it continuously moves the latter from the  $\alpha$ - to  $\beta$ - or eventually from the  $\beta$ - to the  $\gamma$ -position. Kinetic studies conducted by Roberts also support the formation of carbenium ion **335** as the rate-limiting step [178].

## Conclusion

Destabilized carbocations exhibit structural and electronic features that reduce their lifetimes.  $CF_3$ -substituted carbocations are probably the cations that have long been regarded as the worst possible intermediates to be generated in an organic transformation, and therefore were deeply studied as exotic species. The study of  $CF_3$ -substituted carbocations has therefore produced valuable contributions to understand their implications in synthetic transformations. Through these efforts, which are the subjects of this review, great perspectives in modern synthetic chemistry are expected as a result of the exploitation of these underestimated cationic intermediates.

## Acknowledgements

The authors thank the French fluorine network (GIS-FLUOR).

## Funding

We gratefully acknowledge the Frontier Research in Chemistry Foundation (FRC), the Université de Strasbourg (grant FLE-FRC-0002-0035, SuperFIOx), the Université de Poitiers, and the CNRS for financial support. The authors also acknowledge financial support from the European Union (ERDF) and the Région Nouvelle Aquitaine (SUPERDIV project-HABISAN program).

## ORCID® iDs

Anthony J. Fernandes - <https://orcid.org/0000-0001-8372-7982>

Armen Panossian - <https://orcid.org/0000-0003-2317-1200>

Frédéric R. Leroux - <https://orcid.org/0000-0001-8900-5753>

Sébastien Thibaudeau - <https://orcid.org/0000-0002-6246-5829>

## References

- Naredla, R. R.; Klumpp, D. A. *Chem. Rev.* **2013**, *113*, 6905–6948. doi:10.1021/cr4001385
- Olah, G. A.; Reddy, V. P.; Prakash, G. K. S. *Chem. Rev.* **1992**, *92*, 69–95. doi:10.1021/cr00009a003
- Olah, G. A.; Prakash, G. K. S.; Molnár, Á.; Sommer, J. *Superacid Chemistry*, 2nd ed.; John Wiley & Sons: Hoboken, NJ, USA, 2009. doi:10.1002/9780470421604
- Gassman, P. G.; Tidwell, T. T. *Acc. Chem. Res.* **1983**, *16*, 279–285. doi:10.1021/ar00092a003
- Tidwell, T. T. *Angew. Chem., Int. Ed. Engl.* **1984**, *23*, 20–32. doi:10.1002/anie.198400201
- Creary, X. *Chem. Rev.* **1991**, *91*, 1625–1678. doi:10.1021/cr00008a001
- Liang, T.; Neumann, C. N.; Ritter, T. *Angew. Chem., Int. Ed.* **2013**, *52*, 8214–8264. doi:10.1002/anie.201206566
- Champagne, P. A.; Desroches, J.; Hamel, J.-D.; Vandamme, M.; Paquin, J.-F. *Chem. Rev.* **2015**, *115*, 9073–9174. doi:10.1021/cr500706a
- Neumann, C. N.; Ritter, T. *Angew. Chem., Int. Ed.* **2015**, *54*, 3216–3221. doi:10.1002/anie.201410288
- Ma, J.-A.; Cahard, D. *Chem. Rev.* **2008**, *108*, PR1–PR43. doi:10.1021/cr800221v
- Pupo, G.; Ibba, F.; Ascough, D. M. H.; Vicini, A. C.; Ricci, P.; Christensen, K. E.; Pfeifer, L.; Morphy, J. R.; Brown, J. M.; Paton, R. S.; Gouverneur, V. *Science* **2018**, *360*, 638–642. doi:10.1126/science.aar7941
- Commare, B.; Schmitt, E.; Aribi, F.; Panossian, A.; Vors, J.-P.; Pazenok, S.; Leroux, F. R. *Molecules* **2017**, *22*, 977. doi:10.3390/molecules22060977
- O'Hagan, D. *Chem. Soc. Rev.* **2008**, *37*, 308–319. doi:10.1039/b711844a
- Meanwell, N. A. *J. Med. Chem.* **2018**, *61*, 5822–5880. doi:10.1021/acs.jmedchem.7b01788
- Gillis, E. P.; Eastman, K. J.; Hill, M. D.; Donnelly, D. J.; Meanwell, N. A. *J. Med. Chem.* **2015**, *58*, 8315–8359. doi:10.1021/acs.jmedchem.5b00258
- Zhou, Y.; Wang, J.; Gu, Z.; Wang, S.; Zhu, W.; Aceña, J. L.; Soloshonok, V. A.; Izawa, K.; Liu, H. *Chem. Rev.* **2016**, *116*, 422–518. doi:10.1021/acs.chemrev.5b00392
- Ojima, I. *J. Org. Chem.* **2013**, *78*, 6358–6383. doi:10.1021/jo400301u
- Hammitt, L. P. *Chem. Rev.* **1935**, *17*, 125–136. doi:10.1021/cr60056a010
- Hammitt, L. P. *J. Am. Chem. Soc.* **1937**, *59*, 96–103. doi:10.1021/ja01280a022
- Brown, H. C.; Okamoto, Y. *J. Am. Chem. Soc.* **1958**, *80*, 4979–4987. doi:10.1021/ja01551a055
- McDaniel, D. H.; Brown, H. C. *J. Org. Chem.* **1958**, *23*, 420–427. doi:10.1021/jo01097a026
- Reynolds, W. F.; Dais, P.; Taft, R. W.; Topsom, R. D. *Tetrahedron Lett.* **1981**, *22*, 1795–1797. doi:10.1016/s0040-4039(01)90441-1



23. Reynolds, W. F.; Dais, P.; MacIntyre, D. W.; Topsom, R. D.; Marriott, S.; Von Nagy-Felsobuki, E.; Taft, R. W. *J. Am. Chem. Soc.* **1983**, *105*, 378–384. doi:10.1021/ja00341a015
24. Paddon-Row, M. N.; Santiago, C.; Houk, K. N. *J. Am. Chem. Soc.* **1980**, *102*, 6561–6563. doi:10.1021/ja00541a033
25. Charpentier, M.; Fossey, J.; Tidwell, T. T.; Wolfe, S. *Can. J. Chem.* **1987**, *65*, 473–481. doi:10.1139/v87-082
26. Struble, M. D.; Scerba, M. T.; Siegler, M.; Lectka, T. *Science* **2013**, *340*, 57–60. doi:10.1126/science.1231247
27. Pitts, C. R.; Holl, M. G.; Lectka, T. *Angew. Chem., Int. Ed.* **2018**, *57*, 1924–1927. doi:10.1002/anie.201712021
28. Holl, M. G.; Pitts, C. R.; Lectka, T. *Acc. Chem. Res.* **2020**, *53*, 265–275. doi:10.1021/acs.accounts.9b00554
29. Paddon-Row, M. N.; Houk, K. N.; Tidwell, T. T. *Tetrahedron Lett.* **1982**, *23*, 383–386. doi:10.1016/s0040-4039(00)86837-9
30. Karpov, V. M.; Mezhenkova, T. V.; Platonov, V. E.; Yakobson, G. G. *J. Fluorine Chem.* **1985**, *28*, 115–120. doi:10.1016/s0022-1139(00)85197-0
31. Mezhenkova, T. V.; Sinyakov, V. R.; Karpov, V. M.; Platonov, V. E. *Russ. J. Org. Chem.* **2013**, *49*, 1454–1465. doi:10.1134/s1070428013100096
32. Zonov, Y. V.; Karpov, V. M.; Platonov, V. E. *J. Fluorine Chem.* **2014**, *162*, 71–77. doi:10.1016/j.jfluchem.2014.03.008
33. Zonov, Y. V.; Karpov, V. M.; Mezhenkova, T. V.; Rybalova, T. V.; Gatilov, Y. V.; Platonov, V. E. *J. Fluorine Chem.* **2016**, *188*, 117–125. doi:10.1016/j.jfluchem.2016.06.014
34. Olah, G. A.; Cupas, C. A.; Comisarow, M. B. *J. Am. Chem. Soc.* **1966**, *88*, 362–364. doi:10.1021/ja00954a035
35. Olah, G. A.; Pittman, C. U., Jr. *J. Am. Chem. Soc.* **1966**, *88*, 3310–3312. doi:10.1021/ja00966a024
36. Olah, G. A.; Prakash, G. K. S.; Arvanaghi, M.; Krishnamurthy, V. V.; Narang, S. C. *J. Am. Chem. Soc.* **1984**, *106*, 2378–2380. doi:10.1021/ja00320a026
37. White, J. R.; Price, G. J.; Plucinski, P. K.; Frost, C. G. *Tetrahedron Lett.* **2009**, *50*, 7365–7368. doi:10.1016/j.tetlet.2009.10.082
38. Laali, K. K.; Tanaka, M.; Hollenstein, S.; Cheng, M. *J. Org. Chem.* **1997**, *62*, 7752–7757. doi:10.1021/jo971014z
39. Koshy, K. M.; Tidwell, T. T. *J. Am. Chem. Soc.* **1980**, *102*, 1216–1218. doi:10.1021/ja00523a077
40. Allen, A. D.; Jansen, M. P.; Koshy, K. M.; Mangru, N. N.; Tidwell, T. T. *J. Am. Chem. Soc.* **1982**, *104*, 207–211. doi:10.1021/ja00365a037
41. Jansen, M. P.; Koshy, K. M.; Mangru, N. N.; Tidwell, T. T. *J. Am. Chem. Soc.* **1981**, *103*, 3863–3867. doi:10.1021/ja00403a040
42. Guo, Z.; Fry, A. *Tetrahedron Lett.* **1986**, *27*, 5059–5062. doi:10.1016/s0040-4039(00)85132-1
43. Liu, K. T.; Kuo, M. Y.; Sheu, C. F. *J. Am. Chem. Soc.* **1982**, *104*, 211–215. doi:10.1021/ja00365a038
44. Anslyn, E. V.; Dougherty, D. A. *Modern Physical Organic Chemistry*; University Science Books: Sausalito, CA, USA, 2005.
45. Schadt, F. L.; Bentley, T. W.; Schleyer, P. v. R. *J. Am. Chem. Soc.* **1976**, *98*, 7667–7675. doi:10.1021/ja00440a037
46. Harrington, C. K. Ph.D. Thesis, The Ohio State University, Columbus, OH, USA, 1976. *Diss. Abstr.* **1976**, *37*, 2248B.
47. Pegolotti, J. A.; Young, W. G. *J. Am. Chem. Soc.* **1961**, *83*, 3251–3258. doi:10.1021/ja01476a018
48. Allen, A. D.; Ambidge, I. C.; Che, C.; Micheal, H.; Muir, R. J.; Tidwell, T. *J. Am. Chem. Soc.* **1983**, *105*, 2343–2350. doi:10.1021/ja00346a039
49. Richard, J. P. *J. Am. Chem. Soc.* **1986**, *108*, 6819–6820. doi:10.1021/ja00281a068
50. Richard, J. P. *J. Am. Chem. Soc.* **1989**, *111*, 1455–1465. doi:10.1021/ja00186a047
51. Vuković, V. D.; Richmond, E.; Wolf, E.; Moran, J. *Angew. Chem., Int. Ed.* **2017**, *56*, 3085–3089. doi:10.1002/anie.201612573
52. Allen, A. D.; Girdhar, R.; Jansen, M. P.; Mayo, J. D.; Tidwell, T. T. *J. Org. Chem.* **1986**, *51*, 1324–1329. doi:10.1021/jo00358a031
53. Liu, K.-T.; Kuo, M.-Y. *Tetrahedron Lett.* **1985**, *26*, 355–358. doi:10.1016/s0040-4039(01)80816-9
54. Liu, K. T.; Chang, S. M.; Chen, H. I.; Chiu, P. F.; Wu, T. R. *J. Org. Chem.* **1991**, *56*, 1315–1317. doi:10.1021/jo00003a075
55. Cohen, S. *J. Am. Chem. Soc.* **1957**, *79*, 1499–1502. doi:10.1021/ja01563a062
56. Kaluszyner, A.; Cohen, S. *Tetrahedron* **1960**, *11*, 252–255. doi:10.1016/s0040-4020(01)93174-6
57. Streitwieser, A.; Marchand, A. P.; Pudjaatmaka, A. H. *J. Am. Chem. Soc.* **1967**, *89*, 693–694. doi:10.1021/ja00979a042
58. Dao, L. H.; Maleki, M.; Hopkinson, A. C.; Lee-Ruff, E. *J. Am. Chem. Soc.* **1986**, *108*, 5237–5242. doi:10.1021/ja00277a030
59. Gassman, P. G.; Ray, J. A.; Wenthold, P. G.; Mickelson, J. W. *J. Org. Chem.* **1991**, *56*, 5143–5146. doi:10.1021/jo00017a029
60. Martynov, M. Y.; Iakovenko, R. O.; Kazakova, A. N.; Boyarskaya, I. A.; Vasilyev, A. V. *Org. Biomol. Chem.* **2017**, *15*, 2541–2550. doi:10.1039/c7ob00406k
61. Iakovenko, R. O.; Chicca, A.; Nieri, D.; Reynoso-Moreno, I.; Gertsch, J.; Krasavin, M.; Vasilyev, A. V. *Tetrahedron* **2019**, *75*, 624–632. doi:10.1016/j.tet.2018.12.041
62. Zerov, A. V.; Bulova, A. A.; Khoroshilova, O. V.; Vasilyev, A. V. *Org. Chem. Front.* **2019**, *6*, 3264–3268. doi:10.1039/c9qo00822e
63. Astrologes, G. W.; Martin, J. C. *J. Am. Chem. Soc.* **1977**, *99*, 4400–4404. doi:10.1021/ja00455a031
64. Allen, A. D.; Kanagasabapathy, V. M.; Tidwell, T. T. *J. Am. Chem. Soc.* **1983**, *105*, 5961–5962. doi:10.1021/ja00356a065
65. Kanagasabapathy, V. M.; Sawyer, J. F.; Tidwell, T. T. *J. Org. Chem.* **1985**, *50*, 503–509. doi:10.1021/jo00204a016
66. Allen, A. D.; Kanagasabapathy, V. M.; Tidwell, T. T. *J. Am. Chem. Soc.* **1986**, *108*, 3470–3474. doi:10.1021/ja00272a050
67. Richard, J. P.; Amyes, T. L.; Bei, L.; Stubblefield, V. *J. Am. Chem. Soc.* **1990**, *112*, 9513–9519. doi:10.1021/ja00182a010
68. Koshy, K. M.; Roy, D.; Tidwell, T. T. *J. Am. Chem. Soc.* **1979**, *101*, 357–363. doi:10.1021/ja00496a014
69. Mishima, M.; Inoue, H.; Fujio, M.; Tsuno, Y. *Tetrahedron Lett.* **1989**, *30*, 2101–2104. doi:10.1016/s0040-4039(01)93723-2
70. Kwong-Chip, J.-M.; Tidwell, T. T. *Tetrahedron Lett.* **1989**, *30*, 1319–1322. doi:10.1016/s0040-4039(00)99454-1
71. Ling, Y.; An, D.; Zhou, Y.; Rao, W. *Org. Lett.* **2019**, *21*, 3396–3401. doi:10.1021/acs.orglett.9b01135
72. Zou, Y.-X.; Liu, X.-Y.; Zhang, J.; Yang, H.-L.; Yang, X.-Y.; Liu, X.-L.; Chu, Y.-W.; Chen, L. *Adv. Synth. Catal.* **2019**, *361*, 5311–5316. doi:10.1002/adsc.201900987
73. Khoroshilova, O. V.; Vasilyev, A. V. *J. Org. Chem.* **2020**, *85*, 5872–5883. doi:10.1021/acs.joc.0c00170
74. Poulter, C. D.; Satterwhite, D. M.; Rilling, H. C. *J. Am. Chem. Soc.* **1976**, *98*, 3376–3377. doi:10.1021/ja00427a056
75. Poulter, C. D.; Rilling, H. C. *Acc. Chem. Res.* **1978**, *11*, 307–313. doi:10.1021/ar50128a004
76. Gassman, P. G.; Harrington, C. K. *J. Org. Chem.* **1984**, *49*, 2258–2273. doi:10.1021/jo00186a035

77. Radix-Large, S.; Kucharski, S.; Langlois, B. R. *Synthesis* **2004**, 456–465. doi:10.1055/s-2004-815928
78. Prakash, G. K. S.; Kantamani, S.; Reddy, V. P.; Rasul, G. *Res. Chem. Intermed.* **1996**, *22*, 717–724. doi:10.1163/156856796x00278
79. Kazakova, A. N.; Iakovenko, R. O.; Muzalevskiy, V. M.; Boyarskaya, I. A.; Avdontceva, M. S.; Starova, G. L.; Vasilyev, A. V.; Nenajdenko, V. G. *Tetrahedron Lett.* **2014**, *55*, 6851–6855. doi:10.1016/j.tetlet.2014.10.083
80. Kazakova, A. N.; Iakovenko, R. O.; Boyarskaya, I. A.; Nenajdenko, V. G.; Vasilyev, A. V. *J. Org. Chem.* **2015**, *80*, 9506–9517. doi:10.1021/acs.joc.5b01398
81. Kazakova, A. N.; Iakovenko, R. O.; Boyarskaya, I. A.; Ivanov, A. Y.; Avdontceva, M. S.; Zolotarev, A. A.; Panikorovsky, T. L.; Starova, G. L.; Nenajdenko, V. G.; Vasilyev, A. V. *Org. Chem. Front.* **2017**, *4*, 255–265. doi:10.1039/c6qo00643d
82. Nicholas, K. M. *Acc. Chem. Res.* **1987**, *20*, 207–214. doi:10.1021/ar00138a001
83. Kondratenko, M. A.; Malézieux, B.; Gruselle, M.; Bonnet-Delpon, D.; Bégué, J. P. *J. Organomet. Chem.* **1995**, *487*, C15–C17. doi:10.1016/0022-328x(94)05126-v
84. Amouri, H.; Bégué, J.-P.; Chennoufi, A.; Bonnet-Delpon, D.; Gruselle, M.; Malézieux, B. *Org. Lett.* **2000**, *2*, 807–809. doi:10.1021/ol005554l
85. Gruselle, M.; Malézieux, B.; Andrés, R.; Amouri, H.; Vaissermann, J.; Melikyan, G. G. *Eur. J. Inorg. Chem.* **2000**, 359–368. doi:10.1002/(sici)1099-0682(200002)2000:2<359::aid-ejic359>3.0.co;2-v
86. Zerov, A. V.; Starova, G. L.; Suslonov, V. V.; Khoroshilova, O. V.; Vasilyev, A. V. *Org. Lett.* **2018**, *20*, 784–787. doi:10.1021/acs.orglett.7b03920
87. Noël, F.; Vuković, V. D.; Yi, J.; Richmond, E.; Kravjanc, P.; Moran, J. *J. Org. Chem.* **2019**, *84*, 15926–15947. doi:10.1021/acs.joc.9b02398
88. Beaver, M. G.; Buscagan, T. M.; Lavinda, O.; Woerpel, K. A. *Angew. Chem., Int. Ed.* **2016**, *55*, 1816–1819. doi:10.1002/anie.201507806
89. Martin, A.; Arda, A.; Désiré, J.; Martin-Mingot, A.; Probst, N.; Sinaÿ, P.; Jiménez-Barbero, J.; Thibaudeau, S.; Blériot, Y. *Nat. Chem.* **2016**, *8*, 186–191. doi:10.1038/nchem.2399
90. Adero, P. O.; Amarasekara, H.; Wen, P.; Bohé, L.; Crich, D. *Chem. Rev.* **2018**, *118*, 8242–8284. doi:10.1021/acs.chemrev.8b00083
91. Olah, G. A.; Burchrichter, A.; Rasul, G.; Yudin, A. K.; Prakash, G. K. S. *J. Org. Chem.* **1996**, *61*, 1934–1939. doi:10.1021/jo9516493
92. Kray, W. D.; Rosser, R. W. *J. Org. Chem.* **1977**, *42*, 1186–1189. doi:10.1021/jo00427a018
93. Fung, S.; Abraham, N. A.; Bellini, F.; Sestanj, K. *Can. J. Chem.* **1983**, *61*, 368–371. doi:10.1139/v83-066
94. Bonnet-Delpon, D.; Charpentier-Morize, M.; Jacquot, R. *J. Org. Chem.* **1988**, *53*, 759–762. doi:10.1021/jo00239a011
95. Aubert, C.; Bégué, J.-P.; Bonnet-Delpon, D.; Mesureur, D. *J. Chem. Soc., Perkin Trans. 1* **1989**, 395–399. doi:10.1039/p19890000395
96. Nie, J.; Zhang, G.-W.; Wang, L.; Fu, A.; Zheng, Y.; Ma, J.-A. *Chem. Commun.* **2009**, 2356–2358. doi:10.1039/b900474b
97. Fu, A.; Meng, W.; Li, H.; Nie, J.; Ma, J.-A. *Org. Biomol. Chem.* **2014**, *12*, 1908–1918. doi:10.1039/c3ob42157k
98. Sasaki, S.; Ikekame, Y.; Tanayama, M.; Yamauchi, T.; Higashiyama, K. *Synlett* **2012**, *23*, 2699–2703. doi:10.1055/s-0032-1317485
99. Yuan, X.; Wu, L.; Xu, C.; Pan, Z.; Shi, L.; Yang, G.; Wang, C.; Fan, S. *Tetrahedron Lett.* **2019**, *60*, 151329. doi:10.1016/j.tetlet.2019.151329
100. Wang, Y.; Yuan, Y.; Xing, C.-H.; Lu, L. *Tetrahedron Lett.* **2014**, *55*, 1045–1048. doi:10.1016/j.tetlet.2013.12.078
101. Olah, G. A.; Klumpp, D. A. *Superelectrophiles and Their Chemistry*; John Wiley & Sons: Hoboken, NJ, USA, 2007. doi:10.1002/9780470185124
102. O'Connor, M. J.; Boblak, K. N.; Topinka, M. J.; Kindelin, P. J.; Briski, J. M.; Zheng, C.; Klumpp, D. A. *J. Am. Chem. Soc.* **2010**, *132*, 3266–3267. doi:10.1021/ja1001482
103. Guy, A.; Lobgeois, A.; Lemaire, M. *J. Fluorine Chem.* **1986**, *32*, 361–366. doi:10.1016/s0022-1139(00)81944-2
104. Gong, Y.; Kato, K.; Kimoto, H. *Bull. Chem. Soc. Jpn.* **2000**, *73*, 249–250. doi:10.1246/bcsj.73.249
105. Yuefa, G.; Katsuya, K.; Hiroshi, K. *Bull. Chem. Soc. Jpn.* **2001**, *74*, 377–383.
106. Sakumo, K.; Kuki, N.; Kuno, T.; Takagi, T.; Koyama, M.; Ando, A.; Kumadaki, I. *J. Fluorine Chem.* **1999**, *93*, 165–170. doi:10.1016/s0022-1139(98)00291-7
107. Fujii, S.; Maki, Y.; Kimoto, H.; Cohen, L. A. *J. Fluorine Chem.* **1986**, *30*, 415–428. doi:10.1016/s0022-1139(00)85096-4
108. Maki, Y.; Kimoto, H.; Fujii, S.; Senga, M.; Cohen, L. A. *J. Fluorine Chem.* **1988**, *39*, 47–59. doi:10.1016/s0022-1139(00)82736-0
109. Gong, Y.; Kato, K.; Kimoto, H. *Synlett* **1999**, 1403–1404. doi:10.1055/s-1999-2867
110. Gong, Y.; Kato, K. *J. Fluorine Chem.* **2001**, *108*, 83–86. doi:10.1016/s0022-1139(00)00407-3
111. Gong, Y.; Kato, K. *J. Fluorine Chem.* **2002**, *116*, 103–107. doi:10.1016/s0022-1139(02)00044-1
112. Zhang, G.-W.; Wang, L.; Nie, J.; Ma, J.-A. *Adv. Synth. Catal.* **2008**, *350*, 1457–1463. doi:10.1002/adsc.200800239
113. Yang, C.; Xue, X.-S.; Li, X.; Cheng, J.-P. *J. Org. Chem.* **2014**, *79*, 4340–4351. doi:10.1021/jo500158e
114. Akiyama, T.; Mori, K. *Chem. Rev.* **2015**, *115*, 9277–9306. doi:10.1021/acs.chemrev.5b00041
115. Fuchigami, T.; Nakagawa, Y.; Nonaka, T. *J. Org. Chem.* **1987**, *52*, 5489–5491. doi:10.1021/jo00233a043
116. Fuchigami, T.; Ichikawa, S.; Konno, A. *Chem. Lett.* **1989**, *18*, 1987–1988. doi:10.1246/cl.1989.1987
117. Xu, Y.; Dolbier, W. R. *J. Org. Chem.* **2000**, *65*, 2134–2137. doi:10.1021/jo991750y
118. Ates, C.; Janousek, Z.; Viehe, H. G. *Tetrahedron Lett.* **1993**, *34*, 5711–5714. doi:10.1016/s0040-4039(00)73840-8
119. Xu, Y.; Dolbier, W. R., Jr. *Tetrahedron Lett.* **1998**, *39*, 9151–9154. doi:10.1016/s0040-4039(98)02106-6
120. Billard, T.; Langlois, B. R.; Blond, G. *Tetrahedron Lett.* **2000**, *41*, 8777–8780. doi:10.1016/s0040-4039(00)01552-5
121. Blond, G.; Billard, T.; Langlois, B. R. *J. Org. Chem.* **2001**, *66*, 4826–4830. doi:10.1021/jo015587u
122. Billard, T.; Langlois, B. R. *J. Org. Chem.* **2002**, *67*, 997–1000. doi:10.1021/jo016265t
123. Huguenot, F.; Brigaud, T. *J. Org. Chem.* **2006**, *71*, 7075–7078. doi:10.1021/jo0607717
124. Chaume, G.; Barbeau, O.; Lesot, P.; Brigaud, T. *J. Org. Chem.* **2010**, *75*, 4135–4145. doi:10.1021/jo100518t
125. Rover-Kevers, M.; Vertommen, L.; Huys, F.; Merényi, R.; Janousek, Z.; Viehe, H. G. *Angew. Chem., Int. Ed. Engl.* **1981**, *20*, 1023–1024. doi:10.1002/anie.198110231

126. Bégué, J.-P.; Bonnet-Delpon, D.; Crousse, B.; Legros, J. *Chem. Soc. Rev.* **2005**, *34*, 562–572. doi:10.1039/b401707m
127. Fuchigami, T.; Ichikawa, S.; Kandeel, Z. E.; Konno, A.; Nonaka, T. *Heterocycles* **1990**, *31*, 415–417. doi:10.3987/com-89-5295
128. Okano, T.; Sakaida, T.; Eguchi, S. *Heterocycles* **1997**, *44*, 227–236. doi:10.3987/com-96-s12
129. Long, Y. O.; Higuchi, R. I.; Caferro, T. R.; Lau, T. L. S.; Wu, M.; Cummings, M. L.; Martinborough, E. A.; Marschke, K. B.; Chang, W. Y.; López, F. J.; Karanewsky, D. S.; Zhi, L. *Bioorg. Med. Chem. Lett.* **2008**, *18*, 2967–2971. doi:10.1016/j.bmcl.2008.03.062
130. Levin, V. V.; Kozlov, M. A.; Dilman, A. D.; Belyakov, P. A.; Struchkova, M. I.; Tartakovsky, V. A. *Russ. Chem. Bull.* **2009**, *58*, 484–486. doi:10.1007/s11172-010-0039-x
131. Tran, G.; Meier, R.; Harris, L.; Browne, D. L.; Ley, S. V. *J. Org. Chem.* **2012**, *77*, 11071–11078. doi:10.1021/jo302052m
132. Pandey, V. K.; Anbarasan, P. *J. Org. Chem.* **2014**, *79*, 4154–4160. doi:10.1021/jo5002998
133. Lensen, N.; Marais, J.; Brigaud, T. *Org. Lett.* **2015**, *17*, 342–345. doi:10.1021/ol503448w
134. Ben Jamaa, A.; Grellepois, F. *J. Org. Chem.* **2017**, *82*, 10360–10375. doi:10.1021/acs.joc.7b01814
135. Kudyakova, Y. S.; Bazhin, D. N.; Slepukhin, P. A.; Burgart, Y. V.; Saloutin, V. I.; Charushin, V. N. *Tetrahedron Lett.* **2017**, *58*, 744–747. doi:10.1016/j.tetlet.2017.01.026
136. Lee, A.; Zhu, J. L.; Feoktistova, T.; Brueckner, A. C.; Cheong, P. H.-Y.; Scheidt, K. A. *Angew. Chem., Int. Ed.* **2019**, *58*, 5941–5945. doi:10.1002/anie.201900600
137. Mitobe, K.; Kawasaki-Takasuka, T.; Agou, T.; Kubota, T.; Yamazaki, T. *J. Fluorine Chem.* **2019**, *218*, 36–41. doi:10.1016/j.jfluchem.2018.11.012
138. Maulide, N.; Shaaban, S.; Goncalves, C.; Tona, V.; Kaiser, D.; Hsu, C.-S. *Production of amines via a hydroaminoalkylation reaction*. WO Patent WO/2019/219942A1, Nov 21, 2019.
139. Fuchigami, T.; Yamamoto, K.; Nakagawa, Y. *J. Org. Chem.* **1991**, *56*, 137–142. doi:10.1021/jo00001a028
140. Uneyama, K.; Momota, M.; Hayashida, K.; Itoh, T. *J. Org. Chem.* **1990**, *55*, 5364–5368. doi:10.1021/jo00306a013
141. Fuchigami, T.; Nakagawa, Y.; Nonaka, T. *Tetrahedron Lett.* **1986**, *27*, 3869–3872. doi:10.1016/s0040-4039(00)83902-7
142. Mykhailiuk, P. K. *Chem. Rev.* **2020**, *120*, 12718–12755. doi:10.1021/acs.chemrev.0c00406
143. Mohrig, J. R.; Keegstra, K. *J. Am. Chem. Soc.* **1967**, *89*, 5492–5493. doi:10.1021/ja00997a056
144. Dahn, H.; Lenoir, J. H. *Helv. Chim. Acta* **1979**, *62*, 2218–2229. doi:10.1002/hlca.19790620719
145. Gross, P.; Steiner, H.; Krauss, F. *Trans. Faraday Soc.* **1936**, *32*, 877–879. doi:10.1039/ff9363200877
146. Gross, P.; Steiner, H.; Krauss, F. *Trans. Faraday Soc.* **1938**, *34*, 351–356. doi:10.1039/ff9383400351
147. Diderich, G. *Helv. Chim. Acta* **1972**, *55*, 2103–2112. doi:10.1002/hlca.19720550629
148. Gassen, K.-R.; Kirmse, W. *Chem. Ber.* **1986**, *119*, 2233–2248. doi:10.1002/cber.19861190717
149. Karabatsos, G. J.; Mount, R. A.; Rickter, D. O.; Meyerson, S. *J. Am. Chem. Soc.* **1970**, *92*, 1248–1253. doi:10.1021/ja00708a024
150. Kirmse, W.; Krause, D. *Chem. Ber.* **1975**, *108*, 1855–1863. doi:10.1002/cber.19751080609
151. Olah, G. A.; Prakash, G. K. S.; Molnár, Á.; Sommer, J. *Superacid Systems. Superacid Chemistry*, 2nd ed.; John Wiley & Sons: Hoboken, NJ, USA, 2009; pp 35–82. doi:10.1002/9780470421604.ch2
152. Reich, I. L.; Diaz, A. F.; Winstein, S. *J. Am. Chem. Soc.* **1969**, *91*, 5635–5637. doi:10.1021/ja01048a036
153. Myhre, P. C.; Brown, K. S. *J. Am. Chem. Soc.* **1969**, *91*, 5639–5641. doi:10.1021/ja01048a038
154. Myhre, P. C.; Evans, E. *J. Am. Chem. Soc.* **1969**, *91*, 5641–5644. doi:10.1021/ja01048a039
155. Diaz, A. F.; Reich, I. L.; Winstein, S. *J. Am. Chem. Soc.* **1969**, *91*, 5637–5639. doi:10.1021/ja01048a037
156. Myhre, P. C.; Andrews, G. D. *J. Am. Chem. Soc.* **1970**, *92*, 7595–7596. doi:10.1021/ja00729a020
157. Drabicky, M. J.; Myhre, P. C.; Reich, C. J.; Schmittou, E. R. *J. Org. Chem.* **1976**, *41*, 1472–1474. doi:10.1021/jo00870a043
158. Roberts, D. D.; Hall, E. W. *J. Org. Chem.* **1988**, *53*, 2573–2579. doi:10.1021/jo00246a032
159. Bonnet-Delpon, D.; Cambillau, C.; Charpentier-Morize, M.; Jacquot, R.; Mesureur, D.; Ourevitch, M. *J. Org. Chem.* **1988**, *53*, 754–759. doi:10.1021/jo00239a010
160. Takashi, A.; Junko, Y.; Yoshimasa, S. *Bull. Chem. Soc. Jpn.* **1978**, *51*, 219–224.
161. Gassman, P. G.; Doherty, M. M. *J. Am. Chem. Soc.* **1982**, *104*, 3742–3744. doi:10.1021/ja00377a043
162. Kelly, C. B.; Colthart, A. M.; Constant, B. D.; Corning, S. R.; Dubois, L. N. E.; Genovese, J. T.; Radziewicz, J. L.; Sletten, E. M.; Whitaker, K. R.; Tilley, L. *J. Org. Chem.* **2011**, *13*, 1646–1649. doi:10.1021/ol200121f
163. Mercadante, M. A.; Kelly, C. B.; Hamlin, T. A.; Delle Chiaie, K. R.; Drago, M. D.; Duffy, K. K.; Dumas, M. T.; Fager, D. C.; Glod, B. L. C.; Hansen, K. E.; Hill, C. R.; Leising, R. M.; Lynes, C. L.; MacInnis, A. E.; McGohey, M. R.; Murray, S. A.; Piquette, M. C.; Roy, S. L.; Smith, R. M.; Sullivan, K. R.; Truong, B. H.; Vailonis, K. M.; Gorbatyuk, V.; Leadbeater, N. E.; Tilley, L. *J. Chem. Sci.* **2014**, *5*, 3983–3994. doi:10.1039/c4sc01732c
164. Creary, X. *Beilstein J. Org. Chem.* **2019**, *15*, 1769–1780. doi:10.3762/bjoc.15.170
165. Myhre, P. C.; Andrews, G. D. *J. Am. Chem. Soc.* **1970**, *92*, 7596–7597. doi:10.1021/ja00729a021
166. Banik, S. M.; Medley, J. W.; Jacobsen, E. N. *Science* **2016**, *353*, 51–54. doi:10.1126/science.aaf8078
167. Scheidt, F.; Neufeld, J.; Schäfer, M.; Thiehoff, C.; Gilmour, R. *Org. Lett.* **2018**, *20*, 8073–8076. doi:10.1021/acs.orglett.8b03794
168. Carpenter, W. *J. Org. Chem.* **1966**, *31*, 2688–2689. doi:10.1021/jo01346a512
169. Hanack, M.; Bocher, S.; Herterich, I.; Hummel, K.; Vött, V. *Justus Liebigs Ann. Chem.* **1970**, *733*, 5–26. doi:10.1002/jlac.19707330103
170. van Alem, K.; Belder, G.; Lodder, G.; Zuilhof, H. *J. Org. Chem.* **2005**, *70*, 179–190. doi:10.1021/jo0487956
171. Winstein, S.; Trifan, D. S. *J. Am. Chem. Soc.* **1949**, *71*, 2953. doi:10.1021/ja01176a536
172. Winstein, S.; Shatavsky, M.; Norton, C.; Woodward, R. B. *J. Am. Chem. Soc.* **1955**, *77*, 4183–4184. doi:10.1021/ja01620a078
173. Brown, H. C.; Bell, H. M. *J. Am. Chem. Soc.* **1963**, *85*, 2324. doi:10.1021/ja00898a030
174. Scholz, F.; Himmel, D.; Heinemann, F. W.; Schleyer, P. v. R.; Meyer, K.; Krossing, I. *Science* **2013**, *341*, 62–64. doi:10.1126/science.1238849

175. Gassman, P. G.; Hall, J. B. *J. Am. Chem. Soc.* **1984**, *106*, 4267–4269.  
doi:10.1021/ja00327a035
176. Allen, A. D.; Krishnamurti, R.; Prakash, G. K. S.; Tidwell, T. T.  
*J. Am. Chem. Soc.* **1990**, *112*, 1291–1292. doi:10.1021/ja00159a085
177. Hanack, M.; Meyer, H. *Justus Liebigs Ann. Chem.* **1968**, *720*, 81–97.  
doi:10.1002/jlac.19687200107
178. Roberts, D. D. *J. Org. Chem.* **1991**, *56*, 5661–5665.  
doi:10.1021/jo00019a037

## License and Terms

This is an Open Access article under the terms of the Creative Commons Attribution License (<https://creativecommons.org/licenses/by/4.0>). Please note that the reuse, redistribution and reproduction in particular requires that the author(s) and source are credited and that individual graphics may be subject to special legal provisions.

The license is subject to the *Beilstein Journal of Organic Chemistry* terms and conditions: (<https://www.beilstein-journals.org/bjoc/terms>)

The definitive version of this article is the electronic one which can be found at:  
<https://doi.org/10.3762/bjoc.17.32>