



BRIEF REPORT

REVISED Interplay among positive and negative symptoms, neurocognition, social cognition, and functioning in clinically stable patients with schizophrenia: a network analysis
[version 3; peer review: 2 approved]

Previously titled: Interplay among positive and negative symptoms, neurocognition, social cognition, and functional outcome in clinically stable patients with schizophrenia: a network analysis

Thammanard Charernboon ^{1,2}

¹Faculty of Medicine, Thammasat University, Pathumthani, 12120, Thailand

²Center of Excellence in Applied Epidemiology, Thammasat University, Pathumthani, 12120, Thailand

V3 First published: 08 Dec 2021, 10:1258
<https://doi.org/10.12688/f1000research.74385.1>
Second version: 11 Mar 2022, 10:1258
<https://doi.org/10.12688/f1000research.74385.2>
Latest published: 13 Apr 2022, 10:1258
<https://doi.org/10.12688/f1000research.74385.3>

Abstract

Background: Schizophrenia has a broad range of interrelated symptoms and impairment in functioning. The objective of the study was to explore the interplay between positive symptoms, negative symptoms, neurocognition, social cognition and real-life functioning in patients with schizophrenia using network analysis.

Methods: Participants were 64 clinically stable patients with schizophrenia. Psychopathologic, neurocognition, social cognition, and functioning were measured using the Scale for the Assessment of Positive Symptoms, Scale for the Assessment of Negative Symptoms, Addenbrooke's Cognitive Examination III, Faces test, Reading the Mind in the Eyes test, and Personal Social Performance scale.

Results: The network analysis suggested that functioning was the most central in the network followed by avolition and asociality. Functioning was directly connected to avolition, asociality, blunted affect, neurocognition and emotion recognition. The positive symptoms were the most remote and therefore the least important node.

Conclusion: The high centrality of functioning suggests the need for improving of everyday life skills for patients with schizophrenia. Moreover, treatment of specific negative symptoms, neurocognition and emotion recognition could also enhance functional outcome.

Open Peer Review

Approval Status

	1	2
version 3 (revision) 13 Apr 2022		 view
version 2 (revision) 11 Mar 2022	 view	 view
version 1 08 Dec 2021	 view	 view

1. **Pichai Ittasakul** , Mahidol University, Bangkok, Thailand
2. **Haruo Fujino** , Osaka University, Osaka, Japan

Any reports and responses or comments on the article can be found at the end of the article.

Keywords

Negative symptoms, network analysis, neurocognition, schizophrenia, social cognition

Corresponding author: Thammanard Charernboon (dr.thammanard@gmail.com)

Author roles: Charernboon T: Conceptualization, Data Curation, Formal Analysis, Funding Acquisition, Methodology, Writing – Original Draft Preparation

Competing interests: No competing interests were disclosed.

Grant information: This work was supported by a grant from Faculty of Medicine, Thammasat University (No. 1-01/2562). *The funders had no role in study design, data collection and analysis, decision to publish, or preparation of the manuscript.*

Copyright: © 2022 Charernboon T. This is an open access article distributed under the terms of the [Creative Commons Attribution License](#), which permits unrestricted use, distribution, and reproduction in any medium, provided the original work is properly cited.

How to cite this article: Charernboon T. **Interplay among positive and negative symptoms, neurocognition, social cognition, and functioning in clinically stable patients with schizophrenia: a network analysis [version 3; peer review: 2 approved]** F1000Research 2022, 10:1258 <https://doi.org/10.12688/f1000research.74385.3>

First published: 08 Dec 2021, 10:1258 <https://doi.org/10.12688/f1000research.74385.1>

REVISED Amendments from Version 2

Minor revisions:
This version mainly elaborates the discussion section.

Any further responses from the reviewers can be found at the end of the article

Introduction

Schizophrenia is associated with a broad range of symptoms including positive symptoms, negative symptoms and neurocognition impairments. Recently, social cognition deficits also have been increasingly reported.^{1,2} Despite the increase in new medications and treatments, functional outcome is not as good as expected. Functional recovery is observed in less than 25% of patients with schizophrenia.³

While all of the symptoms are believed to affect functional outcome to some extent, negative symptoms, neurocognitive, and social cognition seem to have the highest impact on functioning.⁴ For example, previous studies generally demonstrate that negative symptoms have associations with poorer levels of functioning.⁵ Neurocognitive impairment is a predictor for low levels of a real-world functioning.⁶ Moreover, in the last decade, social cognition, a relatively new concept, appears to be a strong predictor of social abilities and real-world function. Theory of mind and emotion recognition are the most extensively studied domains in social cognition study, and impairment in these tasks are risk factors for poor social and functional outcome in patients with schizophrenia.^{4,6}

However, the interplay between these symptoms and functioning is highly complex. Since not only can negative symptoms, neurocognition, and social cognition predict functional outcome, all of these symptoms are also interrelated to each other. For example, previous studies demonstrated that negative symptoms were closely associated with social cognition.^{7,8} Social cognition and neurocognition are also usually correlated to some degree.⁹ Moreover, some studies suggest that social cognition might be a mediator between neurocognition and symptomatology.¹⁰ Therefore, as noted before, a traditional statistical approach might not be suitable for examining complex relationships of interconnected variables. For instance, a simple correlation approach could not control for the influence of other variables. Linear regression and structural equation models require a priori assumptions regarding the selection of predictors, mediators, precursors, and outcomes. Furthermore, traditional analysis could not demonstrate which variables connect to other variable more often and which ones play a more or less central role than others.

Network analysis is a relatively new and powerful methodological approach to investigate complex relationship patterns. It is a data-driven technique that does not require a priori assumption of relationships among variables. With a network analysis approach, all phenomena are conceptualized as systems of causally connected signs and symptoms. The system can be analysed and presented in its full complexity.¹¹ In the network, the key variables will be located at the center of the network, while less important and connected variables will be in the periphery. The aim of this study was to explore the interplay of positive symptoms, five groups of negative symptoms, neurocognition, two forms of social cognition (theory of mind, emotion recognition), and functioning in patients with clinically stable schizophrenia using network analysis.

Methods

Participants

64 outpatients with schizophrenia were recruited from a mental health clinic at Thammasat University Hospital, Thailand between February 2018 and August 2019. They were between 20 and 60 years old and had at least four years of education. All patients met criteria for schizophrenia based upon the Diagnostic and Statistical Manual of Mental Disorders-5 (DSM-5) criteria¹² and were in a clinically stable phase, defined as no changes in treatment or symptoms for the previous three months. Exclusion criteria were having a major neurological disorder or other psychiatric disorders (i.e., intellectual disability, active major depressive disorder and substance dependence excluding smoking). The participants were invited to participate in this study by our research assistants during outpatient visits. The study was approved by the Human Research Ethics Committee of Thammasat University (No. MTU-EC-PS-0-191/60). Written informed consent forms were obtained from all participants. Participants had a right to withdraw from the study at any time.

Measures

Positive symptoms

Positive symptoms were measured using the Scale for the Assessment of Positive Symptoms (SAPS).^{13,14} Positive symptoms were presented as a single unitary construct using the sum of global ratings. The global ratings range from 0 to 20 with the higher score indicating more severe positive symptoms.

Negative symptoms

The Scale for the Assessment of Negative Symptoms (SANS) was administered to assess negative symptoms.^{15,16} In this study, negative symptoms were classified into five subdomains i.e., blunted affect, alogia, anhedonia, avolition, and asociality as suggested by the NIMH-MATRICES consensus statement on negative symptoms.¹⁷ Each subdomain has a maximum score of five, which is computed from the average scores of the relevant items of each subdomain. It should be noted that inattention subdomain was not included in the analysis because of its overlap with neurocognitive assessment.

We used five dimensions of negative symptoms instead of a unidimensional approach because several recent factor analysis studies suggest that a unidimensional model of negative symptoms does not adequately capture the complexity of negative symptoms.^{17,18} Furthermore, previous study showed that negative symptoms subdomains seem to have a different relationship with functioning. For example, avolition and apathy seem to be a stronger predictor of poor outcomes than blunted affect.^{4,19} Therefore, utilizing a multidimensional model would avoid losing information relevant to the connection with other variables and the ability of each subdomain to predict functioning.

Neurocognition

The Addenbrooke's Cognitive Examination III (ACE-III) was used to assess neurocognitive function. It assesses five neurocognitive domains: attention, verbal fluency, memory, language, and visuospatial ability with a maximum score of 100 points.^{20,21} A previous study demonstrated that ACE-III was sensitive to detect cognitive impairment in patients with schizophrenia.²² A Thai version of the ACE-III had an excellent inter-rater reliability with a Pearson's correlation of 1.0 ($p < 0.001$).²⁰

Social cognition

The social cognition assessments included tests of emotion recognition (Faces test),²³ and theory of mind (Reading the Mind in the Eyes test: RMET).^{24,25} The Faces test consists of 20 photographs of people faces showing a variety of emotions. The participants were required to match emotions to faces. The maximum score is 20 with a higher score suggesting better emotion recognition ability.²³ The RMET includes 36 pictures of persons' eye regions where participants must select which of four words best describes the mental state of a target person. The RMET has a score range of 0-36 with a higher score indicating better theory of mind capability.^{24,25}

Real-life functioning

The functioning of the participants was measured using the Personal Social Performance scale (PSP).²⁶ It assessed the patients' functioning based on four dimensions: useful activities, social relationships, self-care and disturbing/aggressive behaviors. The score ranges from 1 to 100. A score of 91-100 indicates excellent function, while 1-10 suggests lack of autonomy in basic function.²⁶ The Thai version of the PSP had an acceptable inter-rater reliability with the intraclass correlation coefficients of 0.75 ($p < 0.001$).²⁷

Procedure

Characteristics and clinical data were retrieved from medical records. Psychiatrists interviewed the patients and rated the SAPS, SANS and PSP. Then, the ACE-III, Faces, and RMET tests were administered by independent clinical psychologists on the same day. All measures were paper versions.

Statistical analysis

Descriptive statistic and partial correlation were analyzed using STATA version 14.0. Network analysis was conducted using R version 4.0.5 (R Foundation for Statistical Computing). 10 variables were selected for the network analysis. The least absolute shrinkage and selection operator network (LASSO) was used as type of network. The centrality measures of the network were also analyzed. The network was visualized using qgraph package.

A network was created comprising variables, which are represented by 'nodes' (circle), and the links between the nodes called 'edges' (solid line). Thicker edges represent stronger relationships. Blue edges represent positive correlation, and red edges represent negative correlations. The algorithm places strongly associated nodes at the center of the network and weakly associated variables at the periphery.

The centrality indices are the method to examine the relative centrality of constructs within the network. They reveal which is the most important variable in the network. The common centrality measures are 'strength', 'betweenness' and 'closeness'. Node strength reflects how strongly a node is directly connected to other nodes. It was determined by the sum weighted associations to other nodes. Betweenness of a node is defined as the number of times that a node is part of the shortest path between two other nodes. The closeness of the node implies how easy it is to reach all other nodes. A high closeness index indicated a short average distance from an interest node to all other nodes. For each measure, higher values indicated more centrality in the network.

The accuracy and stability of the centrality indices of the estimated network were examined using edge weight accuracy and case-dropping bootstrap method on the 500 samples. We utilized recommended cut-off for Coefficient Stability (CS-coefficient, correlation = 0.7) at least 0.25 for considering stable network.²⁸

Results

64 patients with schizophrenia were recruited into the study. Characteristics and descriptive statistics of the network analysis variables are reported in [Table 1](#). The patients had a mean age of 37 (standard deviation (SD) 12.6) years and level of education of 13.3 (SD 3.4) years. The average duration of illness was 8 (SD 9) years. [Table 2](#) presents the partial correlation matrix between 10 network analysis variables. There was no missing data in all variables.

The network structure and centrality measures are demonstrated in [Figures 1 and 2](#). The negative symptoms and cognitive function (neurocognition and social cognition) variables seem to be as two separate communities on upper and lower side of the network. The positive symptoms node appears as an isolate and farthest node from the central.

The functioning was found to be the most central node and is displayed in the center of the network structure. It connected and demonstrated inverse correlations to three subdomains of negative symptoms (asociality, avolition and blunt affect) and positive correlations to emotion recognition and neurocognition performance.

In the social cognition domain, only emotion recognition was directly connected to functioning, whereas theory of mind was connected to emotion recognition and neurocognition but not directly connected to functioning. Among cognitive function variables, neurocognition had the highest centrality index and was the strongest connection to functioning.

Table 1. Characteristics and descriptive statistics of variables used in the network analysis.

Variables	Participants (N = 64) Mean (SD)
Gender, male: N (%)	27.0 (42.2%)
Age (years)	37.0 (12.6)
Educational level (years)	13.3 (3.4)
Duration of illness (years)	8.0 (9.0)
SANS-blunted affect score	0.8 (0.8)
SANS-alogia score	0.6 (0.6)
SANS-avolition score	1.2 (1.0)
SANS-anhedonia score	1.1 (1.2)
SANS-asociality score	2.0 (1.2)
Global SAPS score	2.0 (1.9)
ACE III score	82.5 (9.2)
Faces Test score	13.8 (3.0)
RMET score	19.1 (4.2)
PSP score	61.0 (16.9)

SANS: Scale for the Assessment of Negative Symptoms; SAPS: Scale for the Assessment of Positive Symptoms; ACE III: Addenbrooke's Cognitive Examination III; RMET: Reading the Mind in the Eyes test; PSP: Personal and Social Performance scale.

Table 2. Partial correlation matrix between 10 network analysis variables.

Variables	PSP	Blunted affect	Alogia	Avolition	Anhedonia	Asociality	SAPS	ACE III	Faces Test
Blunted affect	-0.26	-							
Alogia	0.06	0.33	-						
Avolition	-0.59	0.04	0.12	-					
Anhedonia	0.18	0.06	0.27	0.44	-				
Asociality	-0.5	-0.11	0.16	-0.11	0.36	-			
SAPS	-0.17	-0.12	-0.2	-0.06	-0.14	0.24	-		
ACE III	0.15	0.06	-0.15	-0.11	0.18	0.02	-0.09	-	
Faces test	0.15	-0.08	-0.1	0.13	-0.18	0.1	-0.09	0.16	-
RMET	0.16	-0.02	-0.05	0.22	-0.04	0.07	0.16	0.37	0.33

SAPS: Scale for the Assessment of Positive Symptoms; ACE III: Addenbrooke's Cognitive Examination III; RMET: Reading the Mind in the Eyes test; PSP: Personal and Social Performance scale.

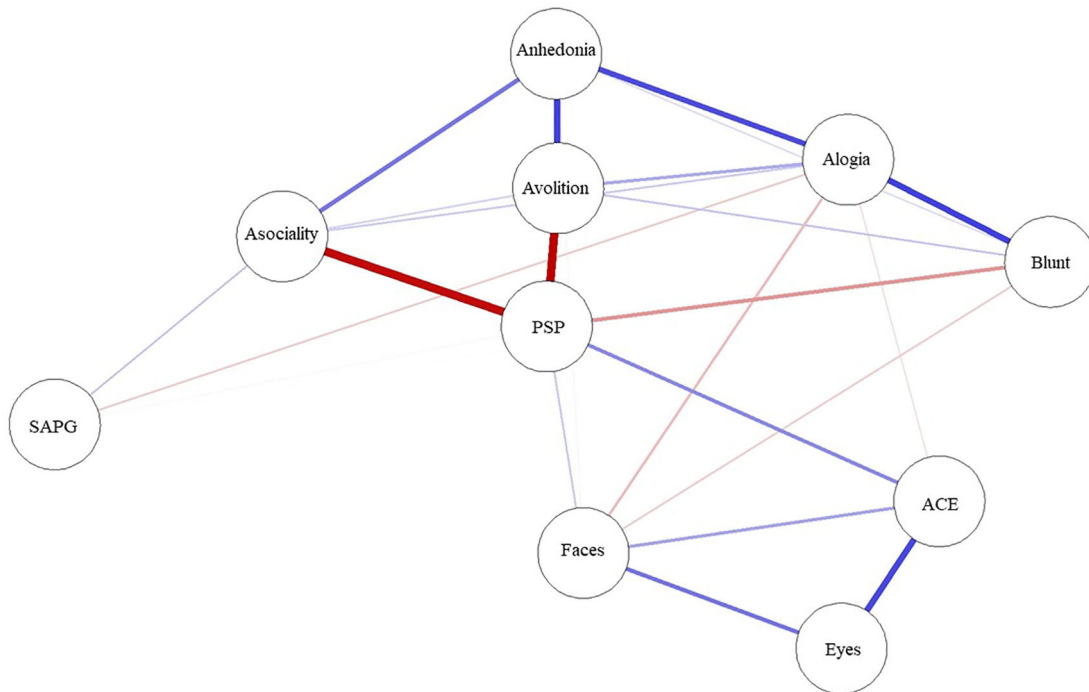


Figure 1. Network analysis of functioning, symptoms, neurocognition and social cognition scores. ACE: Addenbrooke's Cognitive Examination III; Blunt: blunted affect; Eyes: Reading the Mind in the Eyes test; Faces: Faces test; PSP: Personal and Social Performance scale; SAPG: global Scale for the Assessment of Positive Symptoms score.

Among negative symptoms variables, the highest centrality index variables were asociality and avolition subdomains. Except for blunt affect, the other four negative symptoms nodes were interconnected to all other negative symptoms' nodes.

Between negative symptoms and cognitive function, only alogia and blunt affect showed association with emotion recognition and neurocognition, whereas asociality, avolition and anhedonia showed no direct association to cognitive function.

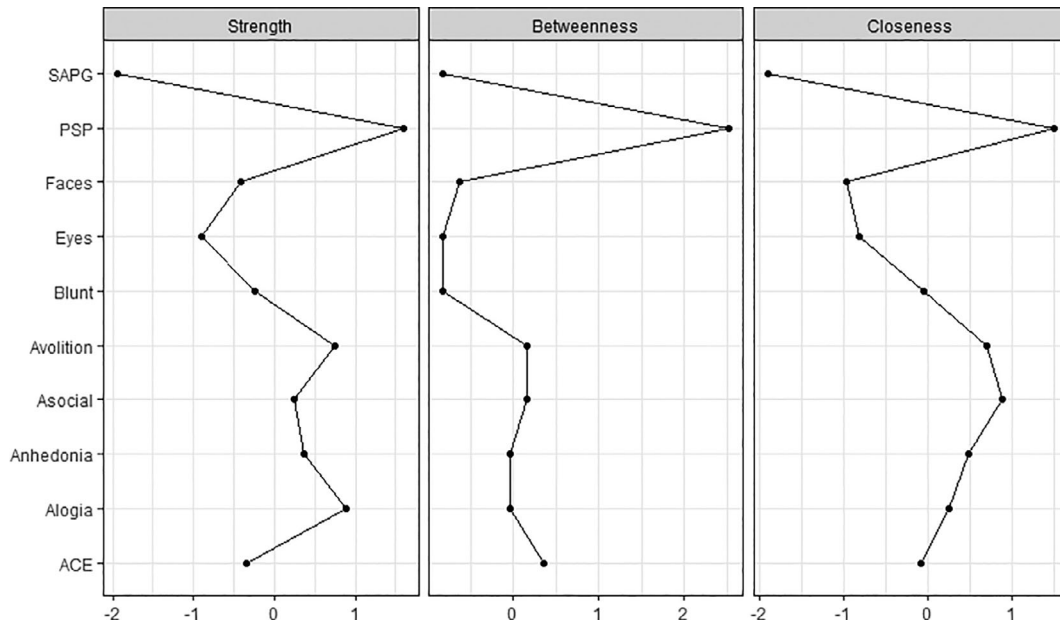


Figure 2. Centrality plots of functioning, symptoms, neurocognition and social cognition scores. ACE: Addenbrooke's Cognitive Examination III; Asocial: asociality; Blunt: blunted affect; Eyes: Reading the Mind in the Eyes test; Faces: Faces test; PSP: Personal and Social Performance scale; SAPG: global Scale for the Assessment of Positive Symptoms score.

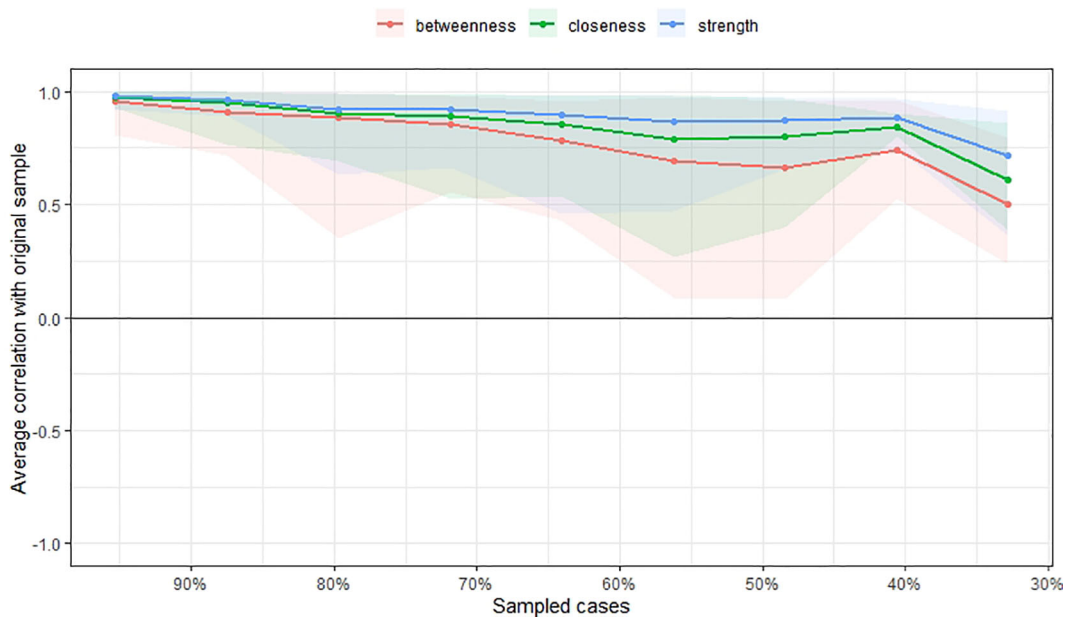


Figure 3. Stability of central indices.

Figures 3 and 4 show the stability of central indices and accuracy of the estimated network. In brief, the CS-coefficient indicates that strength had the highest and acceptable stability (CS-coefficient 0.28); whereas closeness (CS-coefficient 0.13) and betweenness (CS-coefficient 0.2) are not stable under sub-setting cases.

Discussion

This study used a network analysis technique to explore the complex relationships among positive symptoms, negative symptoms, neurocognition, social cognition and real-life functioning. To our knowledge, there are few studies examining this association with network approach.²⁹⁻³¹

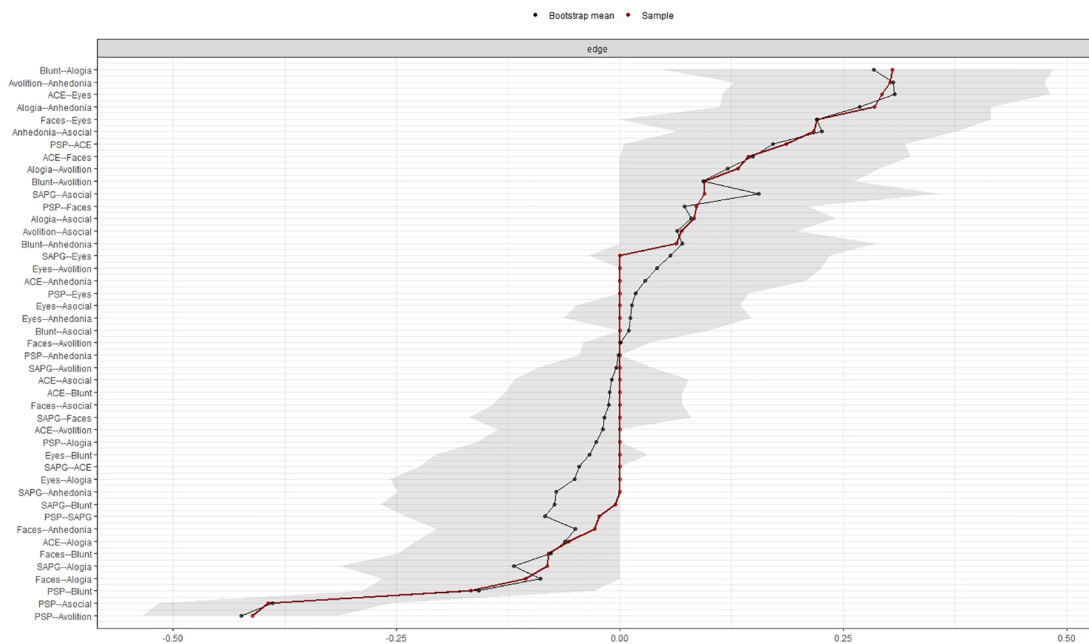


Figure 4. Accuracy of the edge weight estimates.

Our results illustrate that real-life functioning is the most central and key role in the network. It has the highest centrality index in strength, betweenness and closeness. It is also connected to negative symptoms, neurocognition, and social cognition. This finding suggests that real-life functioning should be one of the main targets of schizophrenia treatment and research. Rehabilitation for patients with schizophrenia should be provided and should focus on training of everyday real-life skills.³² Besides functioning, avolition and asociality appear to be the second most central and important symptoms. These two negative symptoms also firmly correlate to functioning and connect to other subdomains of negative symptoms. These results confirm the previous findings that, generally, negative symptoms and cognitive symptoms are the strongest predictors of functional outcome in schizophrenia.^{4,33}

The network also shows that neurocognition and emotion recognition are interconnected and close to real-life functioning. Therefore, neurocognition and emotion recognition training could be implemented and would benefit patients with schizophrenia. It is interesting that emotion recognition might directly improve functioning or could have an indirect effect by decreasing blunt affect symptoms. This association is in line with previous studies that blunted affect seems to be closely related to emotion recognition.^{7,34}

Conforming to previous studies, our network analysis confirms that negative and cognitive symptoms are the most important and influential on functioning in clinically stable patients with schizophrenia.^{31,35} The result underlines the importance of evaluating and treating negative symptoms and cognitive symptoms, as positive symptoms alone have only minimal effect on real-life function. Furthermore, medications that specifically target negative symptoms, social cognition, or neurocognitive symptoms are urgently needed for patients with schizophrenia.

Regarding cognitive function and in line with previous studies on schizophrenia, this study shows that social cognition is highly correlated with neurocognition.^{7,8} The social cognition node that directly links to functioning is emotion recognition. This connection highlights the important role of emotion recognition in patients' real-life functioning. The result supports previous studies that found social cognition to be a strong prediction of function outcome in patients with schizophrenia.^{4,36} On the other hand, though, theory of mind is strongly correlated to neurocognition and emotion recognition; it is not directly connected to functioning and is the most distant cognitive function node.

Compared with the existing network analysis studies on determinants of functioning in schizophrenia, overall, our results are consistent with other studies.^{29,31} First, these studies support that functioning was found to be the most central node, whereas positive symptoms appeared as the farthest node. Second, our results confirm that negative symptoms, neurocognition and social cognition are important contributors to functioning, and better understood as a separate construct.^{29,31} Also consistent with Hajduk et al., the RMET was strongly connected to emotion recognition but not

directly connected to functioning.³¹ However, comparing details of the networks between these studies should be interpreted with caution. Each study used significantly different measurements and variables. For example, each study used different functional assessment scales; and our study used five dimensions of negative symptoms, while the others used two and unidimensional approaches.^{29,31}

Strengths and limitations

The strength of this study is that we used network analysis to examine the complex relationship among real-life functioning, clinical symptoms and cognitive functions. In addition, we also used five dimensions of negative symptoms instead of a unidimensional approach in order to avoid losing information relevant to connections with other factors and the ability of each subdomain to predict functioning.³⁷

Our study has some limitations. First, the sample size was relatively modest. Therefore, positive symptoms and neurocognition were constructed as single-measured variables to minimize the number of parameters. Second, closeness and betweenness should be interpreted with caution since their estimates showed less stability. Therefore, a larger sample might be needed to ensure a more stable estimated network. Third, on account of the inclusion of only clinically stable patients with schizophrenia, most had none or very few positive symptoms, therefore, the results might not be able to be generalized to patients with actively psychotic episodes. Lastly, the cross-sectional nature of the data could not allow proper testing of the direction of the causes and effects. Longitudinal study with long term follow-up period would be more appropriate for evaluating the effects of predictors to future functional outcome.

Data availability

There are restrictions on publicly sharing the dataset, because of the confidential nature of the data and the informed consent given by the study participants, which has been approved by the Human Research Ethics Committee, Faculty of Medicine, Thammasat University. However, the network analysis dataset (ten variables without demographic data) may be requested by contacting the corresponding author (TC) and access will be granted to researchers affiliated with an accredited institution, and reviewers. Full name, title, institution, and purpose for using the dataset should be included in an email.

Acknowledgements

The author would like to thank Tiraya Lerthattasilp, MD and our psychologists for help in collecting the data.

References

- Chareernboon T: **Negative and neutral valences of affective theory of mind are more impaired than positive valence in clinically stable schizophrenia patients.** *Psychiatry Investig.* 2020; **17**(5): 460–464.
[PubMed Abstract](#) | [Publisher Full Text](#)
- Savla GN, Vella L, Armstrong CC, et al.: **Deficits in domains of social cognition in schizophrenia: a meta-analysis of the empirical evidence.** *Schizophr. Bull.* 2013; **39**(5): 979–992.
[PubMed Abstract](#) | [Publisher Full Text](#)
- Haro JM, Novick D, Bertsch J, et al.: **Cross-national clinical and functional remission rates: Worldwide Schizophrenia Outpatient Health Outcomes (W-SOHO) study.** *Br. J. Psychiatry.* 2011; **199**(3): 194–201.
[PubMed Abstract](#) | [Publisher Full Text](#)
- Fett AK, Viechtbauer W, Dominguez MD, et al.: **The relationship between neurocognition and social cognition with functional outcomes in schizophrenia: a meta-analysis.** *Neurosci. Biobehav. Rev.* 2011; **35**(3): 573–588.
[PubMed Abstract](#) | [Publisher Full Text](#)
- Galderisi S, Bucci P, Mucci A, et al.: **Categorical and dimensional approaches to negative symptoms of schizophrenia: focus on long-term stability and functional outcome.** *Schizophr. Res.* 2013; **147**(1): 157–162.
[PubMed Abstract](#) | [Publisher Full Text](#)
- Green MF, Kern RS, Braff DL, et al.: **Neurocognitive deficits and functional outcome in schizophrenia: are we measuring the "right stuff"?** *Schizophr. Bull.* 2012; **26**: 119–136.
[PubMed Abstract](#) | [Publisher Full Text](#)
- Chareernboon T: **Different subdomains of negative symptoms in clinically stable patients with schizophrenia: Determining the nature of their relationships with emotion recognition, theory of mind and neurocognition.** *Cogent Psychology.* 2020; **7**(1): 1849892.
[Publisher Full Text](#)
- Sergi MJ, Rassovsky Y, Widmark C, et al.: **Social cognition in schizophrenia: relationships with neurocognition and negative symptoms.** *Schizophr. Res.* 2007; **90**(1-3): 316–324.
[Publisher Full Text](#)
- Chareernboon T, Patumanond J: **Social cognition in schizophrenia.** *Ment. Illn.* 2017; **9**(1): 7054.
[PubMed Abstract](#) | [Publisher Full Text](#)
- Lam BY, Raine A, Lee TM: **The relationship between neurocognition and symptomatology in people with schizophrenia: social cognition as the mediator.** *BMC Psychiatry.* 2014; **14**: 138.
[PubMed Abstract](#) | [Publisher Full Text](#)
- Borsboom D, Cramer AO: **Network analysis: an integrative approach to the structure of psychopathology.** *Annu. Rev. Clin. Psychol.* 2013; **9**: 91–121.
[PubMed Abstract](#) | [Publisher Full Text](#)
- American Psychiatric Association: *Diagnostic and Statistical Manual of Mental Disorders.* Washington DC: American Psychiatric Publishing; 2013.
[Publisher Full Text](#)
- Andreasen NC: *Scale for the Assessment of Positive Symptoms (SAPS).* University of Iowa Iowa City; 1984.
- Chareernboon T: **Preliminary study of the Thai-version of the Scale for the Assessment of Positive Symptoms (SAPS-Thai): content validity, known-group validity, and internal consistency reliability.** *Arch. Clin. Psychiatry (Sao Paulo).* 2019; **46**(1):

- 5–8.
[Publisher Full Text](#)
15. Andreasen NC: *Scale for the Assessment of Negative Symptoms (SANS): Department of Psychiatry*. College of Medicine, The University of Iowa; 1984.
 16. Charernboon T: **Preliminary Study of the Thai Version of the Scale for the Assessment of Negative Symptoms (SANS-Thai)**. *Global J. Health Sci.* 2019; **11**(6): 19.
[Publisher Full Text](#)
 17. Kirkpatrick B, Fenton WS, Carpenter WT Jr, et al.: **The NIMH-MATRICES consensus statement on negative symptoms**. *Schizophr. Bull.* 2006; **32**(2): 214–219.
[PubMed Abstract](#) | [Publisher Full Text](#)
 18. Strauss GP, Ahmed AO, Young JW, et al.: **Reconsidering the latent structure of negative symptoms in schizophrenia: A review of evidence supporting the 5 consensus domains**. *Schizophr. Bull.* 2019; **45**(4): 725–729.
[PubMed Abstract](#) | [Publisher Full Text](#)
 19. Couture SM, Penn DL, Roberts DL: **The functional significance of social cognition in schizophrenia: a review**. *Schizophr. Bull.* 2006; **32** (Suppl 1): S44–S63.
[PubMed Abstract](#) | [Publisher Full Text](#)
 20. Charernboon T, Jaisin K, Lerthattasilp T: **The Thai version of the Addenbrooke's Cognitive Examination III**. *Psychiatry Investig.* 2016; **13**(5): 571–573.
[PubMed Abstract](#) | [Publisher Full Text](#)
 21. Hsieh S, Schubert S, Hoon C, et al.: **Validation of the Addenbrooke's Cognitive Examination III in frontotemporal dementia and Alzheimer's disease**. *Dement. Geriatr. Cogn. Disord.* 2013; **36**(3-4): 242–250.
[PubMed Abstract](#) | [Publisher Full Text](#)
 22. Charernboon T, Chompookard P: **Detecting cognitive impairment in patients with schizophrenia with the Addenbrooke's Cognitive Examination**. *Asian J. Psychiatr.* 2019; **40**: 19–22.
[PubMed Abstract](#) | [Publisher Full Text](#)
 23. Charernboon T: **Validity and reliability of the Thai version of the Faces Test**. *J. Med. Assoc. Thail.* 2017; **100**(6): 42–45.
 24. Baron-Cohen S, Wheelwright S, Hill J, et al.: **The "Reading the Mind in the Eyes" Test revised version: a study with normal adults, and adults with Asperger syndrome or high-functioning autism**. *J. Child Psychol. Psychiatry.* 2001; **42**(2): 241–251.
[Publisher Full Text](#)
 25. Charernboon T, Lerthattasilp T: **The Reading the Mind in the Eyes Test: Validity and reliability of the Thai version**. *Cogn. Behav. Neurol.* 2017; **30**(3): 98–101.
[PubMed Abstract](#) | [Publisher Full Text](#)
 26. Morosini PL, Magliano L, Brambilla L, et al.: **Development, reliability and acceptability of a new version of the DSM-IV Social and Occupational Functioning Assessment Scale (SOFAS) to assess routine social functioning**. *Acta Psychiatr. Scand.* 2000; **101**(4): 323–329.
[PubMed Abstract](#) | [Publisher Full Text](#)
 27. Srisurapanont M, Arunpongpaial S, Chuntaruchikapong S, et al.: **Cross-cultural validation and inter-rater reliability of the Personal and Social Performance scale, Thai version**. *J. Med. Assoc. Thai.* 2008; **91**(10): 1603–1608.
[PubMed Abstract](#)
 28. Epskamp S, Borsboom D, Fried EI: **Estimating psychological networks and their accuracy: A tutorial paper**. *Behav. Res.* 2018; **50**: 195–212.
[PubMed Abstract](#) | [Publisher Full Text](#)
 29. Hajdúk M, Penn DL, Harvey PD, et al.: **Social cognition, neurocognition, symptomatology, functional competences and outcomes in people with schizophrenia - A network analysis perspective**. *J. Psychiatr. Res.* 2021; **144**: 8–13.
[PubMed Abstract](#) | [Publisher Full Text](#)
 30. Lui SSY, Zhang RT, Lau WYS, et al.: **Prospective memory influences social functioning in people with first-episode schizophrenia: A network analysis and longitudinal study**. *J. Clin. Psychiatry.* 2022; **83**(2): 21m14114.
[Publisher Full Text](#)
 31. Galderisi S, Rucci P, Kirkpatrick B, et al.: **Interplay among psychopathologic variables, personal resources, context-related factors, and real-life functioning in individuals with schizophrenia: A network analysis**. *JAMA Psychiatr.* 2018; **75**(4): 396–404.
[PubMed Abstract](#) | [Publisher Full Text](#)
 32. Farkas M: **The vision of recovery today: what it is and what it means for services**. *World Psychiatry.* 2007; **6**(2): 68–74.
[PubMed Abstract](#)
 33. Chue P, Lalonde JK: **Addressing the unmet needs of patients with persistent negative symptoms of schizophrenia: emerging pharmacological treatment options**. *Neuropsychiatr. Dis. Treat.* 2014; **10**: 777–789.
[PubMed Abstract](#) | [Publisher Full Text](#)
 34. Ditlevsen JV, Simonsen A, Bliksted VF: **Predicting mentalizing deficits in first-episode schizophrenia from different subdomains of negative symptoms**. *Schizophr. Res.* 2020; **215**: 439–441.
[PubMed Abstract](#) | [Publisher Full Text](#)
 35. Ventura J, Helleman GS, Thames AD, et al.: **Symptoms as mediators of the relationship between neurocognition and functional outcome in schizophrenia: a meta-analysis**. *Schizophr. Res.* 2009; **113**(2-3): 189–199.
[PubMed Abstract](#) | [Publisher Full Text](#)
 36. Irani F, Seligman S, Kamath V, et al.: **A meta-analysis of emotion perception and functional outcomes in schizophrenia**. *Schizophr. Res.* 2012; **137**(1-3): 203–211.
[PubMed Abstract](#) | [Publisher Full Text](#)
 37. Marder SR, Galderisi S: **The current conceptualization of negative symptoms in schizophrenia**. *World Psychiatry.* 2017; **16**(1): 14–24.
[PubMed Abstract](#) | [Publisher Full Text](#)

Open Peer Review

Current Peer Review Status:  

Version 3

Reviewer Report 20 April 2022

<https://doi.org/10.5256/f1000research.125399.r134744>

© 2022 Fujino H. This is an open access peer review report distributed under the terms of the [Creative Commons Attribution License](#), which permits unrestricted use, distribution, and reproduction in any medium, provided the original work is properly cited.



Haruo Fujino 

United Graduate School of Child Development, Osaka University, Osaka, Japan

Thank you for your revision. The revisions improved the clarity of the section. Further discussion would be discretionary, not mandatory.

Competing Interests: No competing interests were disclosed.

Reviewer Expertise: Research on cognitive and social functioning in schizophrenia

I confirm that I have read this submission and believe that I have an appropriate level of expertise to confirm that it is of an acceptable scientific standard.

Version 2

Reviewer Report 28 March 2022

<https://doi.org/10.5256/f1000research.122220.r127161>

© 2022 Ittasakul P. This is an open access peer review report distributed under the terms of the [Creative Commons Attribution License](#), which permits unrestricted use, distribution, and reproduction in any medium, provided the original work is properly cited.



Pichai Ittasakul 

Department of Psychiatry, Faculty of Medicine, Ramathibodi Hospital, Mahidol University, Bangkok, Thailand

No further comments to make.

Competing Interests: No competing interests were disclosed.

Reviewer Expertise: Electroconvulsive therapy, schizophrenia, mood disorders

I confirm that I have read this submission and believe that I have an appropriate level of expertise to confirm that it is of an acceptable scientific standard.

Reviewer Report 24 March 2022

<https://doi.org/10.5256/f1000research.122220.r127162>

© 2022 Fujino H. This is an open access peer review report distributed under the terms of the [Creative Commons Attribution License](#), which permits unrestricted use, distribution, and reproduction in any medium, provided the original work is properly cited.



Haruo Fujino 

United Graduate School of Child Development, Osaka University, Osaka, Japan

Thank you for the author's effort to revise the manuscript. Now, the strengths and limitations of the approach were clearly stated.

Only a minor issue requires revision in the Discussion section. In the Discussion section, please discuss the similarities and differences between current and previous findings (ref: 29-31), as this reviewer described in the first round review. It would enhance the significance of this paper.

Competing Interests: No competing interests were disclosed.

Reviewer Expertise: Research on cognitive and social functioning in schizophrenia

I confirm that I have read this submission and believe that I have an appropriate level of expertise to confirm that it is of an acceptable scientific standard, however I have significant reservations, as outlined above.

Author Response 06 Apr 2022

Thammanard Charernboon, Thammasat University, Pathumthani, Thailand

We appreciate the time and efforts by the editor and reviewers in reviewing this manuscript. We have addressed all issues indicated in the review report and believed that the revised version can meet the journal publication requirements

Reviewer 2:

Thank you for the author's effort to revise the manuscript. Now, the strengths and limitations of the approach were clearly stated. Only a minor issue requires revision in the Discussion section. In the Discussion section, please discuss the similarities and differences between current and previous findings (ref: 29-31), as this reviewer described in the first round review. It would enhance the significance of this paper.

Ans: We've added more discussion regarding the comparison with previous network analysis findings as follows:

"Compared with the existing network analysis studies on determinants of functioning in schizophrenia, overall, our results are consistent with other studies. 29, 31 First, these studies support that functioning was found to be the most central node, whereas positive symptoms appeared as the farthest node. Second, our results confirm that negative symptoms, neurocognition and social cognition are important contributors to functioning, and better understood as a separate construct. 29, 31 Also consistent with Hajduk et al., the RMET was strongly connected to emotion recognition but not directly connected to functioning. 31 However, comparing details of the networks between these studies should be interpreted with caution. Each study used significantly different measurements and variables. For example, each study used different functional assessment scales; and our study used five dimensions of negative symptoms, while the others used two and unidimensional approaches. 29, 31"

Competing Interests: No competing interests were disclosed.

Version 1

Reviewer Report 21 February 2022

<https://doi.org/10.5256/f1000research.78132.r122301>

© 2022 Fujino H. This is an open access peer review report distributed under the terms of the [Creative Commons Attribution License](#), which permits unrestricted use, distribution, and reproduction in any medium, provided the original work is properly cited.



Haruo Fujino

United Graduate School of Child Development, Osaka University, Osaka, Japan

The paper "Interplay among positive and negative symptoms, neurocognition, social cognition, and functional outcome in clinically stable patients with schizophrenia: a network analysis" focuses on the relationships among psychiatric symptoms, cognitive function, and social functioning in patients with clinically stable schizophrenia using network analysis. The application of the analysis in these data is interesting and would have potential contributions to the literature.

I have the following comments for the first version of the paper. I hope that these comments could help improve the reporting of the paper.

Major comments:

- The variable selection is a critically important factor that characterizes the correlation network. Please include the justification for the selected variables, particularly negative symptoms, in this study. The explanation would facilitate understanding of the focus and context of the study.

- Information about the stability and accuracy of the network should be included in the Methods and Results sections. The information would provide useful information for interpreting the strength and instability of the network.
- The sentence in the Discussion section, "To our knowledge, there are few studies examining this association with network approach." does not provide information or citations. I recommend including recent studies using the network approach (as shown in the references below.) The inclusion of the recent papers and discussion on the current and previous findings would enhance the significance and clarify the nature of the research:
 - Hajdúk M, Penn DL, Harvey PD, Pinkham AE. Social cognition, neurocognition, symptomatology, functional competences and outcomes in people with schizophrenia - A network analysis perspective¹.
 - Pena-Garijo J, Monfort-Escrig C. The centrality of secure attachment within an interacting network of symptoms, cognition, and attachment dimensions in persons with schizophrenia-spectrum disorders: A preliminary study².
 - Lui SSY, Zhang RT, Lau WYS, *et al.* Prospective Memory Influences Social Functioning in People With First-Episode Schizophrenia: A Network Analysis and Longitudinal Study³.
- In the Discussion section, the sentence "*Our study also supports a multidimensional model of negative symptoms...*", was not supported by the results. In the Results section, the sentence "*The negative symptoms and cognitive function variables seem to be as two separate communities...*", suggested that negative symptoms constructed a cluster. Please remove this part.
- Regarding the strengths and limitations, please discuss how sample size limits the validity of the study or leads to potential bias, including the results of network stability and accuracy.

Minor comments:

- Please revise the word "functional outcome" in the title because the outcome implies a longitudinal outcome.
- In the Discussion, the sentence "*The finding supports the notion that real-life function should serve as the main target of treatment...*", needs revision because the network analysis only showed the cross-sectional associations between the variables. A more careful statement is preferable.
- The sentence "*positive symptoms are less important and less influential on functioning in clinically stable...*" requires revision. Although this is the reviewer's opinion, positive symptoms are clinically important targets in schizophrenia. It may have less influence on social functioning in groups. However, it is an essential treatment target in clinical practice.

References

1. Hajdúk M, Penn DL, Harvey PD, Pinkham AE: Social cognition, neurocognition, symptomatology, functional competences and outcomes in people with schizophrenia - A network analysis perspective. *J Psychiatr Res.* 2021; **144**: 8-13 [PubMed Abstract](#) | [Publisher Full Text](#)
2. Pena-Garijo J, Monfort-Escrig C: The centrality of secure attachment within an interacting network of symptoms, cognition, and attachment dimensions in persons with schizophrenia-spectrum disorders: A preliminary study. *J Psychiatr Res.* **135**: 60-67 [PubMed Abstract](#) | [Publisher Full Text](#)
3. Lui SSY, Zhang RT, Lau WYS, Liu ACY, et al.: Prospective Memory Influences Social Functioning in People With First-Episode Schizophrenia: A Network Analysis and Longitudinal Study. *J Clin Psychiatry.* 2022; **83** (2). [PubMed Abstract](#) | [Publisher Full Text](#)

Is the work clearly and accurately presented and does it cite the current literature?

Partly

Is the study design appropriate and is the work technically sound?

Partly

Are sufficient details of methods and analysis provided to allow replication by others?

Partly

If applicable, is the statistical analysis and its interpretation appropriate?

Partly

Are all the source data underlying the results available to ensure full reproducibility?

Partly

Are the conclusions drawn adequately supported by the results?

Partly

Competing Interests: No competing interests were disclosed.

Reviewer Expertise: Research on cognitive and social functioning in schizophrenia

I confirm that I have read this submission and believe that I have an appropriate level of expertise to confirm that it is of an acceptable scientific standard, however I have significant reservations, as outlined above.

Author Response 07 Mar 2022

Thammanard Charernboon, Thammasat University, Pathumthani, Thailand

We appreciate the time and efforts by the editor and reviewers in reviewing this manuscript. We have addressed all issues indicated in the review report, and believed that the revised version can meet the journal publication requirements.

Reviewer 2

- **Major comments:** The variable selection is a critically important factor that

characterizes the correlation network. Please include the justification for the selected variables, particularly negative symptoms, in this study. The explanation would facilitate understanding of the focus and context of the study.

We greatly appreciate the reviewer's efforts to carefully review the paper and the valuable suggestions offered. As suggested, we have added more explanations in the introduction and methods sections as follows:

Introduction

"... While all of the symptoms are believed to affect functional outcome to some extent, negative symptoms, neurocognitive, and social cognition seem to have the highest impact on functioning.⁴ For example, previous studies generally demonstrate that negative symptoms have associations with poorer levels of functioning.⁵ Neurocognitive impairment is a predictor for low levels of a real-world functioning.⁶ Moreover, in the last decade, social cognition, a relatively new concept, appears to be a strong predictor of social abilities and real-world function. Theory of mind and emotion recognition are the most extensively studied domains in social cognition study, and impairment in these tasks are risk factors for poor social and functional outcome in patients with schizophrenia."^{4,6}

Methods

"... In this study, negative symptoms were classified into five subdomains i.e., blunted affect, alogia, anhedonia, avolition, and asociality as suggested by the NIMH-MATRICES consensus statement on negative symptoms.¹⁷ Each subdomain has a maximum score of five, which is computed from the average scores of the relevant items of each subdomain. It should be noted that inattention subdomain was not included in the analysis because of its overlap with neurocognitive assessment.

We used five dimensions of negative symptoms instead of a unidimensional approach because several recent factor analysis studies suggest that a unidimensional model of negative symptoms does not adequately capture the complexity of negative symptoms.^{17, 18} Furthermore, previous study showed that negative symptoms subdomains seem to have a different relationship with functioning. For example, avolition and apathy seem to be a stronger predictor of poor outcomes than blunted affect^{4, 19}. Therefore, utilizing a multidimensional model would avoid losing information relevant to the connection with other variables and the ability of each subdomain to predict functioning."

- Information about the stability and accuracy of the network should be included in the Methods and Results sections. The information would provide useful information for interpreting the strength and instability of the network.

We have added the information about the stability and accuracy of the network as follows:

Statistical analysis

"The accuracy and stability of the centrality indices of the estimated network were examined using edge weight accuracy and case-dropping bootstrap method on the 500 samples. We utilized recommended cut-off for Coefficient Stability (CS-coefficient, correlation = 0.7) at least 0.25 for considering stable network."²⁸

Results

"Figures 3 and 4 show the stability of central indices and accuracy of the estimated network. In brief, the CS-coefficient indicates that strength had the highest and acceptable stability (CS-

coefficient 0.28); whereas closeness (CS-coefficient 0.13) and betweenness (CS-coefficient 0.2) are not stable under sub-setting cases.”

Please see Fig 3 (Stability of central indices) and Fig 4 (Accuracy of the edge weight estimates) in the revised manuscript.

Limitations

“... Second, closeness and betweenness should be interpreted with caution since their estimates showed less stability. Therefore, a larger sample might be needed to ensure a more stable estimated network.”

- - The sentence in the Discussion section, "To our knowledge, there are few studies examining this association with network approach." does not provide information or citations. I recommend including recent studies using the network approach (as shown in the references below.) The inclusion of the recent papers and discussion on the current and previous findings would enhance the significance and clarify the nature of the research:
- Hajdúk M, Penn DL, Harvey PD, Pinkham AE. Social cognition, neurocognition, symptomatology, functional competences and outcomes in people with schizophrenia - A network analysis perspective¹.
- Pena-Garijo J, Monfort-Escrig C. The centrality of secure attachment within an interacting network of symptoms, cognition, and attachment dimensions in persons with schizophrenia-spectrum disorders: A preliminary study².
- Lui SSY, Zhang RT, Lau WYS, et al. Prospective Memory Influences Social Functioning in People With First-Episode Schizophrenia: A Network Analysis and Longitudinal Study³.

I have added some references to this sentence as follows:

29 Hajdúk M, Penn DL, Harvey PD, et al.: Social cognition, neurocognition, symptomatology, functional competences and outcomes in people with schizophrenia - A network analysis perspective. J. Psychiatr. Res. 2021;144:8-13. 10.1016/j.jpsychires.2021.09.041

30 Lui SSY, Zhang RT, Lau WYS, et al.: Prospective memory influences social functioning in people with first-episode schizophrenia: A network analysis and longitudinal study. J. Clin. Psychiatry. 2022;83(2):21m14114. 10.4088/JCP.21m14114.

31 Galderisi S, Rucci P, Kirkpatrick B, et al.: Interplay among psychopathologic variables, personal resources, context-related factors, and real-life functioning in individuals with schizophrenia: A network analysis. JAMA Psychiat. 2018;75(4):396-404. 29450447 10.1001/jamapsychiatry.2017.4607"

- In the Discussion section, the sentence “Our study also supports a multidimensional model of negative symptoms...”, was not supported by the results. In the Results section, the sentence “The negative symptoms and cognitive function variables seem to be as two separate communities...”, suggested that negative symptoms constructed a cluster. Please remove this part.

These sentences have been removed as suggested.

- Regarding the strengths and limitations, please discuss how sample size limits the validity of the study or leads to potential bias, including the results of network stability and accuracy.

We have rewritten the limitations. The results of the network stability and sample sizes were also added and discussed as follows:

“Our study has some limitations. First, the sample size was relatively modest. Therefore, positive symptoms and neurocognition were constructed as single-measured variables to minimize the number of parameters. Second, closeness and betweenness should be interpreted with caution since their estimates showed less stability. Therefore, a larger sample might be needed to ensure a more stable estimated network. Third, on account of the inclusion of only clinically stable patients with schizophrenia, most had none or very few positive symptoms, therefore, the results might not be able to be generalized to patients with actively psychotic episodes. Lastly, the cross-sectional nature of the data could not allow proper testing of the direction of the causes and effects. Longitudinal study with long term follow-up period would be more appropriate for evaluating the effects of predictors to future functional outcome.”

- **Minor comments:**

- Please revise the word “functional outcome” in the title because the outcome implies a longitudinal outcome.

“Functional outcome” was substituted with “functioning” in the title and other parts in the manuscript.

- In the Discussion, the sentence “The finding supports the notion that real-life function should serve as the main target of treatment...”, needs revision because the network analysis only showed the cross-sectional associations between the variables. A more careful statement is preferable.

I have edited this statement and softened it as follows:

“Our results illustrate that real-life functioning is the most central and key role in the network. It has the highest centrality index in strength, betweenness and closeness. It is also connected to negative symptoms, neurocognition, and social cognition. This finding suggests that real-life functioning should be one of the main targets of schizophrenia treatment and research. Rehabilitation for patients with schizophrenia should be provided and should focus on training of everyday real-life skills.”

- The sentence “positive symptoms are less important and less influential on functioning in clinically stable...” requires revision. Although this is the reviewer’s opinion, positive symptoms are clinically important targets in schizophrenia. It may have less influence on social functioning in groups. However, it is an essential treatment target in clinical practice.

I have revised this statement to make it focuses more on negative and cognitive symptoms as follows:

“Conforming to previous studies, our network analysis confirms that negative and cognitive symptoms are the most important and influential on functioning in clinically stable patients with schizophrenia.” [35](#), [36](#)

Competing Interests: None.

Reviewer Report 17 December 2021

<https://doi.org/10.5256/f1000research.78132.r102245>

© 2021 Ittasakul P. This is an open access peer review report distributed under the terms of the [Creative Commons Attribution License](#), which permits unrestricted use, distribution, and reproduction in any medium, provided the original work is properly cited.



Pichai Ittasakul 

Department of Psychiatry, Faculty of Medicine, Ramathibodi Hospital, Mahidol University, Bangkok, Thailand

Comments to the Author, I would like to clarify the following:

- How did the investigator obtain informed consent from the participants in this study? This should be stated in the methods.
- In the methods, the measurement (SAPS, SANS, and PSP, ACE-II, Faces, RMET) were administered by psychiatrists and clinical psychologists. How is the degree of agreement (interrater reliability) among independent raters?
- The investigators should consider mentioning the limitation of this study: a cross-sectional nature of the study does not allow appropriate testing of the direction of the effect.

Is the work clearly and accurately presented and does it cite the current literature?

Yes

Is the study design appropriate and is the work technically sound?

Yes

Are sufficient details of methods and analysis provided to allow replication by others?

Yes

If applicable, is the statistical analysis and its interpretation appropriate?

Yes

Are all the source data underlying the results available to ensure full reproducibility?

Yes

Are the conclusions drawn adequately supported by the results?

Yes

Competing Interests: No competing interests were disclosed.

Reviewer Expertise: Electroconvulsive therapy, schizophrenia, mood disorders

I confirm that I have read this submission and believe that I have an appropriate level of expertise to confirm that it is of an acceptable scientific standard, however I have significant reservations, as outlined above.

Author Response 07 Mar 2022

Thammanard Charernboon, Thammasat University, Pathumthani, Thailand

We appreciate the time and efforts of the editor and reviewers in reviewing this manuscript. We have addressed all issues indicated in the review report and believed that the revised version can meet the journal publication requirements.

Reviewer 1

- How did the investigator obtain informed consent from the participants in this study? This should be stated in the methods.

We have added the suggested information as follows:

“The participants were invited to participate in this study by our research assistants during outpatient visits. The study was approved by the Human Research Ethics Committee of Thammasat University (No. MTU-EC-PS-0-191/60). Written informed consent forms were obtained from all participants. Participants had a right to withdraw from the study at any time.”

- In the methods, the measurement (SAPS, SANS, and PSP, ACE-III, Faces, RMET) were administered by psychiatrists and clinical psychologists. How is the degree of agreement (interrater reliability) among independent raters?

We did not evaluate inter-rater reliabilities in our study. However, a previous study has explored the interrater reliability of the Thai version of the ACE-III. [Charernboon T, Jaisin K, Lerthattasilp T. The Thai version of the Addenbrooke's Cognitive Examination III. *Psychiatry Investigation*, 2016; 13: 571-573.] A Thai version of the ACE-III had an excellent inter-rater reliability with a Pearson's correlation of 1.0 ($p < 0.001$).

Srisurapanont *et al.* also evaluate the inter-rater reliability of the PSP, Thai version. The intraclass correlation coefficients of the PSP total score was 0.75 ($p < 0.001$). [Srisurapanont M, et al. Cross-cultural validation and inter-rater reliability of the Personal and Social Performance Scale, Thai version. *J Med Assoc Thai* 2008; 91: 1603-8.]. These properties have been added to the manuscript.

On the other hand, the Faces and RMET are self-rated, so inter-rater reliabilities are not available.

- The investigators should consider mentioning the limitation of this study: a cross-sectional nature of the study does not allow appropriate testing of the direction of the effect.

Thank you for the recommendation. We have added this limitation as follows:

“... Lastly, the cross-sectional nature of the data could not allow proper testing of the

direction of the causes and effects. A longitudinal study with long term follow-up period would be more appropriate for evaluating the effects of predictors to future functional outcome.”

Competing Interests: None.

The benefits of publishing with F1000Research:

- Your article is published within days, with no editorial bias
- You can publish traditional articles, null/negative results, case reports, data notes and more
- The peer review process is transparent and collaborative
- Your article is indexed in PubMed after passing peer review
- Dedicated customer support at every stage

For pre-submission enquiries, contact research@f1000.com

F1000Research