

The first record of the millipede genus *Streptogonopus* Attems, 1914 from Vietnam, with description of a new species (Diplopoda, Polydesmida, Paradoxosomatidae)

Anh D. Nguyen^{1,2}, Kuem-Hee Jang², Ui-Wook Hwang²

1 Institute of Ecology and Biological Resources, Vietnam Academy of Science and Technology, 18, Hoangquocviet Rd., Cau Giay District, Hanoi, Vietnam **2** Institute of Phylogenomics and Evolution, and Department of Biology, Teachers College Kyungpook National University, 1005, KNU Global Plaza, 80 Daehakro, Bukgu, Daegu, 702-701, South Korea

Corresponding author: Anh D. Nguyen (ducanh410@yahoo.com)

Academic editor: R. Mesibov | Received 11 May 2016 | Accepted 23 May 2016 | Published 29 June 2016

<http://zoobank.org/A47D45B4-2E4D-404D-AAFE-99A9DF98ED35>

Citation: Nguyen AD, Jang K-H, Hwang U-W (2016) The first record of the millipede genus *Streptogonopus* Attems, 1914 from Vietnam, with description of a new species (Diplopoda, Polydesmida, Paradoxosomatidae). ZooKeys 601: 111–118. doi: 10.3897/zookeys.601.9165

Abstract

This paper describes a new species of the millipede genus *Streptogonopus* Attems, 1914, *S. montanus* **sp. n.** from Vietnam, the first record of *Streptogonopus* in Vietnam. The new species is characterised by the solenophore completely sheathing the solenomere, both coiled twice, and the solenophore with a small spine at its middle. The species was found at ca. 1,800–2,100 m on Ngoc Linh Mountain. This first record for the genus in the Indochina peninsula has expanded its distributional range to the easternmost part of Southeast Asian mainland. An identification key to *Streptogonopus* species is also provided.

Keywords

Millipede, Paradoxosomatidae, first record, new species, Vietnam

Introduction

The genus *Streptogonopus* Attems, 1914 was created for three species, *Strongylosoma contortipes* Attems, 1898, *Strongylosoma jerdani* Pocock, 1892 and *Strongylosoma phipsoni* Pocock, 1892 (Attems 1914). Later, Attems (1929) specified the diagnostic characters for the genus *Streptogonopus*, and synonymised *Streptogonopus contortipes* (Attems, 1898)

under *Streptogonopus phipsoni* (Pocock, 1892). Attems (1936) added a new species, *Streptogonopus nitens* Attems, 1936 from Bombay Presidency, India. Soon after that, Attems (1937) revised the genus, and listed three species, *S. phipsoni*, *S. jerdani* and *S. nitens* in his major revision of the family Strongylosomidae.

Jeekel (1956) referred *Strongylosoma neglectum* Silvestri, 1895 to this genus, and described another new species, *Streptogonopus aethiopicus* Jeekel, 1956 from Eritrea. He later synonymised *S. aethiopicus* with *S. neglectus* (Jeekel 2004). Golovatch (2000) reported the first occurrence of the genus in Thailand with a new species, *S. degerboelae* Golovatch, 2000. Another species, *S. jeekeli* Golovatch, 2009, was described from China, but recently re-assigned to the genus *Hedinomorpha* Verhoeff, 1933 (Golovatch 2009, 2013). Shelley (2014) and Golovatch (2015) recently reported the occurrence of the species, *S. phipsoni*, from Pakistan, Bangladesh and Nepal.

Currently, the genus *Streptogonopus* Attems, 1914 comprises only five valid species: *S. neglectus* from Eritrea; *S. phipsoni* from India, Pakistan, Bangladesh and Nepal; *S. jerdani*, *S. nitens*, both from India; *S. degerboelae*, from Thailand. This work provides the first record of the genus in Vietnam with the description of a new species.

Materials and methods

Material examined was collected from the Ngoc Linh Mountain, the second highest mountain in Vietnam (ca. 2,600 m a.s.l.). All material was preserved in ethanol 80% and is housed in the Institute of Ecology and Biological Resources (IEBR), Vietnam Academy of Science and Technology, Hanoi, Vietnam.

Gonopods were removed for morphological examination. Only the left gonopod of holotype was coated with gold for scanning electron microscopy (SEM) using an ABT 32 scanning electron microscope. Line drawings were made using an Olympus microscope SZX10. Digital images were taken using a camera *Infinity3 Lumenera* attached to a Leica M205C stereomicroscope and stacked using the software *I-Solutions*.

Taxonomy

Family Paradoxosomatidae Daday, 1889

Tribe Xanthodesmini Jeekel, 1968

Genus *Streptogonopus* Attems, 1914

Streptogonopus Attems, 1914: 219; Attems 1929: 271; Attems 1931: 113; Attems 1936: 215–216; Attems 1937: 146–147; Jeekel 1956: 76; Jeekel 1968: 84, 111; Golovatch 2000: 218; Jeekel 2004: 15–16; Golovatch 2009: 4; Nguyen and Sierwald 2013: 1315.

Type species. *Strongylosoma contortipes* Attems, 1898, by original designation.

Diagnosis. Jeekel (2004) stated that the genus can be recognised by the paraterga being small or completely reduced; the gonopod femorite erect, narrow at the base and widening abruptly; demarcation between femorite and postfemoral region present; the solenomere and solenophore twisted one or two times; and the solenomere completely sheathed by solenophore.

Remarks. The genus can be separated into two small groups based on the absence or presence of paraterga. The former group contains *S. jerdani* and *S. degerboelae*, the latter comprises *S. neglectus*, *S. phipsoni*, and *S. nitens*.

***Streptogonopus montanus* sp. n.**

<http://zoobank.org/DD5ECD19-5548-4BF2-964D-E59BB69ADFE1>

Figs 1–3

Material examined. *Holotype*: 1 male (**IEBR-Myr 131H**) Vietnam, Kon Tum Prov., Ngoc Linh Mts. (107°58'30"E; 15°04'09"N), primary forest, 1,900 m a.s.l., pitfall traps, 29 March – 4 April 2006, leg. Nguyen A.D.

Paratypes: 1 female (**IEBR-Myr 131P**) same data as holotype; 1 male (**IEBR-Myr 145**) same locality, but 1,900–2,100 m a.s.l., 21 March–9 April 2006; 2 males, 1 juvenile (**IEBR-Myr 132**) same locality, but 1,800 m a.s.l., pitfall traps, 20–26 March 2006, all leg. Nguyen A.D.

Diagnosis. This species is recognised by the gonopod femorite grooved mesally, slightly curved and expanded distally, without processes; solenophore and solenomere coiled twice, equal in length. Solenophore with a small spine at ½ its length.

Etymology. “*montanus*”, an adjective to emphasise that the species has been found in a mountainous region.

Description. Length 26.7–28.2 mm (male) and 30 mm (female). Width of mid-body pro- and metazonae 2.3–2.5 mm (male), 2.8 mm (female) and 2.7–2.9 mm (male), 3.1 mm (female), respectively.

Coloration (Fig. 1A–B, D): body generally castaneous or reddish brown, except legs, antenna and sterna somewhat brownish yellow.

Head subequal to collum in width; clypeolabrum modestly setose. Epicranial suture distinct. Antennae slender and long, reaching the end of segment 4 when stretched posteriorly. Antennomere 2=3=4=5=6>1>7 in length.

Collum (Fig. 1B) somewhat narrower than segment 2 in width. Surface dull and weakly wrinkled, with three rows of 4+4, 4+4 and 2+2 setae. Transverse sulcus absent. Axial line thin and evident. Paraterga modestly developed, subtriangular with broadly rounded anterior corner.

In width, segment 3<4<2=5–16, thereafter gradually tapering towards telson (Figs 1B, 1D). Prozonae shagreened. Metaterga dull, somewhat rugose with short longitudinal wrinkles, and with a row of 3+3 setae near anterior margin and a row of 3(4)+3(4) small knobs near posterior margin. Transverse sulcus starting present on metatergum 5, rather broad, not reaching base of paraterga, neither striolate nor beaded at bottom.

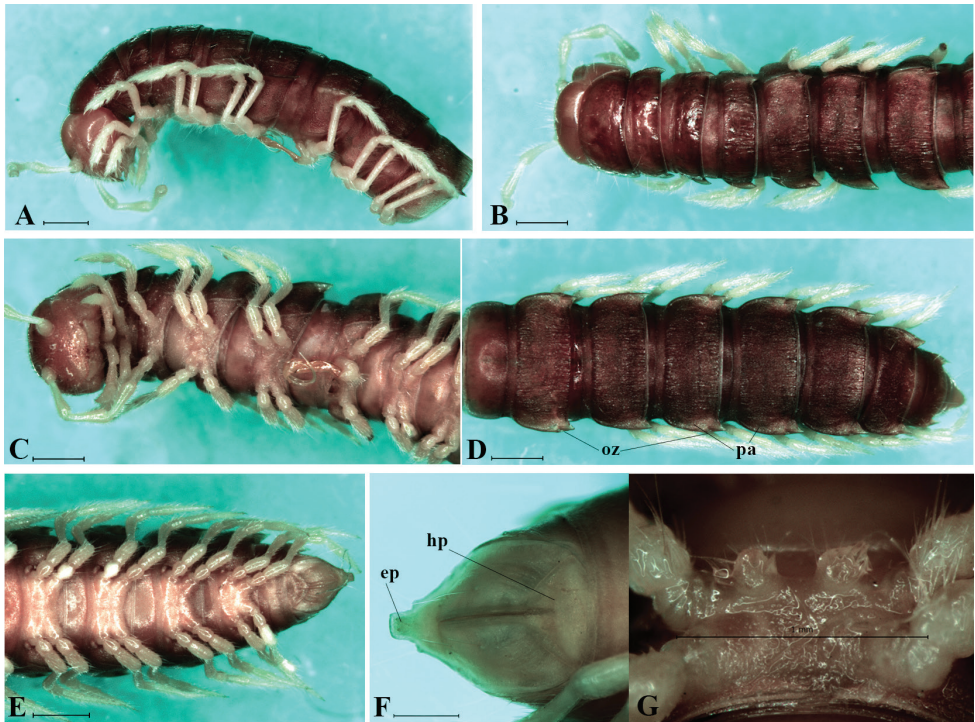


Figure 1. *Streptogonopus montanus* sp. n., holotype; anterior segments, lateral view (A), dorsal view (B), ventral view (C); posterior segments, dorsal view (D), ventral view (E); telson, ventral view (F); sternal processes between coxae of legpair 4, subventral view (G). Scale bar = 1 mm. For abbreviations see text.

Constriction between pro- and metazonae wide, striolate at bottom. Pleura with dense microgranulation. Pleurosternal carinae well developed on segments 2–7, reduced as a small caudal denticle on segments 8–14, then missing on subsequent segments.

Paraterga (**pa**) (Fig. 1A–B, D) modestly developed, wing-shaped, set lower than metatergal surface. Caudolateral corner pointed, spiniform on caudal segments. Paraterga surpassing posterior contour of metaterga, but not reaching next metaterga. Calleses very small, somewhat wanting on poreless paraterga, with a long seta laterally. Ozopores (**oz**) located near caudolateral corner of paraterga 5, 7, 9–10, 12–13, 15–19.

Epiproct (**ep**) (Fig. 1D, E–F) long, but broadly truncated, with four spinnerets at tip. Hypoproct (**hp**) roundly triangular, with two separated, distolateral, setiferous knobs.

Sterna (Figs 1C, 1E) moderately setose, without modifications except sternum 5 with two independent setiferous projections between coxae of legpair 4 (Fig. 1G).

Legs (Figs 1A–E) thin and slender, about 1.3 times as long as midbody height. Prefemora not swollen. Femora without modification. Tarsal brushes present only on pre-gonopodal legs.

Gonopods relatively simple (Figs 2–3). Coxite long, subcylindrical; distoventral part sparsely setose. Prefemorite (**pref**) densely setose, separated laterally from femorite by transverse sulcus. Femorite (**fe**) grooved mesally, slightly curved and expanded distad,

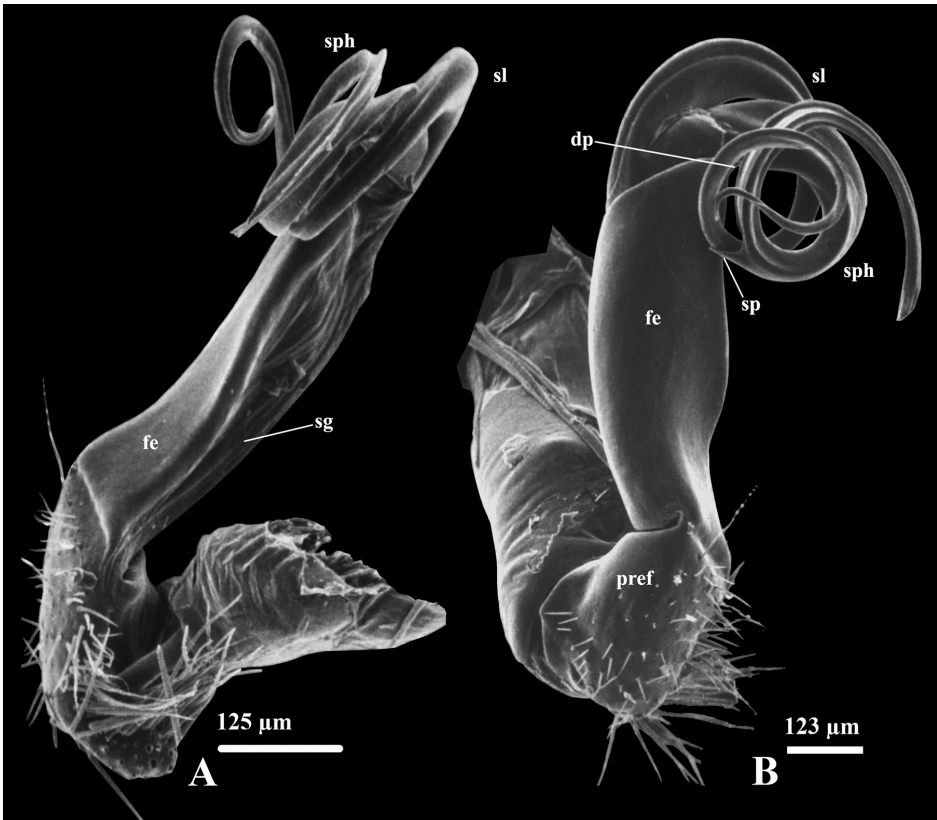


Figure 2. *Streptogonopus montanus* sp. n., holotype, left gonopod, mesal view **(A)**, subventral view **(B)**. For abbreviations see text.

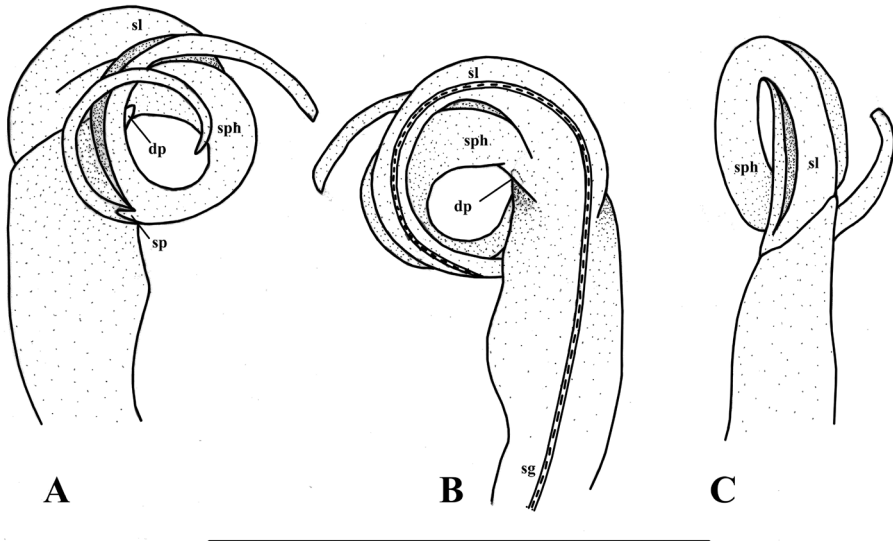


Figure 3. *Streptogonopus montanus* sp. n., holotype, left gonopod, ventral view **(A)**, dorsal view **(B)**, lateral view **(C)**. Scale bar = 1 mm. For abbreviations see text.

with distolateral processes (**dp**); demarcated laterally from the postfemoral region (= solenophore) by an oblique sulcus. Solenophore (**sph**) and solenomere (**sl**) coiled more or less twice, equal in length. Solenophore with a small spine (**sp**) at half its length. Seminal groove (**sg**) running mesodorsad entirely mesally on femorite before entering the flagelliform solenomere.

Remarks. This new species could be assigned to the second group characterised by modestly developed paraterga. However, it differs from three its congeners, *S. neglectus*, *S. phipsoni*, and *S. nitens* in solenomere and solenophore being equal in length and strongly coiled twice and the solenophore having a small spine at its middle.

Key to species of the genus *Streptogonopus* Attems, 1914

(based on the keys compiled by Jeekel (1956) and Attems (1936))

- 1 Paraterga strongly reduced, even totally missing.....2
- Paraterga poorly to modestly developed3
- 2 Body coloration yellowish. Body surface wrinkled and dull. India ... *S. jerdani*
- Body coloration marble brown. Body surface smooth and somewhat shining. Thailand *S. degerboelae*
- 3 Midbody width large, more than 2 mm. Asia.....4
- Midbody width small, less than 2 mm. Africa (Eritrea) *S. neglectus*
- 4 Solenophore and solenomere strongly coiled twice; solenophore with a small spine at its middle. Vietnam *S. montanus* sp. n.
- Solenophore and solenomere not coiled twice; solenophore without a small spine at its middle. South Asia5
- 5 Pleurosternal carinae caudally sharp and dentiform..... *S. phipsoni*
- Pleurosternal carinae caudally rounded and lobiform..... *S. nitens*

Discussion

The genus is known to occur in Eritrea, India, Pakistan, Bangladesh, Nepal and Thailand (Nguyen and Sierwald 2013; Shelley 2014; Golovatch 2015). The discovery of a new species in Vietnam has expanded the distribution range of the genus *Streptogonopus* to the easternmost part of the Southeast Asian mainland. However, there is still a gap in the distribution with no records reported from Myanmar, Laos and Cambodia (Nguyen and Sierwald 2013; Likhitrakarn et al. 2014, 2015).

The new species was found at a high elevation (ca. 1,800–2,100 m a.s.l.) on Ngoc Linh Mountain (Kon Tum Province), the second highest mountain, in Vietnam and is thus unlikely to be an introduction due to human activities. The relatively few records for the genus indicates that there are likely to be more *Streptogonopus* species awaiting discovery in Indochina and its adjacent regions.

Being located in the Burmese-Indochinese Biodiversity Hotspot (Sterling et al. 2006), Vietnam is known to have a rich fauna including millipedes. The discovery of the millipede genus *Streptogonopus* in Vietnam indicates that the Vietnamese millipede fauna may be richer at genus level than previously suspected.

Acknowledgements

The first author thanks the Vietnamese-Russian Joint Tropical Center (Vietnam Ministry of Defense) for organizing the field surveys in Ngoc Linh Mountain, and Dr. Nicholas Porph (Deakin University, Australia) for kindly correcting and improving the English. This research is funded by Vietnam National Foundation for Science and Technology Development (NAFOSTED) under grant number 106-NN.05-2015.22, and the National Research Foundation of Korea for the fellowship to Korea granted to A.D. Nguyen. Two reviewers are acknowledged for their invaluable comments which improved the paper.

References

- Attems C (1914) Die indo-australischen Myriopoden. *Archiv für Naturgeschichte* 80A(4): 1–398. <http://biodiversitylibrary.org/page/46057676>
- Attems C (1929) Diplopoden des Belgischen Congo. I. Polydesmoidea. *Revue de Zoologie et de Botanique Africaines* 17(3): 253–378.
- Attems C (1931) Die Familie Leptodesmidae und andere Polydesmiden. *Zoologica* 30(79): 1–149.
- Attems C (1936) Diplopoda of India. *Memoirs of the Indian Museum* 11: 133–323.
- Attems C (1937) Myriapoda. 3. Polydesmoidea. I. Fam. Strongylosomidae. *Das Tierreich* 68: 1–300.
- Golovatch SI (2000) On several new or poorly-known Oriental Paradoxosomatidae (Diplopoda: Polydesmida), VII. *Arthropoda Selecta* 8(4): 215–220.
- Golovatch SI (2009) On several new or poorly-known Oriental Paradoxosomatidae (Diplopoda: Polydesmida), VIII. *Arthropoda Selecta* 18(1/2): 1–7. http://kmkjournals.com/journals/AS/AS_Index_Volumes/AS_18/AS_18_1_001_007_Golovatch
- Golovatch SI (2013) On several new or poorly-known Oriental Paradoxosomatidae (Diplopoda: Polydesmida), XIII. *Arthropoda Selecta* 22(1): 1–31. http://kmkjournals.com/journals/AS/AS_Index_Volumes/AS_22/AS_22_1_001_031_Golovatch
- Golovatch SI (2015) On several new or poorly-known Oriental Paradoxosomatidae (Diplopoda: Polydesmida), XVII. *Arthropoda Selecta* 24(2): 127–168. http://kmkjournals.com/journals/AS/AS_Index_Volumes/AS_24/AS_24_2_127_168_Golovatch
- Jeekel CAW (1956) Milliped Miscellany – Part III. *Beaufortia* 5(51): 73–99.
- Jeekel CAW (1968) On the classification and geographical distribution of the family Paradoxosomatidae (Diplopoda, Polydesmida). Bronder-Offset Rotterdam, privately published, 162 pp.

- Jeekel CAW (2004) African Paradoxosomatidae, 2: tribe Xanthodesmini (Diplopoda, Polydesmida). *Myriapod Memoranda* 7: 5–42. <http://www.repository.naturalis.nl/document/548571>
- Likhitrakarn N, Golovatch SI, Panha S (2014) A checklist of the millipedes (Diplopoda) of Laos. *Zootaxa* 3754(4): 473–482. doi: 10.11646/zootaxa.3754.4.8
- Likhitrakarn N, Golovatch SI, Panha S (2014) A checklist of the millipedes (Diplopoda) of Cambodia. *Zootaxa* 3973(1): 175–184. doi: 10.11646/zootaxa.3973.1.7
- Nguyen AD, Sierwald P (2013) A worldwide catalog of the family Paradoxosomatidae Daday, 1889 (Diplopoda: Polydesmida). *CheckList* 9(6): 1132–1353. doi: 10.15560/9.6.1132
- Shelley RM (2014) A summary of the millipede faunas of Pakistan, Bangladesh and Kashmir (Arthropoda: Diplopoda). *Insecta Mundi* 0368: 1–7. http://centerforsystematicentomology.org/insectamundi/PDF-download.asp?FileName=0368_Shelley_2014.pdf
- Sterling EJ, Hurley MM, Le DM (2006) *Vietnam: a natural history*. Yale University Press, 423 pp.