



Cite this: *RSC Adv.*, 2018, 8, 9192

Zn 1,3,5-benzenetricarboxylate as an efficient catalyst for the synthesis of cyclic carbonates from CO₂†

Chao Feng, Xianglei Cao, Liugen Zhang, Changyan Guo, Naeem Akram and Jide Wang *

Development of heterogeneous catalysts for the cycloaddition of CO₂ with epoxides to produce cyclic carbonates is a hot issue in the field of chemical fixation of carbon dioxide. It is fairly promising as production of by-products is quite low. In this study, the [Zn₃(BTC)₂]/*n*-Bu₄NBr catalytic system was investigated for the solventless cycloaddition of carbon dioxide with epoxides and had an excellent synergistic effect in promoting the reaction. The reaction parameters were moderate *i.e.* (130 °C and 13 bar CO₂ pressure) and were selected by a study of the catalytic system. Under the optimal reaction conditions, the yield of cyclic carbonate reached 99%. A decrease in the yield of cyclic carbonate was not apparent after [Zn₃(BTC)₂] was reused three times, indicating that [Zn₃(BTC)₂] was stable. At the same time, the catalytic activity of the catalyst for other epoxides was also verified. The acidic and alkaline nature of the [Zn₃(BTC)₂] catalyst did not change obviously after recycling the catalyst three times. In this study it is also verified that the [Zn₃(BTC)₂] catalytic cycloaddition reaction was closely related to the Lewis acid/base distribution. In addition, a plausible mechanism for the synergistic effect of the catalyst (Lewis acid and base properties) and the co-catalyst was suggested.

Received 6th January 2018
Accepted 26th February 2018

DOI: 10.1039/c8ra00152a

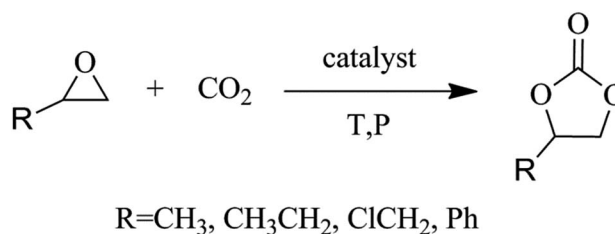
rsc.li/rsc-advances

Introduction

The emission of carbon dioxide in the environment followed by human activities and industrialization play a vital role in global warming. Designing scientific methods to convert carbon dioxide into some value-added products^{1–4} can be used as a promising strategy to reduce carbon dioxide emissions. As a rich resource, carbon dioxide has received widespread attention for developing various valuable strategies that can reduce CO₂ emissions. CO₂ conversion under mild conditions is still very attractive but remains a challenge. The use of carbon dioxide and epoxides to form cyclic carbonates is considered to be the most environmentally friendly way of chemically fixing carbon dioxide,^{5–8} as the utilization of the atoms is 100%^{9,10} (Scheme 1). Cyclic carbonates are important compounds with a wide range of applications^{11,12} including polar aprotic solvents, lithium-ion battery electrolytes, synthesis of monomeric polymers, degreasing agents, chemical intermediates and cosmetics. But the major inadequacy is the chemical inertness of CO₂, which require the assistance of a catalyst. So far a number of catalysts have been synthesized for this

attractive reaction, including both homogeneous and heterogeneous catalysts. Homogeneous catalysts include metal halide¹³ and metallic oxide,^{14,15} transition metal complexes,¹⁶ organic base,¹⁷ ionic liquids¹⁸ and quaternary ammonium¹⁹ *etc.* Recovery and the separation of such catalyst is a crucial obstruction for its industrial application. So with these characteristics, heterogeneous catalyst has received researcher's attention. However, most heterogeneous catalysts have somewhat lower catalytic activity or involvement of harsh reaction conditions. Therefore, preparation of a cycloaddition reaction catalyst for efficiently catalyzing carbon dioxide under mild reaction conditions should be studied.

In some of the past work,^{20–22} metal–organic frameworks (MOFs) have shown excellent heterogeneous catalytic activity due to their chemical functionalities and its easier recovery for recycling, from the reaction system making MOFs a potential



Scheme 1 Synthesis of cyclic carbonates from epoxides and CO₂.

Key Laboratory of Oil & Gas Fine Chemicals Ministry of Education, Xinjiang University, Urumqi 830046, Xinjiang, People's Republic of China. E-mail: awangjd@sina.cn

† Electronic supplementary information (ESI) available. See DOI: 10.1039/c8ra00152a



candidate for heterogeneous catalysis.²³ The affinity of MOFs for CO₂ makes them admirable catalysts²⁴ for the formation of cyclic carbonates using CO₂ and epoxides. In 2009, first ever chemically fixation of carbon dioxide by generating cyclic carbonates with MOF catalysts (MOF-5)²⁵ was studied. Since then several materials in this research field have been reported. Among MOFs materials, MOF-5, Cr-MIL-101,²⁶ ZIF-68,²⁷ and ZIF-95²⁸ have been studied in the cycloaddition reaction of carbon dioxide for formation of cyclic carbonates with resulting good. According to earlier reported research works,^{29,30} the catalytic activity of a heterogeneous catalyst in the cycloaddition to form cyclic carbonates is related to the Lewis acid and Lewis base involved in the reaction of the catalyst. Lewis acid–base sites can harmonize and activate the substrate molecules and facilitate the reaction and products formed. However, many MOFs materials have the disadvantages of low catalytic activity, poor stability and harsh catalytic conditions, which limit their further usage as commercial applications. Therefore, the investigating, developing and screening of different MOFs materials with excellent catalytic performance is a trending research for cycloaddition of carbon dioxide.

The focus of our work was preparation of a MOF catalyst ([Zn₃(BTC)₂]) in cyclic carbonates synthesis with solvothermal method with good stability and sustainability. [Zn₃(BTC)₂] unit has Lewis acid and base catalytic sites with strong nucleophilic anionic promoter (TBAB) to play its good synergistic effect. Under solvent-free and relatively moderate reaction conditions, the [Zn₃(BTC)₂]/TBAB catalytic system was found to have high activity and selectivity. Under the optimum reaction conditions, the yield of cyclic carbonate was 99% and [Zn₃(BTC)₂] has relatively higher content of Lewis acids–bases, exhibiting satisfactory catalytic performance than that of its corresponding heterogeneous and homogeneous catalysts. The catalyst still has quite high activity after being recycled for several times. The high stability of [Zn₃(BTC)₂] indicates that it is an efficient heterogeneous catalyst for chemical fixation of carbon dioxide.

Experimental

Materials

Zn(acetate)₂·2H₂O and styrene oxide were purchased from Aladdin Bio-Chem Technology Co., Ltd (Shanghai, China). Tribenzoic acid (BTC) and tetrabutyl ammonium bromide were purchased from Adamas Reagent Co., Ltd (Shanghai, China). Ethanol and ethyl acetate were purchased from Shanghai Titan Scientific Co., Ltd (Shanghai, China). CO₂ (gas, 99.9999%) was purchased from Beijing Oxygen Plant Specialty Gases Institute Co., Ltd (Beijing, China).

Catalyst preparation

The procedure to prepare [Zn₃(BTC)₂] was similar to the work reported previously.³¹ 7.497 mmol of Zn(acetate)₂·2H₂O was dissolved in 12.66 mL of distilled water and mixed with a solution of 9 mmol of BTC in 25.02 mL of ethanol. The mixture was stirred for 30 min at room temperature and then was transferred into a Teflon lined stainless autoclave of 100 mL. The

autoclave was sealed, kept at 175 °C for 24 h and then cooled to room temperature. The white crystals were collected by centrifugation, thoroughly washed with ethanol and distilled water, and then was dried at 80 °C for 12 h under vacuum in order to remove the trapped water molecules from the pores.

Catalyst characterization

Powder X-ray diffraction (PXRD) was performed on a Rigaku X-ray diffractometer (Rigaku Rint, Japan) at a scan rate of 6° min⁻¹ in 2θ ranging from 5° to 30° with Cu Kα radiation (λ = 1.54178 Å). Scanning electron microscopy (SEM) was conducted on a Hitachi S-8010 with an accelerating voltage of 100 kV. The surface areas of [Zn₃(BTC)₂] were calculated using the Brunauer–Emmett–Teller (BET) method, Fourier transform infrared spectrometer (FTIR) was used for the determination of functional groups in samples (dispersed in potassium bromide and compressed into pellets), using EQUINOX-55 (Bruker Company, Germany) in transmittance (%) mode in the range of 4000–400 cm⁻¹. Thermogravimetric analysis (TGA) was performed on a Shimadzu DTG-50 thermal analyzer from room temperature to 700 °C at a heating rate of 10 °C min⁻¹ under open air atmosphere. Temperature programmed decomposition (TPD) was determined using a TP-5080 adsorption instrument with ammonia over a temperature ramp of 50–400 °C, rate ramp of 10 °C min⁻¹ and flow rate of 60 mL min⁻¹. Gas chromatographic (GC) analysis were performed using a Shimadzu GC 2010-Plus equipped with a flame ionization detector (FID) and an SPB-5 column (length = 30 m, inner diameter = 0.25 mm, and film thickness = 0.25 μm). GC-MS analyses were performed using a Shimadzu GC-MS-QP2010 Ultra with a ZB-5MS column (length = 30 m, inner diameter = 0.25 mm, and film thickness = 0.25 μm). MS spectra were compared with the spectra gathered in the NIST library.

Catalyst performance testing

The cycloaddition of epoxide with CO₂ was carried out in a 25 mL stainless steel autoclave equipped with a magnetic stirrer. In a typical reaction, the mixtures of [Zn₃(BTC)₂] (10 mg), styrene oxide (20 mmol), 0.31 × 10⁻⁴ mmol co-catalyst (tetrabutyl ammonium bromide) were added into the autoclave. Where after, CO₂ (99.999%) was introduced into the autoclave, before this, air was replaced with CO₂ until reaching the appropriated pressure. The autoclave was then heated to an appropriate temperature for several hours with continuous magnetic stirring (400 rpm). After the reaction completion, the autoclave was cooled in an ice-water bath, and venting the remaining CO₂. The product was extracted with ethyl acetate and then the solid catalyst was filtered before GC analysis (Agilent 7890A) using a designed method file. The structure of the product was determined by GC-MS. The recycling catalyst was washed with anhydrous ethanol and separated by centrifugation, then dried under vacuum at 60 °C.

Results and discussion

The XRD patterns of [Zn₃(BTC)₂] as a catalyst and the simulated patterns of the coordination polymer calculated from single

crystal data available in the literature³² were compared in Fig. 1. Fig. 1a displays that the well-resolved patterns of fresh $[\text{Zn}_3(\text{BTC})_2]$ match well with the corresponding simulated patterns of $[\text{Zn}_6(\text{OH})_3(\text{BTC})_3(\text{H}_2\text{O})_3] \cdot 7\text{H}_2\text{O}$, which proves the phase purity of the as-synthesized samples. After the recycled experiment processes, it is clear that the diffraction pattern of catalyst after recycling (Fig. 1b–d) were kept the same as for the fresh sample. However, a change in the intensity of some peaks is observed, this may be due to the strong adsorption of organic compounds during the reuse experiments. These results indicate that $[\text{Zn}_3(\text{BTC})_2]$ showed good stability in the cyclic addition reactions even after recycling the catalyst, so there is no apparent change in terms of catalytic performance.

In Fig. 2, the comparison between Fourier transform infrared spectroscopy (FT-IR) of $[\text{Zn}_3(\text{BTC})_2]$ and BTC showed that the bond formation between zinc(II) metal ions and BTC were observed from the noteworthy shift of carbonyl (C=O) peak from carboxylate at 1715 cm^{-1} into 1613 cm^{-1} . This transformation corresponded to the formation of coordination bonding in $[\text{Zn}_3(\text{BTC})_2]$. A broad peak present at $3300\text{--}2500\text{ cm}^{-1}$ due to the stretching vibration of O–H bonds on H_3BTC which also clearly transferred into 3450 cm^{-1} , after coordination with the metal ion, the intensity conspicuously decreased. The absence of $-\text{COOH}$ absorption bands ($1730\text{--}1690\text{ cm}^{-1}$) shows that BTC is fitted in a single mode to the metal center. In addition, the absorption band at 760 cm^{-1} was assigned as a stretching vibration of Zn–O. These analyses indicated that Zn^{2+} had combined with organic ligands successfully.

The thermal stability of the catalyst is crucial in understanding the property of the framework construction. The thermal stability of fresh and recycled (3rd recycle) $[\text{Zn}_3(\text{BTC})_2]$ was studied by thermal gravimetric analysis (TGA) and is shown in Fig. 3. The weight loss steps were observed from $30\text{ }^\circ\text{C}$ to $700\text{ }^\circ\text{C}$. The first weight loss up to $100\text{ }^\circ\text{C}$ can be attributed to the solvent used for synthesis (H_2O and ethanol) whereas the second weight loss around $250\text{ }^\circ\text{C}$ is due to removal of guest molecules from open metal sites on $[\text{Zn}_3(\text{BTC})_2]$. The TGA

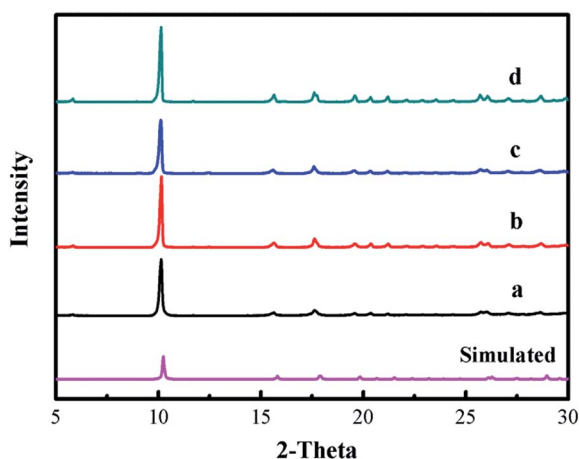


Fig. 1 XRD patterns of $[\text{Zn}_3(\text{BTC})_2]$ catalyst: (a) fresh; (b) first recycle; (c) second recycle and (d) third recycle.

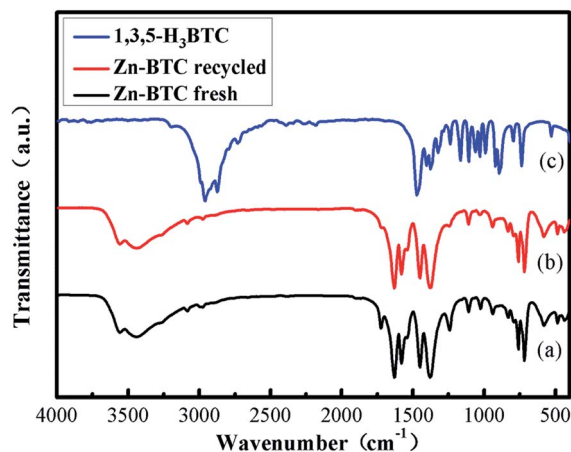


Fig. 2 FT-IR spectra of $[\text{Zn}_3(\text{BTC})_2]$ (a) fresh; (b) recycled and (c) 1,3,5- H_3BTC .

pattern comprising two-step weight reduction is an unparalleled characteristic of some MOF materials having open metal sites. The final major weight loss was observed within $400\text{--}480\text{ }^\circ\text{C}$ for $[\text{Zn}_3(\text{BTC})_2]$, indicating that the catalyst is thermally stable up to $400\text{ }^\circ\text{C}$. This is a relatively high thermal stability among MOFs. The complete decomposition of $[\text{Zn}_3(\text{BTC})_2]$ was around $475\text{ }^\circ\text{C}$ and thus $[\text{Zn}_3(\text{BTC})_2]$ is expected to exhibit good stabilities for catalytic reactions performed even at moderately high temperatures. The last loss corresponded to the decomposition of the organic ligand part occurred from 400 to $480\text{ }^\circ\text{C}$ (found $47.50\text{ wt}\%$), after $480\text{ }^\circ\text{C}$ leading to ZnO as the residue (found $40.00\text{ wt}\%$). According to the TGA profiles, the metal/ligand ratio could be estimated about $2 : 1$, this is almost the same as the metal/ligand ratio calculated by Fu *et al.*³² In order to confirm the presence of Lewis acid sites and basic sites in the $[\text{Zn}_3(\text{BTC})_2]$ catalyst, $\text{CO}_2\text{-TPD}$ and $\text{NH}_3\text{-TPD}$ analysis were carried out between $50\text{ }^\circ\text{C}$ and $400\text{ }^\circ\text{C}$. The TPD test temperature range is based on the thermal stability of the catalyst at $400\text{ }^\circ\text{C}$.

Fig. 4 displays the scanning electron microscope (SEM) morphology of the fresh $[\text{Zn}_3(\text{BTC})_2]$ and the used one. The

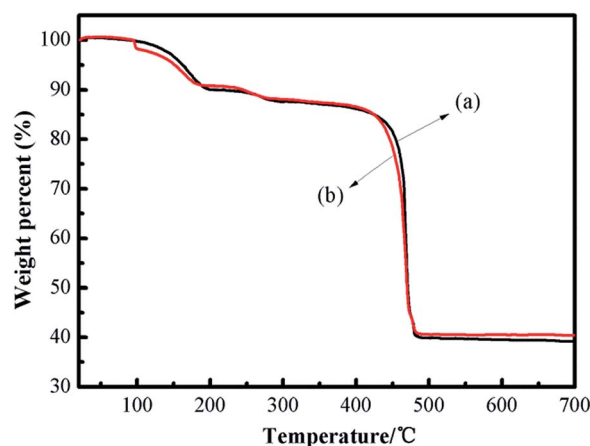


Fig. 3 TGA profiles of fresh (a) and recycled (b) $[\text{Zn}_3(\text{BTC})_2]$ samples.




Fig. 4 SEM images of $[\text{Zn}_3(\text{BTC})_2]$ catalyst: (a) fresh; (b) first recycle; (c) second recycle and (d) third recycle.

synthesized $[\text{Zn}_3(\text{BTC})_2]$ particles exhibited claviform shape with wide range of 0.5–2 μm and length range of 2–6 μm . After the catalyst is reused, the surface of the rod-shaped structure becomes no longer smooth. SEM pictures (Fig. 4b and d) showed that the rod like structure was slightly damaged. After each reuse, the catalyst surface defects will be more obvious, but its rod like structure is still clear. The surface morphologies of recycled catalyst had been slightly changed. This could be due to some damage of the skeletal structure of the recycled runs under vigorous stirring. Such structural change is not too significant, so the catalyst could indicate good recyclability. However, after recycling repeatedly, $[\text{Zn}_3(\text{BTC})_2]$ catalyst still shows a high catalytic, this also shows that it has better stability.

According to previous research reports,³⁰ some of the Lewis acidic sites in MOFs were derived from metal species and the basic moiety was derived from non-metal atoms in the ligands. Both sites (acidic and basic) play key role in the catalytic activities of MOFs. The presence of Lewis acid sites and basic sites on heterogeneous catalysts can noteworthy enhance the interaction of CO_2 with epoxides to form cyclic carbonates. The combination of Lewis acidic and basic sites may help the catalyst to improve its catalytic performance. Using NH_3 and CO_2 as probe gases, temperature-programmed desorption methods (TPD) were used to evaluate the acidity and alkalinity of fresh and recycled $[\text{Zn}_3(\text{BTC})_2]$ catalyst. The acid sites on the catalyst surface may serve as the adsorption of CO_2 and styrene oxide site. Fig. 5 shows CO_2 -TPD and NH_3 -TPD spectra of $[\text{Zn}_3(\text{BTC})_2]$ fresh and recycled (3 times) catalysts. Fig. 5a shows two obvious CO_2 desorption peaks around 145 $^\circ\text{C}$ and 280 $^\circ\text{C}$,

indicating that the presence of different surface basic sites. Based on the peak area, the catalyst surface has many basic sites manifests that $[\text{Zn}_3(\text{BTC})_2]$ has a larger CO_2 adsorption capacity, providing more places for the activation of CO_2 . Fig. 5b shows that the desorption temperature decreases slightly after the catalyst has been reused three times, and there is a slight decrease in the peak intensity of CO_2 desorption near 260 $^\circ\text{C}$. This may be due to CO_2 neutralizing some of the basic sites during the reaction, leading to desorption temperature and catalytic activity decreased, but still maintained strong alkaline sites, the cyclic carbonate still maintained a high yield. Fig. 5c shows the NH_3 -TPD results used to assess the acidity of the catalyst surface. A desorption peak centered at 270 $^\circ\text{C}$ was found in the figure, probably due to the fact that NH_3 is adsorbed on Lewis acidic sites in one chemical state. Fig. 5d shows a desorption peak centered at 250 $^\circ\text{C}$, it was formed by desorption of NH_3 after three cycles of catalyst recycling. Focus partial shift in desorption peak compared to Fig. 5c may be due to partial neutralization of the acidity of the catalyst surface, resulting in a decrease in desorption temperature. The intensity of desorption peak was also slightly reduced, which may be the reason for the decrease in the catalytic activity of the catalyst. In summary, catalyst after recycled still maintained stronger Lewis acid and alkaline sites, this may be the reason why it still retains high catalytic activity.

The catalytic performance of $[\text{Zn}_3(\text{BTC})_2]/\text{TBAB}$ for the cycloaddition of CO_2 with epoxides was studied to produce cyclic carbonates using styrene oxide as model substrate under relatively moderate reaction conditions (130 $^\circ\text{C}$ and 13 bar CO_2

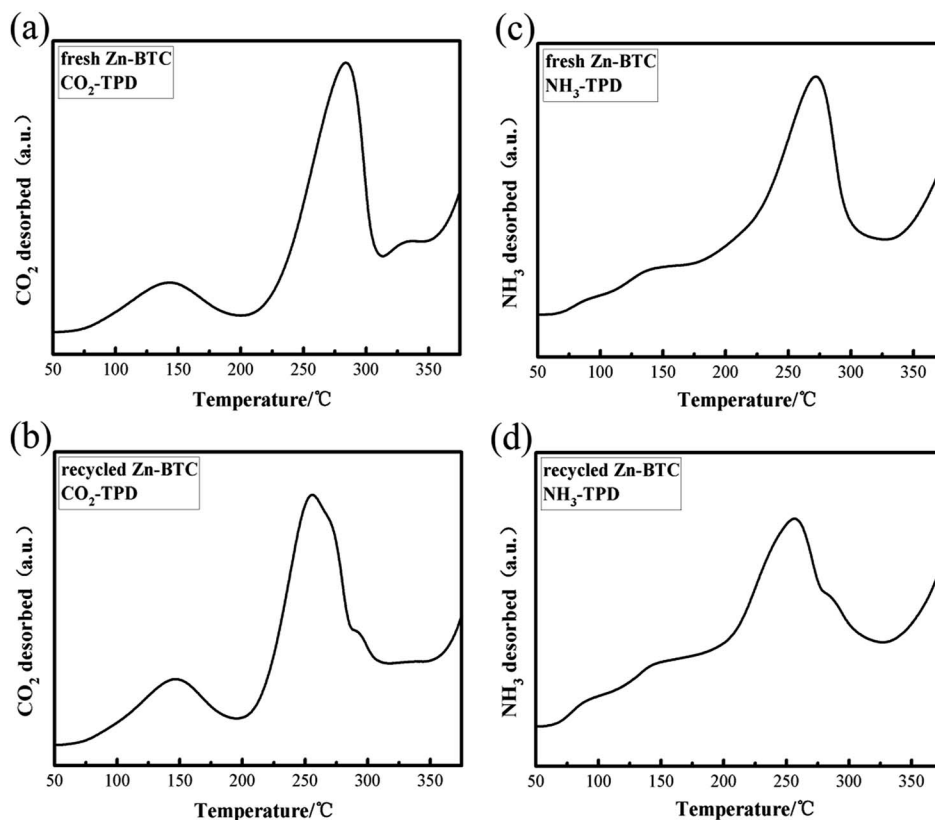


Fig. 5 (a), (b) CO₂-TPD and (c), (d) NH₃-TPD profiles of fresh and recycled (3rd recycle) [Zn₃(BTC)₂] catalysts.

pressure). The control tests were analyzed with [Zn₃(BTC)₂], TBAB and the [Zn₃(BTC)₂] precursors as shown in Table S1.† Product formation was absolutely denied in the absence of the catalyst, even operating under the optimal conditions. A binary catalyst system of [Zn₃(BTC)₂]/TBAB procured styrene carbonate yields as higher as 99% under relatively moderate and solvent-free conditions. The result observed for just TBAB as a catalyst, disclosed lower yield of product (41.66%) than [Zn₃(BTC)₂]/TBAB system. Under the same reaction conditions, the mechanical mixture of [Zn₃(BTC)₂] precursors with TBAB, the styrene carbonate (SC) formation was lower in yield (47.92%) (33.07%) (38.91%). Even, the [Zn₃(BTC)₂] alone also showed lower activity (the product yield was 20.93%) at relatively moderate reaction conditions. The styrene carbonate yield of [Zn₃(BTC)₂] was increased to 84.32% at 160 °C in 24 h (13 bar CO₂ pressure). However, the ultimate purpose of this research work was aimed lower energy conservation, so, [Zn₃(BTC)₂]/TBAB catalytic system was studied at relatively moderate reaction conditions (130 °C and 13 bar CO₂ pressure).

Under normal circumstances, the reaction conditions for the synthesis of cyclic carbonate: carbon dioxide pressure is between 1 atm to 100 atm, the reaction temperature is between 70 °C and 200 °C. Excessive reaction temperature and pressure not only just wastage of energy, but also put higher requirements on the experimental equipment, so moderate experimental conditions are an important factor to examine the catalyst. Our prime focus in this study was to achieve high

conversion of raw materials and high product selectivity under relatively moderate reaction conditions. The effects of different reaction conditions, such as temperature, pressure, amount of catalyst and reaction time, on the cycloaddition of carbon dioxide with styrene oxide were investigated in [Zn₃(BTC)₂]/TBAB binary system, screening out the optimal reaction conditions. As shown in Fig. 6, among the reaction parameters, temperature and pressure have the most significant influence on the reaction. We also ran a blank experiment without addition of catalyst to check either the reaction is possible or not, but there wasn't any reaction without catalyst.

The reaction temperature is considered as an important factor in controlling the overall efficiency of the reaction. As shown in Fig. 6a, the reaction temperature screening interval is 80–140 °C, when the reaction temperature was 80 °C, the conversion of styrene oxide was only 76.76%, but as the temperature increased to 130 °C, the conversion of raw materials increased sharply to 98.96%. It is remarkable that at the appropriate reaction temperature (130 °C), the cyclic carbonate selectivity has been maintained above 99%. When the temperature is slightly raised to 140 °C, the conversion of styrene oxide and the selectivity of cyclic carbonate slightly decrease. May be at high temperature conditions, the product was decomposed or poly, formed by-products of cyclic carbonate, such as 2-phenylacetaldehyde and 1-phenylethyl glycol and 2,5-diphenyl-1,4-dioxane analyzed by gas chromatography-mass spectrometry (GC-MS), this was consistent with previous reports,³³ thus

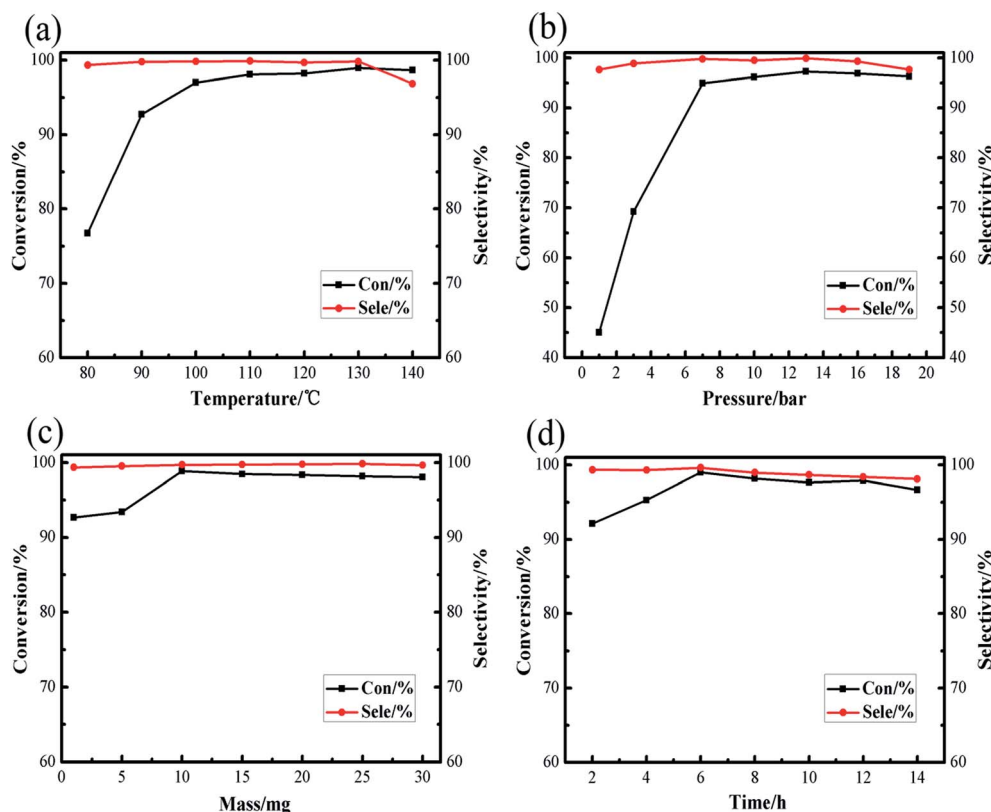


Fig. 6 Effect of different reaction conditions on the conversions and selectivities of cyclic carbonate: (a) reaction temperature; (b) initial CO₂ pressure; (c) catalyst amount; (d) reaction time.

the optimal reaction temperature selected in this study as 130 °C.

The pressure of CO₂ is generally a key point affecting the cycloaddition reaction between CO₂ and styrene oxide. As Fig. 6b revealed, the reaction pressure increases from 1 bar to 7 bar, the styrene oxide conversion rapidly increases from 45.04% to 94.9%. Conversion rate of the raw materials slightly increased within the pressure range of 7–13 bar, continue this increase in pressure to 19 bar, here the conversion of styrene oxide decreased. In the entire stress test range, the cyclic carbonate selectivity is still satisfactory (maintained at about 99%). The reaction system is composed of the gas phase and the liquid phase. As the CO₂ pressure increases, the CO₂ concentration in the liquid phase also increases. From the reaction kinetics point of view, this is a positive factor for the reaction, but as the CO₂ pressure gradually increases, resulting in a dilution effect, an excessively high CO₂ pressure no longer significantly promotes the reaction. The conversion of the feedstock and the selectivity of the product gradually decline, may be due to the decomposition of raw materials due to high pressure. Therefore, a relatively moderate CO₂ pressure of 13 bar was enough for the satisfactory synthesis of cyclic carbonate.

Fig. 6c and d show the effect of amount of catalyst and reaction time on the catalytic performance of [Zn₃(BTC)₂]/TBAB binary system. The results showed that the conversion rate of styrene oxide showed an upward trend when the addition amount of catalyst was between 1–10 mg. When the amount of

catalyst added was 10 mg, the conversion rate of raw material reached the highest 98.85%. Continue this increase in amount of catalyst, the conversion rate change is not obvious, and the cyclic carbonate selectivity still continues to be above 99%. The effect of the reaction time on the cycloaddition has also been

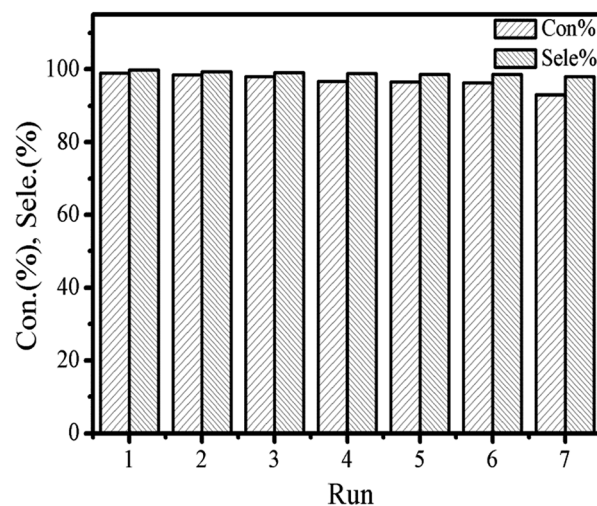

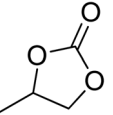
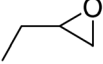
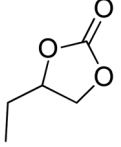
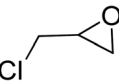
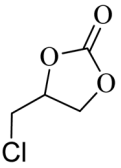
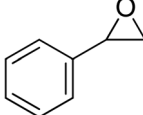
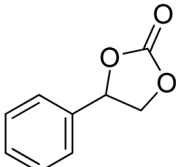
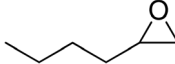
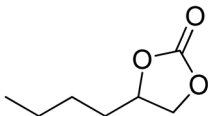
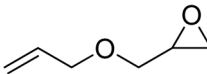
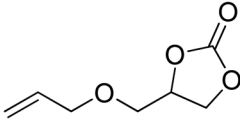
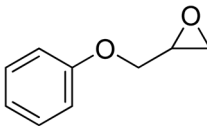
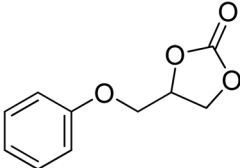
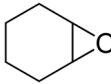
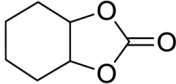


Fig. 7 Catalytic performance of fresh and recycled [Zn₃(BTC)₂]/TBABr in the synthesis of styrene carbonate from carbon dioxide and styrene oxide.

gradually investigated. It was found that when the reaction reached 6 h, the conversion of styrene oxide reached the maximum of 99.02%. As time goes on, the conversion of styrene oxide and the selectivity of cyclic carbonate decreased slightly, may be longer reaction time promotes the formation of by-products. Overall, the amount of catalyst and the reaction time have little effect on the cycloaddition reaction relative to the reaction temperature and reaction pressure.

The recycling of the catalyst was surveyed to further testify the persistence of the catalytic activity and excellent stability in cycloaddition reaction. The catalytic activities of the reused $[\text{Zn}_3(\text{BTC})_2]$ catalyst are summarized in Fig. 7. For each cycle, the used catalyst was separated through centrifugation and thoroughly washed with ethanol and distilled water to remove the products adhered to the surface of the catalyst, and then was dried at 80 °C for 12 h under vacuum in order to remove

Table 1 Cycloaddition of CO_2 to various epoxides over $[\text{Zn}_3(\text{BTC})_2]$ catalyst^a

Entry	Epoxide	Product	<i>T</i> (°C)	<i>P</i> (MPa)	<i>t</i> (h)	Reaction results	
						<i>C</i> (%)	<i>S</i> (%)
1			130	1.3	6	99.05	>99
2			130	1.3	6	98.90	>99
3			130	1.3	6	99.10	>99
4			130	1.3	6	98.96	>99
5			130	1.3	6	98.99	>99
6			130	1.3	6	98.88	>99
7			130	1.3	6	96.96	>99
8			160	3	24	55.35	90.5

^a Reaction condition: epoxide (20 mmol); catalyst (10 mg); TBABr (0.31×10^{-4} mmol). *C*: conversion rate; *S*: product selectivity; all based on GC analyses.

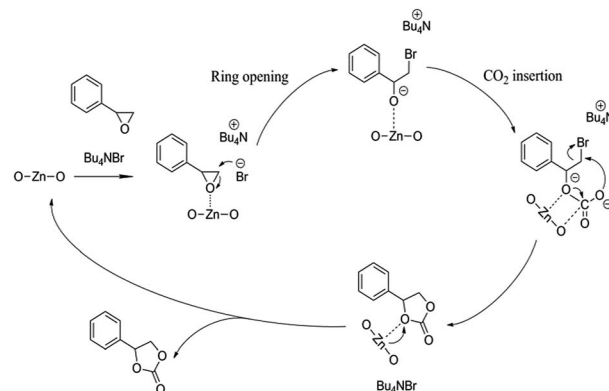
Table 2 Cycloaddition of CO₂ to styrene oxide and propylene oxide catalyzed by different catalysts

Entry	Catalyst	Co-catalyst/mmol	T (°C)	P (MPa)	t (h)	Yield (%)	TOF	Ref.
1	Al-MON	<i>n</i> -Bu ₄ NCl/0.043	60	1	12	51	85	34
2	Cr-MON	<i>n</i> -Bu ₄ NCl/0.043	60	1	12	66	110	34
3	Co-MON	<i>n</i> -Bu ₄ NCl/0.043	60	1	12	75	125	34
4	Ni-TCPE1	<i>n</i> -Bu ₄ NBr/0.3	100	1	12	99	167	35
5	Ni-TCPE2	<i>n</i> -Bu ₄ NBr/0.3	100	1	12	86.2	143	35
6	gea-MOF-1	<i>n</i> -Bu ₄ NBr/0.15	120	2	6	85	94	36
7	In ₂ (OH) (BTC)	<i>n</i> -Bu ₄ NBr/0.5	80	2	4	91.5	169	37
8	PCN-224 (Co)	<i>n</i> -Bu ₄ NCl/0.0716	100	2	4	42	115	38
9	Cd ₂ [Ni(salen)]	<i>n</i> -Bu ₄ NBr/0.05	80	1	12	91	15	39
10	ZIF-95	<i>n</i> -Bu ₄ NBr/0.074	80	1.2	2	93.2	104	28
11	[Zn ₃ (BTC) ₂]	<i>n</i> -Bu ₄ NBr/0.31 × 10 ⁻⁴	130	1.3	6	99	138	This work
12	ZnGlu	<i>n</i> -Bu ₄ NBr/0.4	80	1.2	6	99	35	40
13	MIXMOF-5	<i>n</i> -Bu ₄ NBr/0.1	140	—	3	63	117	41

TOF = moles of cyclic carbonate formed/moles of metal in MOF catalyst/*t*.

the trapped ethanol and water molecules in the pores, finally, reused catalyst directly for the next run. In each run, both styrene oxide conversion and styrene carbonate yield showed a minimal reduction. However, after the catalyst was recycled three times, both the conversion of the feedstock and the yield of the product started to decrease slightly. Although the satisfied selectivity to styrene carbonate did not change obviously but after recycling the catalyst 5 times the conversion rate lowered to 95%, while recycling it in 6th run, the conversion rate observed was close to 90%. Partial loss of catalyst occurs. The [Zn₃(BTC)₂]/TBAB catalyst system was found to be applicable to a variety of epoxides under the optimized conditions determined as explained above. The results are summarized in Table 1. All epoxides showed high conversion and satisfactory product yield. We compared the catalytic performance of the [Zn₃(BTC)₂] with other MOFs heterogeneous catalysts reported by many researchers (Table 2). A comparison of the catalytic performance of the [Zn₃(BTC)₂]/TBAB system with other MOFs catalysts under the same reaction system was observed in this work. All the other MOFs reported in the literature, always need the assistance of a co-catalyst. All these MOFs catalytic reaction were performed at relatively mild conditions, that is, temperature and CO₂ pressure varies between 60–140 °C and 10–20 bar respectively. In Table 2, the yield of the product and the TOF value exhibited by [Zn₃(BTC)₂]/TBAB in the cycloaddition reaction were compared with the different MOFs. The amount of co-catalyst used in this study is also very small, only (0.31 × 10⁻⁴ mmol). These results demonstrate the effectiveness of [Zn₃(BTC)₂]/TBAB in the field of carbon dioxide conversion to cyclic carbonates. Higher yields are important for the separation of the product/catalyst from the reaction mixture.

Potential mechanism of epoxide cycloaddition catalyzed by [Zn₃(BTC)₂]/TBAB catalytic system to produce cyclic carbonates is shown in Scheme 2. Previous reports based on experimental and density functional theory (DFT) studies,^{15,28,29,42} the presence of Lewis acidic sites and strong nucleophilic anions can effectively activate the epoxides and thus promote the ring-



Scheme 2 Proposed mechanism for the cyclic addition reaction of CO₂ and styrene oxide in the presence of [Zn₃(BTC)₂]/TBAB.

opening process. While carbon dioxide can be activated by a nucleophilic attack initiated by Lewis basic sites. Br⁻ isolated from *n*-Bu₄NBr is used to attack and activate fewer hindered carbon atoms in the epoxide, resulting in epoxides open-loop formation of reactive oxygen anion. Subsequently, the oxygen anion of the opened epoxide interacts with CO₂ to form an intermediate. Finally, Br⁻ is eliminated by a ring-closing step to produce the corresponding cyclic carbonate from the intermediate while regenerating the catalyst. The next cycle reaction immediately starts. Therefore, we verified that the catalyst contained both acidic sites and alkaline sites at the same time benefit for the reaction of carbon dioxide and epoxide. The synergistic effect of [Zn₃(BTC)₂] and *n*-Bu₄NBr is the major cause for the high catalytic activity of the catalyst system under relative moderate conditions.

Conclusions

In summary, we report a virgulate 3D MOF has been synthesized by hydrothermal method using benzene-1,3,5-tricarboxylic acid as ligand. Compared to hitherto known

catalysts, $[\text{Zn}_3(\text{BTC})_2]$, a heterogeneous catalyst combined with $n\text{-Bu}_4\text{NBr}$ displayed efficient catalytic activity. Synergistic effects of $[\text{Zn}_3(\text{BTC})_2]/n\text{-Bu}_4\text{NBr}$ catalysis systems have been investigated. Styrene carbonate yields as high as $\sim 99\%$ under relatively moderate and solvent-free conditions ($130\text{ }^\circ\text{C}$ and 13 bar CO_2 pressure) were surveyed for the $[\text{Zn}_3(\text{BTC})_2]$ catalysts. The catalytic activity of $[\text{Zn}_3(\text{BTC})_2]$ is better than the corresponding homogeneous species and having both high populations of Lewis acid and base sites, demonstrating the advantages of MOF catalysts for CO_2 conversion reactions. Moreover, this MOF can be easily separated and reused (for three successive runs) without distinct loss of catalytic activity and structural deterioration. $[\text{Zn}_3(\text{BTC})_2]$ displayed particular chemical and thermal stability, which is crucial for its usage as industrial application. We conjecture $[\text{Zn}_3(\text{BTC})_2]$ will related reactions of epoxides with inhibition formation of byproducts while abide by the principles of green chemistry and atom economy.

Conflicts of interest

There are no conflicts to declare.

Acknowledgements

We acknowledge technical assistance and material support from the Key Laboratory of Oil and Gas Fine Chemicals, Ministry of Education & Xinjiang Uygur Autonomous Region and acknowledge funding support from National Natural Science Foundation of China (No. 21162027 and 21261022).

References

- 1 M. Aresta, A. Dibenedetto and A. Angelini, *Chem. Rev.*, 2013, **114**, 1709–1742.
- 2 P. Lanzafame, G. Centi and S. Perathoner, *Chem. Soc. Rev.*, 2014, **43**, 7562–7580.
- 3 W. Wang, S. Wang, X. Ma and J. Gong, *Chem. Soc. Rev.*, 2011, **40**, 3703.
- 4 J.-C. C. Toshiyasu Sakakura and H. Yasuda, *Chem. Rev.*, 2007, **107**, 2365–2387.
- 5 M. A. Kazutoshi Ukai, J. Takaya and N. Iwasawa, *J. Am. Chem. Soc.*, 2006, **128**, 8706–8707.
- 6 M. North, R. Pasquale and C. Young, *Green Chem.*, 2010, **12**, 1514.
- 7 M. H. Beyzavi, C. J. Stephenson, Y. Liu, O. Karagiari, J. T. Hupp and O. K. Farha, *Frontiers in Energy Research*, 2015, **2**, 63.
- 8 S. Klaus, M. W. Lehenmeier, C. E. Anderson and B. Rieger, *Coord. Chem. Rev.*, 2011, **255**, 1460–1479.
- 9 I. S. Metcalfe, M. North, R. Pasquale and A. Thursfield, *Energy Environ. Sci.*, 2010, **3**, 212–215.
- 10 P. P. Pescarmona and M. Taherimehr, *Catal. Sci. Technol.*, 2012, **2**, 2169.
- 11 B. Schäffner, F. Schäffner, S. P. Verevkin and A. Börner, *Chem. Rev.*, 2010, **110**, 4554–4581.
- 12 A.-A. G. Shaikh and S. Sivaram, *Chem. Rev.*, 1996, **96**, 951–976.
- 13 J. Ma, J. Liu, Z. Zhang and B. Han, *Green Chem.*, 2012, **14**, 2410.
- 14 R. Srivastava, D. Srinivas and P. Ratnasamy, *Appl. Catal., A*, 2005, **289**, 128–134.
- 15 K. E. Kazuya Yamaguchi, T. Yoshida and A. K. K. H. Yoshida, *J. Am. Chem. Soc.*, 1999, **121**, 4526–4527.
- 16 F. Li, L. Xiao, C. Xia and B. Hu, *Tetrahedron Lett.*, 2004, **45**, 8307–8310.
- 17 L. Wang, K. Kodama and T. Hirose, *Catal. Sci. Technol.*, 2016, **6**, 3872–3877.
- 18 J. Sun, S. Zhang, W. Cheng and J. Ren, *Tetrahedron Lett.*, 2008, **49**, 3588–3591.
- 19 T. Ema, K. Fukuhara, T. Sakai, M. Ohbo, F.-Q. Bai and J.-y. Hasegawa, *Catal. Sci. Technol.*, 2015, **5**, 2314–2321.
- 20 H. Furukawa, K. E. Cordova, M. O’Keeffe and O. M. Yaghi, *Science*, 2013, **341**, 1230444.
- 21 H.-L. Jiang and Q. Xu, *Chem. Commun.*, 2011, **47**, 3351.
- 22 H. G. a. A. Corma and F. X. Llabrés i Xamena, *Chem. Rev.*, 2010, **110**, 4606–4655.
- 23 R. J. Kuppler, D. J. Timmons, Q.-R. Fang, J.-R. Li, T. A. Makal, M. D. Young, D. Yuan, D. Zhao, W. Zhuang and H.-C. Zhou, *Coord. Chem. Rev.*, 2009, **253**, 3042–3066.
- 24 H.-Y. Cho, D.-A. Yang, J. Kim, S.-Y. Jeong and W.-S. Ahn, *Catal. Today*, 2012, **185**, 35–40.
- 25 J. Song, Z. Zhang, S. Hu, T. Wu, T. Jiang and B. Han, *Green Chem.*, 2009, **11**, 1031.
- 26 O. V. Zalomaeva, A. M. Chibiryaev, K. A. Kovalenko, O. A. Kholdeeva, B. S. Balzhinimaev and V. P. Fedin, *J. Catal.*, 2013, **298**, 179–185.
- 27 L. Yang, L. Yu, G. Diao, M. Sun, G. Cheng and S. Chen, *J. Mol. Catal. A: Chem.*, 2014, **392**, 278–283.
- 28 K. M. Bhin, J. Tharun, K. R. Roshan, D.-W. Kim, Y. Chung and D.-W. Park, *J. CO₂ Util.*, 2017, **17**, 112–118.
- 29 J. Zhu, T. Diao, W. Wang, X. Xu, X. Sun, S. A. C. Carabineiro and Z. Zhao, *Appl. Catal., B*, 2017, **219**, 92–100.
- 30 J. Kim, S.-N. Kim, H.-G. Jang, G. Seo and W.-S. Ahn, *Appl. Catal., A*, 2013, **453**, 175–180.
- 31 F. Farzaneh and S. S. Mortazavi, *React. Kinet., Mech. Catal.*, 2016, **120**, 333–344.
- 32 Y. Fu, G. Li, F. Liao, M. Xiong and J. Lin, *J. Mol. Struct.*, 2011, **1004**, 252–256.
- 33 C. M. Miralda, E. E. Macias, M. Zhu, P. Ratnasamy and M. A. Carreon, *ACS Catal.*, 2012, **2**, 180–183.
- 34 J. Chun, S. Kang, N. Kang, S. M. Lee, H. J. Kim and S. U. Son, *J. Mater. Chem. A*, 2013, **1**, 5517.
- 35 Z. Zhou, C. He, J. Xiu, L. Yang and C. Duan, *J. Am. Chem. Soc.*, 2015, **137**, 15066–15069.
- 36 V. Guillerme, Ł. J. Weseliński, Y. Belmabkhout, A. J. Cairns, V. D’Elia, Ł. Wojtas, K. Adil and M. Eddaoudi, *Nat. Chem.*, 2014, **6**, 673–680.
- 37 L. Liu, S.-M. Wang, Z.-B. Han, M. Ding, D.-Q. Yuan and H.-L. Jiang, *Inorg. Chem.*, 2016, **55**, 3558–3565.
- 38 D. Feng, W.-C. Chung, Z. Wei, Z.-Y. Gu, H.-L. Jiang, Y.-P. Chen, D. J. Darensbourg and H.-C. Zhou, *J. Am. Chem. Soc.*, 2013, **135**, 17105–17110.

- 39 Y. Fan, J. Li, Y. Ren and H. Jiang, *Eur. J. Inorg. Chem.*, 2017, **43**, 4982–4989.
- 40 A. C. Kathalikkattil, R. Babu, R. K. Roshan, H. Lee, H. Kim, J. Tharun, E. Suresh and D.-W. Park, *J. Mater. Chem. A*, 2015, **3**, 22636–22647.
- 41 W. Kleist, F. Jutz, M. Maciejewski and A. Baiker, *Eur. J. Inorg. Chem.*, 2009, **24**, 3552–3561.
- 42 M. W. H. Donald and J. Darensbourg, *Coord. Chem. Rev.*, 1996, **153**, 155–174.