

CORRECTION

Open Access

Correction: The key role of repeated DNAs in sex chromosome evolution in two fish species with ZW sex chromosome system

Marcelo de Bello Cioffi^{1*}, Eduard Kejnovsky^{2,3}, Vinicius Marquioni¹, Juliana Poltronieri¹, Wagner F Molina⁴, Débora Diniz⁵ and Luiz Antonio C Bertollo¹

Correction

After the publication of this work [1] the following errors were brought to the authors' attention: Figure 1 contained a misspelling of the species name *Leporinus reinhardti*, and Figures 2 and 3 contained mistakes that occurred during the editing process. The correct figures are given below.

We regret any inconvenience that this inaccuracy may have caused.

* Correspondence: mbcioffi@ufscar.br

¹Departamento de Genética e Evolução, Universidade Federal de São Carlos, São Carlos, SP, Brazil

Full list of author information is available at the end of the article

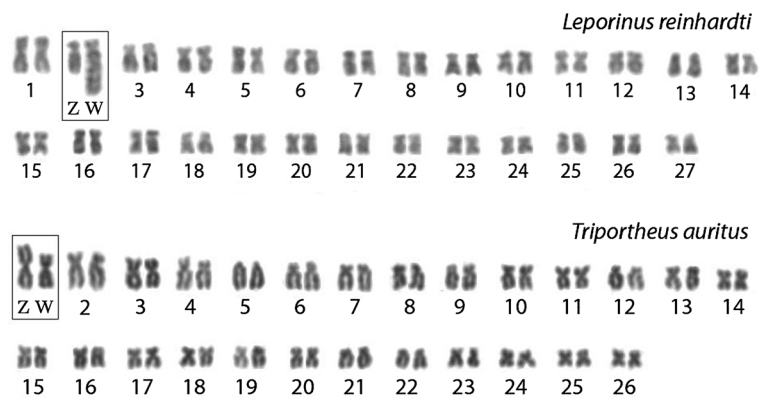


Figure 1 Giemsa-stained female karyotypes of *Leporinus reinhardtii* ($2n = 54$) and *Triportheus auritus* ($2n = 52$), both with a ZZ/ZW sex chromosome system. The chromosomes of both species were arranged in descending order of size and the sex chromosomes were highlighted in boxes for the sake of clarity. Bar = 5 μ m.

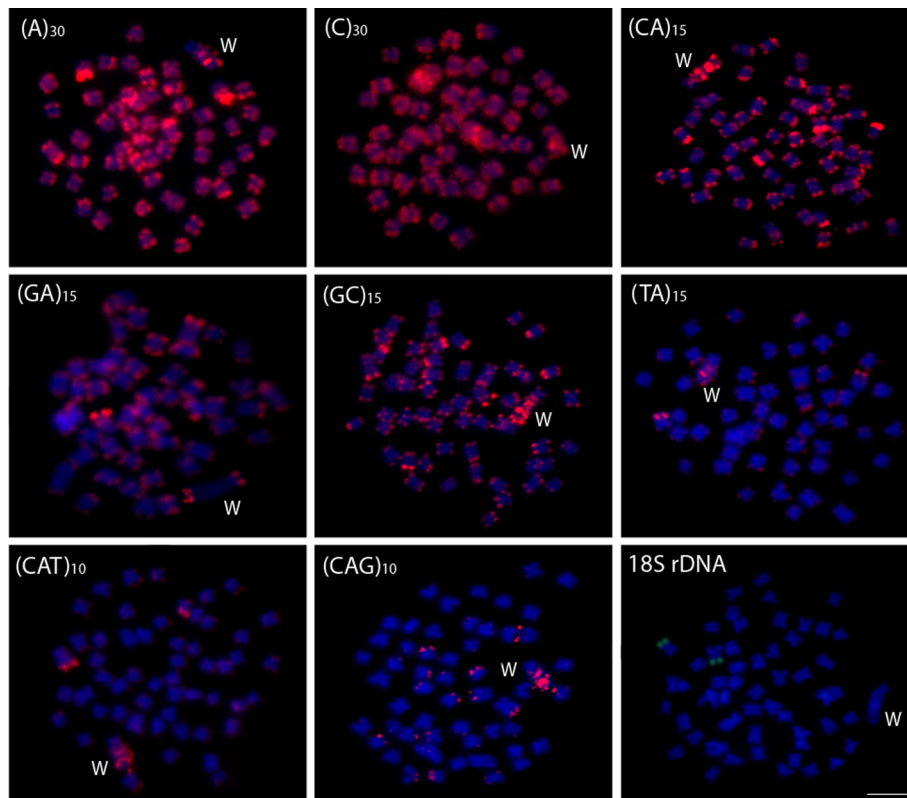


Figure 2 Mitotic metaphase chromosomes of *Leporinus reinhardtii* female, with a ZZ/ZW sex chromosome system hybridized with different repeated DNAs, including mono-, di- and trinucleotide microsatellites and an 18S rDNA gene as probes. Letters mark the W chromosomes. Bar = 5 μ m.

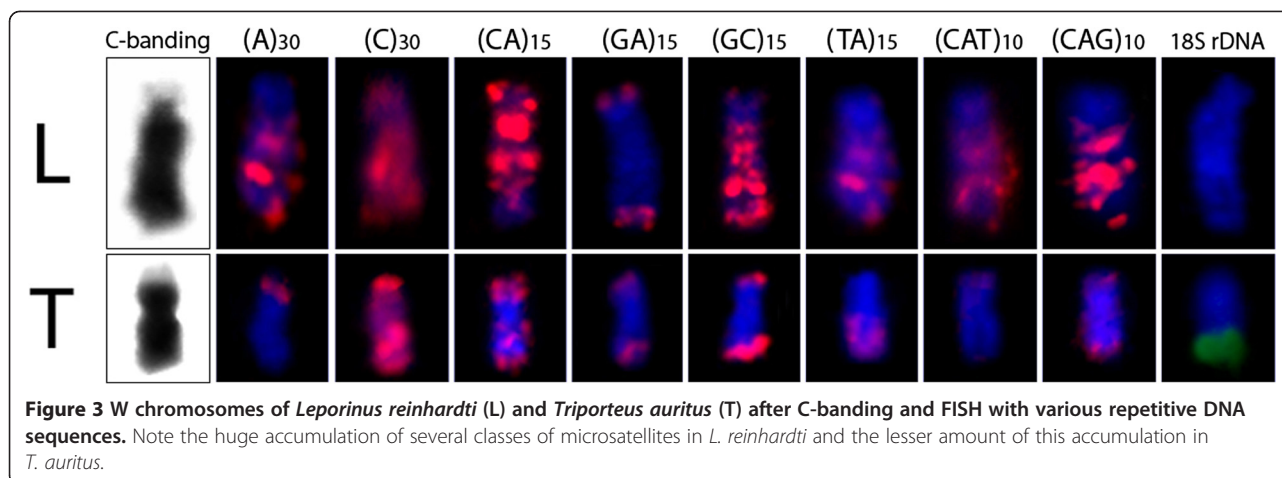


Figure 3 W chromosomes of *Leporinus reinhardtii* (L) and *Triportheus auritus* (T) after C-banding and FISH with various repetitive DNA sequences. Note the huge accumulation of several classes of microsatellites in *L. reinhardtii* and the lesser amount of this accumulation in *T. auritus*.

Author details

¹Departamento de Genética e Evolução, Universidade Federal de São Carlos, São Carlos, SP, Brazil. ²Department of Plant Developmental Genetics, Institute of Biophysics ASCR, Brno, Czech Republic. ³Laboratory of Genome Dynamics, CEITEC - Central European Institute of Technology, Masaryk University, Brno, Czech Republic. ⁴Departamento de Biologia Celular e Genética, Centro de Biotecnologias, Universidade Federal do Rio Grande do Norte, Natal, RN, Brazil. ⁵Departamento de Ciências Biológicas, Universidade Estadual do Sudoeste da Bahia, Jequié, BA, Brazil.

Received: 23 November 2012 Accepted: 23 November 2012

Published: 27 November 2012

References

1. Cioffi MB, Kejnovsky E, Marquioni V, Poltronieri J, Molina WF, Diniz D, Bertollo LAC: The key role of repeated DNAs in sex chromosome evolution in two fish species with ZW sex chromosome system. *Mol Cytogenet* 2012, **5**:28.

doi:10.1186/1755-8166-5-42

Cite this article as: Cioffi et al.: Correction: The key role of repeated DNAs in sex chromosome evolution in two fish species with ZW sex chromosome system. *Molecular Cytogenetics* 2012 **5**:42.

Submit your next manuscript to BioMed Central and take full advantage of:

- Convenient online submission
- Thorough peer review
- No space constraints or color figure charges
- Immediate publication on acceptance
- Inclusion in PubMed, CAS, Scopus and Google Scholar
- Research which is freely available for redistribution

Submit your manuscript at
www.biomedcentral.com/submit

