


 Cite this: *RSC Adv.*, 2020, 10, 16510


Received 18th February 2020

Accepted 14th April 2020

DOI: 10.1039/d0ra03211e

rsc.li/rsc-advances

PPh₃/NaI driven photocatalytic decarboxylative radical cascade alkylarylation reaction of 2-isocyanobiaryls†

 Ketan Wadekar,†^{ab} Suraj Aswale‡^c and Veera Reddy Yatham ^{*cd}

The first triphenylphosphine/sodium iodide driven photocatalytic decarboxylative cascade cyclization of 2-isocyanobiaryls with alkyl *N*-hydroxyphthalimide (NHP) esters was developed. This operationally simple protocol results in multiple carbon–carbon bond formation under transition metal free conditions, affording a novel and environmentally benign entry to producing 6-alkyl phenanthridines with moderate to good yields.

Introduction

Visible-light photocatalysis has been widely recognized as a powerful tool in organic synthesis to construct carbon–carbon or carbon–heteroatom bonds.¹ Through reactive intermediates such as radicals and radical ions, unique reactions that are previously inaccessible under thermal conditions can be accessed. Significant advances have been realized in this field by employing metal based catalysts² or organic dyes^{3a–d} as photoredox catalysts. However, employing these metal based photoredox catalysts has certain disadvantages: such as; they are expensive, potentially toxic and limited availability.^{3e} Recently, visible light driven photoredox catalysis employing inexpensive chemicals such as combination of triphenylphosphine/sodium iodide and CeCl₃ emerged as a robust alternative to generate radical entities under mild reaction conditions.⁴ This approach replaces metal based photocatalysts by inexpensive catalysts, thus overcoming some of the aforementioned problems.

Phenanthridine, a privileged structural core motif found in natural products.⁵ Many synthetic phenanthridine derivatives show bioactive and pharmaceutical properties, including anti-tumoral, antibacterial, antiviral, cytotoxic, and DNA inhibitory properties.^{6,7} In addition, phenanthridine derivatives reveal significant optoelectronic properties.⁸ Therefore, the development of new and efficient methods for the preparation of

phenanthridine derivatives has gained significant importance in academic research. Recently, a cascade radical pathway involving radical addition to 2-isocyanobiaryls and subsequently intramolecular homolytic aromatic substitution has been developed,⁹ which allows the rapid assembly of a phenanthridine framework with high efficiency. In 2012, Chatani's group disclosed Mn(III)-mediated radical cascade reaction of 2-isocyanobiaryls with boronic acid under thermal conditions.¹⁰ Subsequently, several groups put their efforts for the construction of 6-substituted phenanthridines through the reaction of 2-isocyanobiaryls with corresponding carbon radical precursors, such as simple alkanes,¹¹ alcohols,^{11a} ethers,¹² aldehydes,¹³ 2-bromide ethyl esters,¹⁴ aryl sulfonyl chlorides¹⁵ and 1,3-dicarbonyl compounds.¹⁶ Although these reported methods have their own specific applications, but remains associated with certain disadvantages such as employing metal catalysts, harsh reaction condition and use of stoichiometric amounts of oxidants. Very recently, few groups reported a metal-free approach that utilizes aryl amines,¹⁷ carboxylic acids,¹⁸ hydrazines¹⁹ acyl peroxides,²⁰ as a carbon radical precursor, which appears to be an environmentally benign method for accessing 6-substituted phenanthridines. However, most of acyl peroxides, alkyl amines and hydrazines are commercially unavailable. Thus, further new methodologies are quite desired for the synthesis of 6-substituted phenanthridines.

Recently decarboxylative functionalization of alkyl *N*-hydroxyphthalimide (NHP) esters in carbon–carbon bond formation reactions have gained a significant importance, as they convert widely available and inexpensive chemicals into valuable chemicals and reactive intermediates for synthesis.²¹ Photo decarboxylation of alkyl *N*-hydroxyphthalimide (NHP) esters has been widely used for organic synthesis,²² as the liberation of phthalimide and volatile CO₂ as a by-products indicates a strong driving force for the reaction, forming versatile radical intermediates to build more valuable products. Herein, we report the first PPh₃/NaI driven photocatalyzed

^aDepartment of Organic Synthesis & Process Chemistry, CSIR-Indian Institute of Chemical Technology, Hyderabad 500007, India

^bAcademy of Scientific and Innovative Research (AcSIR), Ghaziabad 201002, India

^cCSIR-Indian Institute of Chemical Technology, Hyderabad 500007, India

^dSchool of Chemistry, Indian Institute of Science Education and Research, Thiruvananthapuram 695551, India. E-mail: reddy@iisertvm.ac.in; reddy.iisc@gmail.com

† Electronic supplementary information (ESI) available. See DOI: 10.1039/d0ra03211e

‡ Equally contributed to this work.

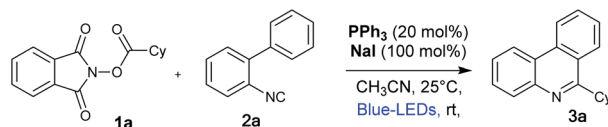


decarboxylative cascade alkylarylation reaction of 2-isocyanobiaryls in the presence of visible light irradiation at room temperature.

Results and discussions

Inspired by the recent work of Shang and Fu (Fig. 1) who developed photocatalytic decarboxylative alkylations mediated by triphenylphosphine/sodium iodide,^{4d} we wondered how these activated carboxylic acids (**1**) would behave under similar reaction conditions (Fig. 1) in presence of 2-isocyanobiaryls (**2**). At first, we chose **1a** and **2a** as model reactants to optimize the reaction conditions for the desired decarboxylative radical cascade alkylarylation using inexpensive PPh₃/NaI as a photocatalyst. To our delight, when a solution of 1.5 equiv. of **1a** with 1.0 equiv. of **2a** in the presence of PPh₃ (20 mol%) and NaI (100 mol%) in acetonitrile was illuminated with a blue LED (455 nm) at 25 °C for 24 h, product **3a** was formed in 84% yield (Fig. 2, entry 1). Replacement of NaI by KI also proceeded smoothly to give product **3a** in 80% yield (Fig. 2, entry 2). The product formation **3a** was slightly decreased upon employing other iodide salts (Fig. 2, entries 3 and 4). Solvents such as dimethylsulfoxide (DMSO) and dimethylformamide (DMF) in place of MeCN afforded **3a** in 65% and 60% yield respectively (Fig. 2, entries 5 and 6). While solvents such as acetone, chloroform (CHCl₃) and EtOAc had a deleterious effect on the reaction outcome (Fig. 2, entries 7–9). When triphenyl phosphine was replaced by other phosphines such as PCy₃ and P(*o*-tol)₃, caused a drastic reduction in the yield of the reaction (Fig. 2, entries 10 and 11). Substitution of PPh₃ by other nitrogen donors such as DMAP, Et₃N observed trace amount of product (Fig. 2, entries 12 and 13). Additionally, control experiments confirmed that a catalytic amount of PPh₃ and continuous blue light irradiation were necessary for the reaction to occur. Not even traces amount of **3a** were observed in the absence of light or the PPh₃ (Fig. 2, entries 15 and 17).

With the optimized reaction conditions in our hand, we survey the scope of the reaction. As shown in Fig. 3, a broad range of alkyl NHP esters (**1**), reacted with 2-isocyanobiphenyl (**2a**) providing the corresponding 6-alkyl phenanthridines in good to moderate yields. Different types of secondary cyclic (**1a–1b**) and acyclic (**1c–1f**) alkyl NHP esters participate in this reaction to provide good yields (**3a–3f**, 67–78%). We were pleased to find that different functional groups such as amide



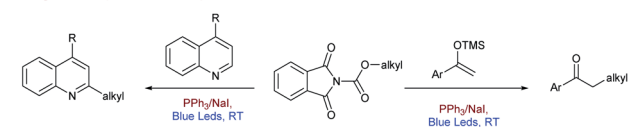
Entry	Deviations from standard reaction conditions	3a (%) ^[a]
1	<i>none</i>	84(78) ^[b]
2	KI instead of NaI	80
3	TBAI instead of NaI	66
4	Lil instead of NaI	38
5	DMSO instead of CH ₃ CN	65
6	DMF instead of CH ₃ CN	60
7	Acetone instead of CH ₃ CN	44
8	CHCl ₃ instead of CH ₃ CN	33
9	EtOAc instead of CH ₃ CN	28
10	P(Cy) ₃ instead of PPh ₃	5
11	P(<i>o</i> -tol) ₃ instead of PPh ₃	2
12	Et ₃ N instead of PPh ₃	4
13	DMAP instead of PPh ₃	3
14	without NaI	18
15	without PPh ₃	0
16	without light NaI and PPh ₃	0
17	without blue light	0

Fig. 2 Optimization of the reaction conditions. **1a** (0.3 mmol), **2a** (0.2 mmol), PPh₃ (20 mol%), NaI (100 mol%), CH₃CN (3 mL) at 25 °C, 455 nm LED for 24 h. ^[a]NMR yields using benzyl alcohol as internal standard. ^[b]Isolated yield.

(**1g**) and ketone (**1h**) can be tolerated in our reaction conditions to produce the corresponding 6-substituted phenanthridines (**3g** and **3h**) in 65% and 68% yield. Tertiary alkyl NHP esters were smoothly converted to 6-alkyl phenanthridines in good yields (**3i–3k**, 70–77%). Primary alkyl NHP-esters containing variety of functional groups readily participated in this reaction and gave corresponding 6-alkyl phenanthridines in good to moderate yields. Primary alkyl NHP-esters derived from isovaleric acid, 4-phenyl buteric acid and 3-bromo-phenyl propionic acid gave the corresponding 6-substituted phenanthridines (**3l–3n**) in moderate yields (60–63%). Terminal alkynes (**1o**) and alkenes (**1p**) are tolerated under these reaction conditions gave the corresponding products **3o** and **3p** in 58% and 56% yield. Also, primary alkyl NHP-esters derived from 2-methoxy acetic acid and 4-oxopentanoic acid were successfully converted to 6-alkyl phenanthridines **3q** and **3r** in moderate yields (57% and 56%).

Next, the scope of 2-isocyanobiaryls was examined. As shown in Fig. 3, first, the electronic variation at the *para* position of the Ar² ring was studied with NHP-esters (**1a** and **1i**). Electron withdrawing groups such as cyano, fluoro, chloro, bromo, trifluoro methyl, trifluoromethoxy groups were all well tolerated, giving 6-substituted phenanthridines (**3s–3x**) in 50–65% yields. Electron donating groups such as *t*butyl, ethyl, methoxy gave the corresponding 6-alkyl substituted phenanthridines (**3y–3aa**) in 72–75% yields. Next *ortho*- and *meta*-substituted 2-isocyanobiphenyls were tested in our reaction conditions. In case of *ortho*-phenyl substituted 2-isocyanobiphenyl gave the corresponding substituted phenanthridines (**3ab**) in 58% yield. In case of *meta*-methyl substituted 2-isocyanobiphenyl gave the corresponding 6-alkyl phenanthridine (**3ac**) as a single regioisomer in 66% yield. In case of *meta–para* substituted 2-

Shang and Fu (Science, 2019)



This Work

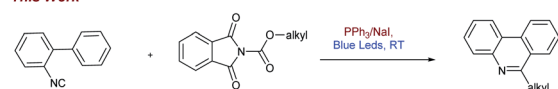


Fig. 1 Decarboxylative alkylations driven by PPh₃/NaI photoredox catalysis.

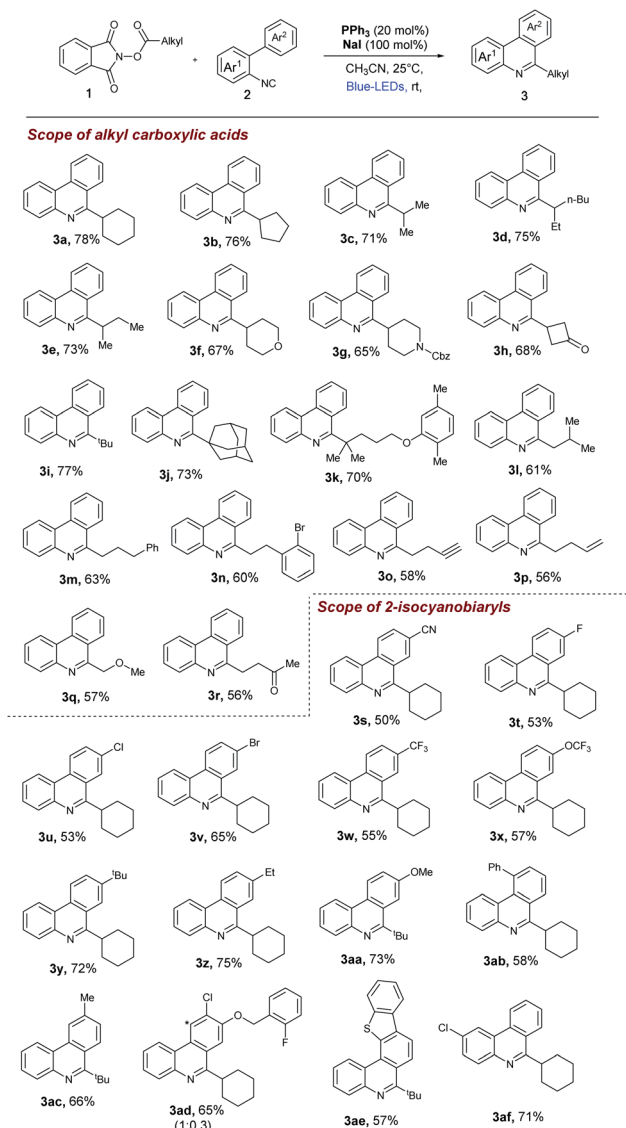
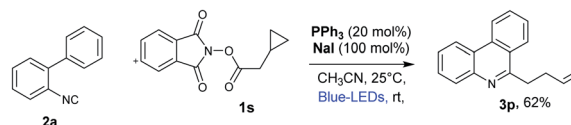


Fig. 3 Decarboxylative cascade alkylarylation reaction of 2-isocyanobiaryls with alkyl NHP-esters. Reaction conditions as given in Fig. 2 (entry 1). Isolated yields, average of at least two independent runs. *regioisomer.

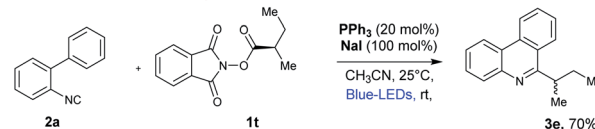
isocyno biphenyl gave the 6-alkyl phenanthridines (**3ad**) as mixture of regio-isomers 65% yield. Dibenzothiofuran and benzyloxy groups can be tolerated in our reaction conditions. In case of 2-isocyno biphenyl containing dibenzothiofuran with alkyl NHP-ester (**1i**) gave the 6-alkyl phenanthridine (**3ae**) in 57% yield. Finally, we tested one example of 2-isocyanobiphenyl (**2a**) by introducing substitution on Ar¹ ring was studied with NHP-esters (**1a**) in our reaction conditions provided 6-alkyl phenanthridine (**3af**) in 71% yield. Further, we have found that Katritzky's *N*-cyclohexylpyridinium salt (**4**) and Togni's reagent (**5**) can be activated by PPh₃/NaI system to deliver **3a** (75% yield) and 6-trifluoromethyl substituted phenanthridine (**3ag**) in good yield (78% yield, see ESI†).

The efficiency of our photocatalytic decarboxylative radical cascade cyclization leads us to conduct some preliminary

■ Radical-clock experiment



■ Racemization of chiral carboxylic acids



■ Plausible reaction mechanism

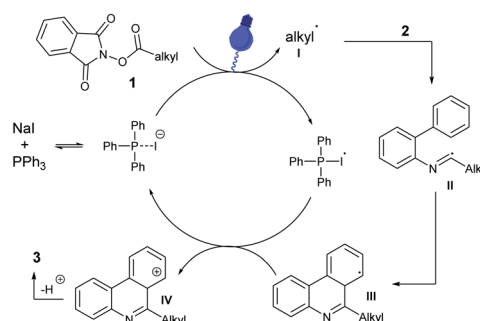


Fig. 4 Preliminary mechanistic investigations; (Upper) radical clock experiment; (Center) racemization of chiral alkyl NHP-ester; (Bottom) plausible reaction mechanism.

mechanistic studies (Fig. 4). As anticipated ON/OFF experiment indicated that our reaction required continuous blue light irradiation to proceed (see ESI†). We currently believe that this decarboxylative cascade cyclization reaction could proceed *via* the generation of alkyl radicals. In a radical clock experiment using alkyl NHP-ester (**1s**) derived from 2-cyclopropylacetic acid under our reaction conditions, the ring-opened product **3p** was isolated (Fig. 4, upper). Moreover, secondary chiral alkyl NHP-ester (**1t**) derived from enantiopure (*S*)-2-methylbutanoic acid provided the racemic 6-alkyl substituted phenanthridines product **3e** (Fig. 4, center).

Based on these experimental observations and the report of Rui Shang and Yao Fu *et al.*^{4d} we propose that the decarboxylative cascade cyclization reaction proceeds *via* formation of charge transfer complex (CTC)²³ (see ESI† for UV-visible absorption spectra) between PPh₃, NaI and NHP-ester (**1a**) (Fig. 4).^{4d} After photo fragmentation of this CTC complex generates key alkyl radical **I** and PPh₃-I[•]. Subsequently, the generated alkyl radical is added to 2-isocyanobiaryl **2**, which produce imine radical **II** that can form intermediate **III** through an intramolecular radical cyclization. Further oxidation of **III** by PPh₃-I[•] ($E_{\text{red}} = 0.69$ vs. SCE)^{4d} produces the corresponding carbocation **IV** and NaI, PPh₃. The carbocation **IV** loses a proton under reaction conditions to provide the desired product **3**.

Conclusions

In summary, we have developed a general strategy for the catalytic, radical decarboxylative cascade alkyl arylation of alkyl

NHP-esters using an inexpensive PPh_3/NaI system as a photocatalyst. This operationally simple protocol allows an efficient synthesis of 6-substituted phenanthridines in moderate to good yields under metal free conditions. Furthermore we showed that in our photocatalytic conditions, different carbon radical precursors can be activated to deliver 6-substituted phenanthridines.

Conflicts of interest

There are no conflicts to declare.

Acknowledgements

V. R. Y. acknowledges SERB, New Delhi, for the financial support of Ramanujan Fellowship (SB/S2/RJN-138/2018). V. R. Y. thanks to Dr Ch. Raji Reddy for his kind support. V. R. Y. thanks to Prof. Burkhard König for providing the blue LED set up. V. R. Y. thank to Dr Prathama S. Mainkar and Dr S. Chandrasekhar (Director, CSIR-IICT) for their kind support and encouragement. CSIR-IICT Communication No. for this manuscript is IICT/Pubs./2020/025.

Notes and references

- 1 For selected reviews on photoredox catalysis, see: (a) L. Marzo, S. K. Pagire, O. Reiser and B. König, *Angew. Chem., Int. Ed.*, 2018, **57**, 10034; *Angew. Chem.*, 2018, **130**, 10188; (b) M. Kärkäs, J. Porco Jr and C. Stephenson, *Chem. Rev.*, 2016, **116**, 9683; (c) N. A. Romero and D. A. Nicewicz, *Chem. Rev.*, 2016, **116**, 10075; (d) K. Skubi, T. Blum and T. Yoon, *Chem. Rev.*, 2016, **116**, 10035; (e) M. H. Shaw, J. Twilton and D. W. C. MacMillan, *J. Org. Chem.*, 2016, **81**, 6898; (f) J. Twilton, C. C. Le, P. Zhang, M. H. Shaw, R. W. Evans and D. W. C. MacMillan, *Nat. Rev. Chem.*, 2017, **1**, 52; (g) Y. Xi, H. Yi and A. Lei, *Org. Biomol. Chem.*, 2013, **11**, 2387.
- 2 For selected examples of Ir and Ru based photocatalysts see: (a) Z. Zuo, D. Ahneman, L. Chu, J. Terrett, A. Doyle and D. W. C. MacMillan, *Science*, 2014, **345**, 437; (b) A. Musacchio, L. Nguyen, G. Beard and R. Knowles, *J. Am. Chem. Soc.*, 2014, **136**, 12217; (c) J. Jeffrey, J. Terrett and D. W. C. MacMillan, *Science*, 2015, **349**, 1532; (d) J. Chu and T. Rovis, *Nature*, 2016, **539**, 272; (e) For other metals like Cu, Zn, Ni, Cr, Co and Fe based photocatalysts see recent review; B. M. Hockin, C. Li, N. Robertson and E. Zysman-Colman, *Catal. Sci. Technol.*, 2019, **9**, 889.
- 3 (a) D. A. Nicewicz and T. M. Nguyen, *ACS Catal.*, 2014, **4**, 355; (b) N. A. Romero and D. A. Nicewicz, *Chem. Rev.*, 2016, **116**, 10075; (c) D. P. Hari and B. König, *Chem. Commun.*, 2014, **50**, 6688; (d) M. K. Bogdos, E. Pinard and J. A. Murphy, *Beilstein J. Org. Chem.*, 2018, **14**, 2035; (e) M. Neumann, S. Földner, B. König and K. Zeitler, *Angew. Chem., Int. Ed.*, 2011, **50**, 951; *Angew. Chem.*, 2011, **123**, 981.
- 4 (a) A. Hu, J.-J. Guo, H. Pan, H. Tang, Z. Gao and Z. Zuo, *J. Am. Chem. Soc.*, 2018, **140**, 1612; (b) A. Hu, J.-J. Guo, H. Pan and Z. Zuo, *Science*, 2018, **361**, 668; (c) A. Hu, Y. Chen, J.-J. Guo, N. Yu, Q. An and Z. Zuo, *J. Am. Chem. Soc.*, 2018, **140**, 13580; (d) M.-C. Fu, R. Shang, B. Zhao, B. Wang and Y. Fu, *Science*, 2019, **363**, 1429; (e) A. Hossain, A. Vidyasagar, C. Eichinger, C. Lankes, J. Phan, J. Rehbein and O. Reiser, *Angew. Chem., Int. Ed.*, 2018, **57**, 8288; *Angew. Chem.*, 2018, **130**, 8420; (f) V. R. Yatham, P. Bellotti and B. König, *Chem. Commun.*, 2019, **55**, 3489; (g) J. Schwarz and B. König, *Chem. Commun.*, 2019, **55**, 486; (h) K. Zhang, L. Chang, Q. An, X. Wang and Z. Zuo, *J. Am. Chem. Soc.*, 2019, **141**, 10556; (i) Y. Li, K. Zhou, Z. Wen, S. Cao, X. Shen, M. Lei and L. Gong, *J. Am. Chem. Soc.*, 2019, **141**, 10556; (j) H. Yin, P. J. Carroll, J. M. Anna and E. J. Schelter, *J. Am. Chem. Soc.*, 2015, **137**, 9234; (k) Y. Qiao and E. J. Schelter, *Acc. Chem. Res.*, 2018, **51**, 2926; (l) While this manuscript was under preparation, R. Shang, Y. Fu *et al.* reported a related methodology using PPh_3/NaI as a photoredox catalyst: Y.-T. Wang, M.-C. Fu, B. Zhao, R. Shang and Y. Fu, *Chem. Commun.*, 2020, **56**, 2495.
- 5 (a) M. Suffnes and G. A. Cordell, *The Alkaloids*, Academic, New York, 1985, vol. 25, p. 178; (b) T. Nakanishi, M. Suzuki, A. Saimoto and T. J. Kabasawa, *Nat. Prod.*, 1999, **62**, 864; (c) T. Ishikawa, *Med. Res. Rev.*, 2001, **21**, 61; (d) J. Hu, X. Shi, J. Chen, X. Mao, L. Zhu, L. Yu and J. Shi, *Food Chem.*, 2014, **148**, 437.
- 6 (a) S. Simeon, J. L. Rios and A. Villar, *Pharmazie*, 1989, **44**, 593; (b) S. D. Phillips and R. N. Castle, *J. Heterocycl. Chem.*, 1981, **18**, 223.
- 7 (a) O. B. Abdel-Halim, T. Morikawa, S. Ando, H. Matsuda and M. Yoshikawa, *J. Nat. Prod.*, 2004, **67**, 1119; (b) L. Sripada, J. A. Teske and A. Deiters, *Org. Biomol. Chem.*, 2008, **6**, 263.
- 8 (a) J. Zhang and J. R. Lakowicz, *J. Phys. Chem. B*, 2005, **109**, 8701; (b) N. Stevens, N. O'Connor, H. Vishwasrao, D. Samaroo, E. R. Kandel, D. L. Akins, C. M. Drain and N. J. Turro, *J. Am. Chem. Soc.*, 2008, **130**, 7182.
- 9 Early examples of radical chemistry with isonitriles see; (a) D. P. Curran and H. Liu, *J. Am. Chem. Soc.*, 1992, **114**, 5863; (b) D. P. Curran, S.-B. Ko and H. Josien, *Angew. Chem., Int. Ed. Engl.*, 1995, **34**, 2683; *Angew. Chem.*, 2012, **107**, 2948; (c) D. Nanni, P. Pareschi, C. Rizzoli, P. Sgarabotto and T. Tundo, *Tetrahedron*, 1995, **51**, 9045; (d) B. Janza and A. Studer, *Org. Lett.*, 2006, **8**, 1875 For a recent review on radical addition to biphenyl isonitrile see; (e) B. Zhang and A. Studer, *Chem. Soc. Rev.*, 2015, **44**, 3505.
- 10 M. Tobisu, K. Koh, T. Furukawa and N. Chatani, *Angew. Chem., Int. Ed.*, 2012, **51**, 11363; *Angew. Chem.*, 2012, **124**, 11525.
- 11 (a) Z. J. Li, F. H. Fan, J. Yang and Z. Q. Liu, *Org. Lett.*, 2014, **16**, 3396; (b) W. X. Sha, J. T. Yu, Y. Jiang, H. T. Yang and J. Cheng, *Chem. Commun.*, 2014, **50**, 9179; (c) Z. Q. Zhu, T. T. Wang, P. Bai and Z. Z. Huang, *Org. Biomol. Chem.*, 2014, **12**, 5839.
- 12 (a) J. J. Cao, T. H. Zhu, S. Y. Wang, Z. Y. Gu, X. Wang and X. S. J. Ji, *Chem. Commun.*, 2014, **50**, 6439; (b) L. Wang, W. Sha, Q. Dai, X. Feng, W. Wu, H. Peng, B. Chen and J. Cheng, *Org. Lett.*, 2014, **16**, 2088.
- 13 D. Leifert, C. G. Daniliuc and A. Studer, *Org. Lett.*, 2013, **15**, 6286.

- 14 H. Jiang, Y. Cheng, R. Wang, M. Zheng, Y. Zhang and S. Yu, *Angew. Chem., Int. Ed.*, 2013, **52**, 13289; *Angew. Chem.*, 2013, **125**, 13531.
- 15 L. Gu, C. Jin, J. Liu, H. Ding and B. Fan, *Chem. Commun.*, 2014, **50**, 4643.
- 16 J. J. Cao, X. Wang, S. Y. Wang and S. J. Ji, *Chem. Commun.*, 2014, **50**, 12892.
- 17 Z. H. Xia, J. B. Huang, Y. M. He, J. J. Zhao, J. Lei and Q. Zhu, *Org. Lett.*, 2014, **16**, 2546.
- 18 L. S. Lu, G. Yaling Gong and Z. Demin, *J. Org. Chem.*, 2015, **80**, 9336.
- 19 T. B. Xiao, L. Y. Li, G. L. Lin, Q. L. Wang, P. Zhang, Z. W. Mao and L. Zhou, *Green Chem.*, 2014, **16**, 2418.
- 20 P. Changduo, Z. Honglin, H. Jie, C. Yixiang and Z. Chengjian, *Chem. Commun.*, 2015, **51**, 3786.
- 21 For a recent review on applications of NHP-esters in organic synthesis see: S. Murarka, *Adv. Synth. Catal.*, 2018, **360**, 1735.
- 22 For applications of NHP-esters in photo induced reactions see: (a) K. Okada, K. Okamoto, N. Morita, K. Okubo and M. Oda, *J. Am. Chem. Soc.*, 1991, **113**, 9401; (b) G. L. Lackner, K. W. Quasdorf and L. E. Overman, *J. Am. Chem. Soc.*, 2013, **135**, 15342; (c) C. Hu and Y. Chen, *Org. Chem. Front.*, 2015, **2**, 1352; (d) L. Candish, M. Teders and F. Glorius, *J. Am. Chem. Soc.*, 2017, **139**, 7440; (e) A. Fawcett, J. Pradeilles, Y. Wang, T. Mutsuga, E. L. Myers and V. K. Aggarwal, *Science*, 2017, **357**, 283.
- 23 (a) Y. Cheng, C. Mück-Lichtenfeld and A. Studer, *J. Am. Chem. Soc.*, 2018, **140**, 6221; (b) L. Candish, M. Teders and F. Glorius, *J. Am. Chem. Soc.*, 2017, **139**, 7440.