





# BMJ Open Identifying children with medical complexity in administrative datasets in a Canadian context: study protocol

Holly McCulloch <sup>1</sup>, Sydney Breneol <sup>2</sup>, Samuel A Stewart,<sup>3</sup> Sandra Magalhaes,<sup>4</sup> Mari Somerville <sup>2</sup>, Jordan Sheriko,<sup>5</sup> Shauna Best,<sup>1</sup> Stacy Burgess,<sup>1</sup> Elizabeth Jeffers,<sup>6</sup> Mary-Ann Standing,<sup>7</sup> Sarah King,<sup>1</sup> Julie Clegg,<sup>1</sup> Janet A Curran <sup>2,5</sup>

**To cite:** McCulloch H, Breneol S, Stewart SA, *et al*. Identifying children with medical complexity in administrative datasets in a Canadian context: study protocol. *BMJ Open* 2022;**12**:e057843. doi:10.1136/bmjopen-2021-057843

► Prepublication history for this paper is available online. To view these files, please visit the journal online (<http://dx.doi.org/10.1136/bmjopen-2021-057843>).

Received 04 October 2021  
Accepted 28 February 2022

## ABSTRACT

**Introduction** Children with medical complexity and their families are an important population of interest within the Canadian healthcare system. Despite representing less than 1% of the paediatric population, children with medical complexity require extensive care and account for one third of paediatric healthcare expenditures. Opportunities to conduct research to assess disparities in care and appropriate allocation of health resources relies on the ability to accurately identify this heterogeneous group of children. This study aims to better understand the population of children with medical complexity in the Canadian Maritimes, including Nova Scotia (NS), New Brunswick (NB) and Prince Edward Island (PEI). This will be achieved through three objectives: (1) Evaluate the performance of three algorithms to identify children with medical complexity in the Canadian Maritimes in administrative data; then using the ‘best fit’ algorithm (2) Estimate the prevalence of children with medical complexity in the Canadian Maritimes from 2003 to 2017 and (3) Describe patterns of healthcare utilisation for this cohort of children across the Canadian Maritimes.

**Methods and analysis** The research will be conducted in three phases. In Phase 1, an expert panel will codevelop a gold-standard definition of paediatric medical complexity relevant to the Canadian Maritime population. A two-gate validation process will then be conducted using NS data and the gold-standard definition to determine the ‘best fit’ algorithm. During phase 2 the ‘best fit’ algorithm will be applied to estimate the prevalence of children with medical complexity in NS, NB and PEI. Finally, in phase 3 will describe patterns of healthcare utilisation across the Canadian Maritimes.

**Ethics and dissemination** Ethics approval for this protocol was granted by the institutional research ethics board at the IWK Health Centre (REB # 1026245). A waiver of consent was approved. This study will use an integrated knowledge translation approach, where end users are involved in each stage of the project, which could increase uptake of the research into policy and practice. The findings of this research study will be submitted for publication and dissemination through conference presentations and with our end users.

## Strengths and limitations of this study

- Clinical experts and families with lived experience will develop and operationalise a gold-standard definition for children with medical complexity in the Maritimes.
- Multiple methods will be employed to validate the ‘best fit’ algorithm.
- Certain clinical variables relevant to describing children with medical complexity may not be available within health administrative data.
- Health administrative data is limited by type of provider/service and reporting and extraction practices.

## INTRODUCTION

Since 2010, children with medical complexity have gained increasing attention as an important population in critical need of practice and policy reform within the Canadian healthcare system.<sup>1 2</sup> Medical complexity is generally characterised as having one or more complex chronic condition(s) associated with significant functional limitations, high health resource use and family-identified needs.<sup>1 3</sup> One seminal Canadian study conducted nearly 10 years ago, suggested that despite representing less than 1% of the paediatric population in Ontario, children with medical complexity account for one third of paediatric healthcare expenditures.<sup>1</sup> Adding to the findings stemming from this study, a recent publication from The Canadian Institute for Health Information (CIHI) reported that in 2015–2016 there were 948 per 100 000 children and youth with medical complexity.<sup>4</sup> Recent findings from the United States also suggest that the prevalence of children living with medical complexity is increasing,<sup>5 6</sup> likely due to the increased survival rates of a variety of life-limiting and life-threatening conditions.<sup>3</sup> Information regarding children with medical complexity has been primarily



© Author(s) (or their employer(s)) 2022. Re-use permitted under CC BY-NC. No commercial re-use. See rights and permissions. Published by BMJ.

For numbered affiliations see end of article.

### Correspondence to

Dr Janet A Curran;  
[jacurran@dal.ca](mailto:jacurran@dal.ca)

derived using reports from the United States with only a few seminal reports stemming from Canadian-based data.<sup>4,7</sup> However, due to important population differences, it is critical to understand this vulnerable population in the Canadian context to assist in mapping health outcomes and healthcare utilisation for this vulnerable population. Doing so may ensure that more relevant, needs based and sustainable models of service delivery are developed to optimise quality health experiences and outcomes for children and their families.

Caregivers of children with medical complexity carry a tremendous amount of responsibility, stress and financial burden to attend to their intensive care needs.<sup>7,8</sup> Opportunities to assess disparities in care, and appropriately allocate health resources to better serve children with medical complexity, are dependent on being able to accurately identify them.<sup>1</sup> A standard definition of children with medical complexity does not currently exist in Canada and determining a classification system for these children is a necessary first step to optimise health service delivery for this vulnerable group of children. Given the heterogeneity of this group, with variation in the severity and combination of comorbid chronic conditions, there are unique challenges when attempting to identify a cohort at a population level.<sup>1</sup> Identification begins with selecting a method to classify and characterise children with medical complexity.

The Canadian Maritimes is a unique paediatric care setting composed of three provinces: Nova Scotia (NS), New Brunswick (NB), and Prince-Edward-Island (PEI). The only paediatric tertiary care facility in the Maritimes is in NS, which results in families crossing provincial jurisdictions for specialty care. This adds a layer of contextual difference that may intersect with and/or contribute to medical complexity and healthcare utilisation in the Maritimes.

### Health administrative data algorithms

Three methods commonly used with health administrative data in the study of children with medical complexity include: (1) Cohen *et al*'s<sup>3</sup> list of complex chronic conditions, technological assistance and neurological impairment; (2) Simon *et al*'s<sup>9</sup> Paediatric Medical Complexity Algorithm (PMCA) and (3) Feudtner *et al*'s<sup>10</sup> complex chronic conditions classification system. Cohen *et al*'s algorithm was developed in Ontario using hospital discharge data but has not yet been validated. Algorithms developed by Simon *et al*<sup>9</sup> and Feudtner *et al*<sup>10</sup> have not undergone validation in Canadian health data.

#### Algorithm 1

Cohen *et al*<sup>3</sup> operationalised a definitional framework in an Ontario administrative dataset by using sets of ICD-10-CA codes relevant to complex chronic conditions, neurological impairment and technological assistance. This definitional framework aligns with the work of other experts conducting research on this population outside of Canada.<sup>5,11,12</sup> However, the sensitivity and specificity

of the lists of Canadian Classification of Procedures and Interventions for identifying children with medical complexity in Canada has not yet been reported.

#### Algorithm 2

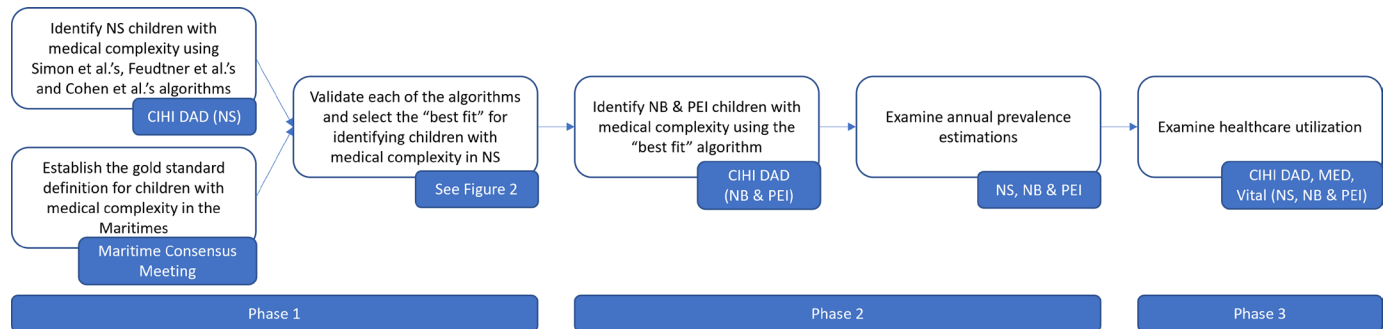
Simon *et al*<sup>13</sup> used the Chronic Disability Payment System as a guide to develop the PMCA at the Seattle Children's Hospital in Washington State. The authors employed a systematic process beginning with the development of consensus definitions for three levels of medical complexity (complex chronic, noncomplex chronic and no chronic conditions). They classified children with medical complexity as those who fit their definition for having a complex chronic condition. They proceeded by selecting and modifying an existing algorithm to conform to the consensus definitions, and selected a gold-standard paediatric population through medical chart review to evaluate the sensitivity and specificity of the algorithm.<sup>13</sup> The PMCA had high sensitivity and specificity (complex chronic: 86% sensitivity, 86% specificity; non-complex chronic: 65% sensitivity, 84% specificity; children without complex chronic: 77% sensitivity and 93% specificity) for identifying children with medical complexity and was subsequently updated and validated for International Classification of Diseases, Tenth Revision, Clinical Modifications (ICD-10-CM) codes in 2018.<sup>9</sup> This algorithm has a least and more conservative version depending on the type of data available to researchers. The least conservative version was shown to perform better in hospital discharge data and the most conservative version was shown to perform better in claims and billing data.<sup>13</sup>

#### Algorithm 3

Feudtner *et al*<sup>14</sup> followed a similar approach as Simon *et al*<sup>9</sup> in Washington State, creating a working definition of complex chronic conditions and subsequently operationalised the definition using clinical knowledge and existing literature. This resulted in a list of conditions and their corresponding ICD-9-CM codes that are highly sensitive (87%) for identifying children with complex chronic conditions. The algorithm was updated in 2014 and the ICD codes were translated into the 10th edition (ICD-10-CM), including both diagnostic and procedural codes indicative of technology dependence or organ transplantation.<sup>10</sup> Lindley *et al* have evaluated the predictive ability of the original and modified versions and determined that the modified version, which will be used in this study, better operationalises medical complexity.<sup>15</sup>

### Aims and objectives

The aim of this study is to better understand the Canadian Maritime's population of children with medical complexity. The ability to accurately identify children with medical complexity is necessary to conduct research that may inform the design and implementation of successful population-level policies and interventions. This study will be conducted in the Canadian Maritime provinces: NS, NB, and PEI. This study will: (1) evaluate



**Figure 1** Outline of project methods. CIHI DAD, Canadian Institute for Health Information Discharge Abstract Databases; MED, Physician Billing Database; NB, New Brunswick; NS, Nova Scotia; PEI, Prince Edward Island.

the performance of three administrative data algorithms to identify children with medical complexity; then use the ‘best fit’ algorithm to (2) estimate the prevalence; and (3) describe patterns of healthcare utilisation for this cohort of children from 2003 to 2017.

## METHODS AND ANALYSIS

### Data sources

The study cohorts will be constructed using the CIHI Discharge Abstract Databases (CIHI DAD) from NS and the prevalence and healthcare utilisation estimates will use the CIHI DAD, Vital Statistics (VITAL), Insured Patient Registry (MASTER), and Physician Billing Databases (MED) from each province. The administrative datasets for NS, NB and PEI are housed by their respective data repository organisations: Health Data Nova Scotia (HDNS), NB Institute for Research Data and Training (NB-IRDT), and Secure Island Data Repository (SIDR).

### Study design

This study will be conducted in three phases to identify children with medical complexity in the Canadian Maritimes and their healthcare utilisation over a 15-year period (figure 1).

In phase 1, the ‘best fit’ algorithm for identifying children with medical complexity in the Maritimes will be selected using sensitivity and specificity. Using NS administrative data, a cohort will be established for each of the three algorithms. A gold-standard definition will be developed for children with medical complexity in the Maritime provinces through an expert consensus meeting. Through the consensus process, this definition will subsequently be translated into a chart audit tool. The ‘best fit’ algorithm will be selected using a two-gate case-control study design.

In phase 2, the prevalence of children with medical complexity in the Maritime provinces will be estimated. This will be done in all three Maritime provinces using NS, NB and PEI administrative data cohorts identified by the previously selected ‘best fit’ algorithm.

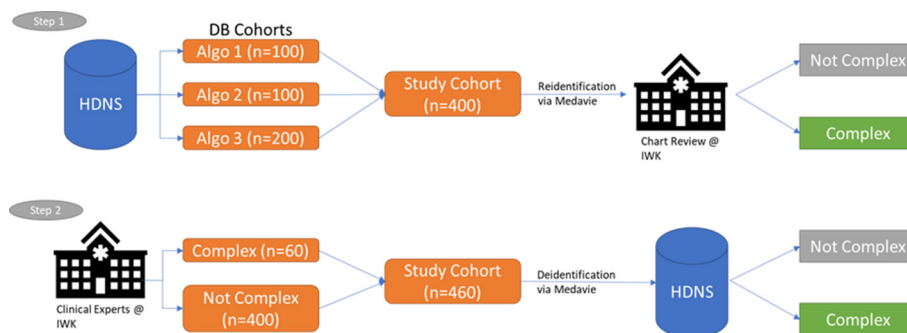
In phase 3, patterns of healthcare utilisation of children with medical complexity across the Maritime provinces will be described.

### Phase 1: identify the ‘best fit’ algorithm for identifying children with medical complexity in the Maritimes

#### Developing a gold-standard definition

A multidisciplinary expert consensus meeting will be convened to co-develop a gold-standard definition of children with medical complexity relevant to the Canadian Maritimes. The consensus meeting will involve relevant stakeholders, including a minimum of two clinicians, two researchers and a parent from each of the three Maritime provinces. Parent participants will be invited to attend a pre-meeting virtual session to introduce them to the consensus meeting agenda and provide them with an opportunity to ask questions related to the project. A parent partner and research coordinator will facilitate the pre-meeting session. An infographic will be developed and distributed prior to the consensus meeting to introduce participants to existing frameworks and literature that will help guide the conceptualisation of medical complexity, functional limitations, and other related concepts. Outputs from relevant exploratory work conducted by members of the research team will be presented during the first session of the consensus meeting.<sup>16</sup> Parent and clinician experts will participate in structured breakout sessions to examine all meeting materials in the context of their clinical or lived experience. Sessions will be audio-recorded, and a note-taker will track participation. After the breakout sessions are complete, a consensus based decision-making process will be used where participants work together through discussion to reach agreement on the elements of a clinically meaningful gold-standard definition for this paediatric population in the Maritimes.<sup>17</sup> The definition will be circulated to the expert stakeholder group after the meeting for their review and comments and will be edited through email.

To operationalise the definition, a subgroup of clinicians with expertise working with this patient population will use the gold-standard definition to develop a list of clinical variables that will form the basis of a medical chart extraction tool. The expert group will complete this task over a series of meetings, and the final tool will be reviewed by clinicians from both NB and PEI. A coding manual will be developed to accompany the medical chart extraction tool.



**Figure 2** Identification of a gold-standard sample of cases with medical complexity (complex) and controls (not complex). DB, database; HDNS, Health Data Nova Scotia.

### Establishing an NS administrative data cohort

The algorithm validation process will be undertaken using administrative data from the NS provincial data repository organisation, HDNS. Children living in NS with medical complexity will be identified and classified with specific ICD-10-CA codes defined within each of the three respective algorithms, resulting in a distinct cohort being derived from each algorithm. Due to the uncertainty of how the Simon *et al* algorithm will perform using Canadian health administrative data, both the least and more conservative versions will be used. All children aged 0–18 years of age who have a discharge record in NS CIHI DAD from 2003 to 2017 will be eligible for inclusion.

### Examining the ‘best fit’

Given the prevalence of children with medical complexity is rare, a two-gate case-control study design will be used to validate the algorithms (figure 2).<sup>18</sup> This will be done in two steps. First, a stratified random sample of 100 children will be selected from each of the cohorts derived by the algorithms to participate in a chart audit.<sup>19</sup> The chart audit will be conducted by nurses trained in abstracting records of children with medical complexity using the medical chart extraction tool developed by the expert panel. The audit will begin with all abstractors independently extracting the same five charts to calibrate coding. Results will be compared, and the inter-rater reliability will be estimated using a kappa score. If the kappa score is low and there are many discrepancies, the chart audit tool will be refined, and further training provided to the abstractors. An additional five charts will then be extracted and compared. This process will be repeated until the chart extraction is determined to be reliable. A total of 30% of the records in each cohort will be independently abstracted by a second reviewer.

In the second step, two clinically derived groups of children (complex and not complex) will be established by healthcare providers from across NS to contribute to the validation procedure. Healthcare providers who contribute to this process will be from varying specialties and settings (ie, primary and tertiary care) and provide direct patient care or care coordination activities to children with medical complexity and their families. Sixty children with medical complexity will be identified from

relevant clinical areas that fit within the study’s gold-standard definition. Additionally, a cohort of 400 controls who are children without medical complexity, according to the study’s gold standard definition will be identified. All clinical experts participating in this step will undergo training prior to identifying patients for inclusion to ensure they understand the gold-standard definition and the clinical variables that informed the development of the medical chart audit tool.

### Sample size and data analysis

There are approximately 3200 Nova Scotian children discharged each year from the paediatric tertiary care facility in the Maritimes. Cohen *et al* has estimated a 0.67% prevalence of children with medical complexity, therefore, we estimated approximately 21 Nova Scotian children with medical complexity are discharged yearly.<sup>3</sup> However, local expert clinicians estimated that there are closer to 50 Nova Scotian children discharged each year with medical complexity. To ensure a large enough cohort to power a regression analysis, prevalence will be examined over a 15-year period.

The validation of the algorithms will occur in three parts (figure 3). The algorithm-identified cohorts from step 1 will be evaluated using positive predictive values, to determine what percentage of the algorithm-identified patients truly qualified as medically complex. The gold-standard sample from step 2 will be evaluated using sensitivity and specificity, to evaluate how well the algorithms can identify both complex and not complex patients. Finally, the two samples will be combined into a single analysis. All statistics will be estimated with 95% CIs, and F-statistics will be used to investigate the trade-offs between sensitivity and specificity.<sup>20</sup> As medical complexity is by definition a rare occurrence, particular attention will be paid to the specificity, in order to ensure that the algorithm is not overwhelming the final cohort with false positives.

### Phase 2: prevalence of children with medical complexity in all three Maritime provinces

The algorithm identified as the ‘best fit’ in phase 1, based on NS data, will be applied to NB’s and PEI’s CIHI DAD through NB-IRDT and SIDR respectively, to identify the cohort of children with medical complexity using the same

		IWK		
		Complex	Not Complex	PPV
Step 1				
Algo 1	Complex (n=100)	Y	Z	Y/(Y+Z)
Algo 2	Complex (n=100)	Y	Z	Y/(Y+Z)
Algo 3a	Complex (n=100)	Y	Z	Y/(Y+Z)
Algo 3b	Complex (n=100)	Y	Z	Y/(Y+Z)

	Algo 1		Algo 2		Algo 3a		Algo 3b	
	Complex	Not Complex	Complex	Not Complex	Complex	Not Complex	Complex	Not Complex
Complex (n=60)	A	B	A	B	A	B	A	B
Not Complex (n=400)	C	D	C	D	C	D	C	D

	Algo 1		Algo 2		Algo 3a		Algo 3b	
	Complex	Not Complex	Complex	Not Complex	Complex	Not Complex	Complex	Not Complex
Complex	A+Y	B	A+Y	B	A+Y	B	A+Y	B
Not Complex	C+Z	D	C+Z	D	C+Z	D	C+Z	D

**Figure 3** Analysis of gold-standard sample of cases with medical complexity (complex) and controls (not complex). PPV, positive predictive values.

eligibility parameters as NS. Statistical code to generate the cohorts developed in NS during the validation step, will be used, with minor modification as needed.

Prevalence of medical complexity will be calculated using DAD during the years 2003–2017 in each Maritime province. Individual level data will use encrypted health card numbers and birthdate in month/year as unique identifiers to link each child's data across datasets and over time.

#### Sample size and data analysis

To estimate the annual prevalence, and corresponding 95% CIs, of children with medical complexity per 100 000 paediatric population in the Maritime provinces during the study period, the number of children identified by the selected algorithm will be divided by the total number of children ( $\leq 18$  years) in the 2016 paediatric population for each province. Prevalence estimates will be stratified based on relevant variables (eg, age, sex).

#### Phase 3: patterns of healthcare utilisation

Patterns of healthcare utilisation including hospital admissions, outpatient visits and same-day surgeries during the years 2003–2017, or up to 18 years of age will be described in each Maritime province. Individual level data will use encrypted health card numbers and birthdate in month/year as unique identifiers to link each child's data across datasets and over time.

#### Sample size and data analysis

Annual rates, and their corresponding 95% CIs, will be estimated for several types of healthcare utilisation. Specifically, data availability allows describing rates of

acute hospitalisations, unplanned readmissions, day surgeries, hospital-based outpatient visits, community-based primary care visits and specialty care visits. Health-care utilisation follow-up will begin at the index date. The index date will be defined as the first discharge date with a complex chronic condition, by the 'best fit' algorithm. Children will be censored at the end of the study period or sooner if they die or turn 18 before 2017. The numerator will be the total number of annual records for each child in the cohort. Each child will contribute 1 year of person-time to the denominator for every year they are alive and living in the province. Results from each province will be described separately by summarising findings and comparing healthcare utilisation across provinces.

This project is currently in phase one in the process of identifying the 'best fit' algorithm using the two-gate case-control study. The project is anticipated to be completed by December 2022.

#### Patient and Public Involvement

This study will use an integrated knowledge translation (iKT) approach, where end users are involved in each stage of the project.<sup>21</sup> The team of researchers, clinicians, administrators and patient partners will work together throughout the research process to develop outputs that are relevant to knowledge user needs, including development of the research objectives and methods. Opportunities will be created to engage additional parents, clinicians, and administrators to inform different stages of the work as the project unfolds. The proposed iKT method was chosen to increase uptake of the research into policy and practice.<sup>22</sup>



## ETHICS AND DISSEMINATION

Ethical approval was received from the primary research institution in NS (IWK Health Centre; REB#: 1026245). A waiver of consent has been granted by the research ethics board, and therefore, informed participant consent is not required for this study. Ethical approval will be obtained at the appropriate institutions in NB and PEI before data abstraction commences in these provinces.

This study will use an iKT approach, where end users are involved in each stage of the project, which could increase uptake of the research into policy and practice. The findings of this research study will be submitted for publication and dissemination through conference presentations and with our end users.

## DISCUSSION

To our knowledge, this will be the first time the performance of these three algorithms will be evaluated using Canadian health administrative data. While the recent CIHI report identified children with medical complexity across Canada to provide population-level prevalence rates and an overview of their healthcare utilisation, this study will add to the existing knowledge by including a longer to identify any potential trends.<sup>4</sup>

Findings from this work may contribute to a priority task, identified by Children's Healthcare Canada, for a national effort to support system change for children with medical complexity.<sup>7</sup> The opportunity to comprehensively identify a 'best fit' algorithm, that is able to describe children with medical complexity, addresses a significant gap in health research and is essential for better management and improvement of health outcomes. The methods developed (eg, two-gate validation procedure, chart audit tool) may be useful to other jurisdictions across Canada wishing to validate algorithms specifically for their region. Further, identifying a 'best fit' algorithm to describe children with medical complexity may allow us to characterise population-level prevalence and identify patterns in health service utilisation, as well as identify gaps in service, for this vulnerable population. The formation of this cohort may act as a starting point to conduct future population-based research that can contribute evidence to support health system planning and policy-making and help improve health outcomes. Key stakeholders are being involved throughout this project to help ensure research findings related to service and resource gaps are translated to health system and policy change.

## Limitations and mitigating strategies

The team has reflected on potential challenges in the conduct of the study and have planned strategies accordingly to mitigate these difficulties should they arise. A challenge lies in the lack of consensus about how to operationalise a gold-standard definition of children with medical complexity. The plan to convene an expert panel and employ multiple methods of algorithm validation was chosen to address this limitation. Simon *et*

*al's*<sup>13</sup> and Feudtner *et al's*<sup>10</sup> administrative data algorithms were developed and validated using ICD-CM codes, while Canada uses the ICD-CA iteration of the global ICD codes. The differences between these iterations are expected to be negligible as they relate to administrative needs, not the medical diagnoses. Additional limitations concerning the use of health data are the availability and accuracy of important variables of interest. For example, the order that diagnoses are coded (eg, primary diagnosis, secondary diagnoses) is not always consistent. To help mitigate this, all diagnoses from a patient encounter coded in the CIHI DAD will be included. Finally, estimating healthcare utilisation using health administrative data has limitations as not all services are reflected in existing databases. The team of patient partners, researchers, clinicians and administrators recognise the importance of capturing alternative or relevant non-health service utilisation (eg, massage therapy, informal respite care) and indirect costs for families (eg, travel, lost time at work). The use of additional administrative data from other sources is being explored as well as qualitative interviews with patients, families and providers in a future study.

### Author affiliations

<sup>1</sup>Children's Health Program, IWK Health Centre, Halifax, Nova Scotia, Canada

<sup>2</sup>School of Nursing, Dalhousie University, Halifax, Nova Scotia, Canada

<sup>3</sup>Faculty of Medicine, Dalhousie University, Halifax, Nova Scotia, Canada

<sup>4</sup>NB Institute for Research, Data and Training, University of New Brunswick, Fredericton, New Brunswick, Canada

<sup>5</sup>Pediatrics, IWK Health Centre, Halifax, Nova Scotia, Canada

<sup>6</sup>Maritime SPOR SUPPORT Unit, Halifax, Nova Scotia, Canada

<sup>7</sup>Centre for Health and Community Research, University of Prince Edward Island, Charlottetown, Prince Edward Island, Canada

**Twitter** Mari Somerville @MariSomerville

**Contributors** JAC conceived of and designed the study, secured funding for the project, drafted the study protocol. SBe, SAS and SM contributed to the study design and the draft of the protocol. MS, JS, SBe, SBU, EJ, M-AS, SK contributed to the study protocol. JAC is the parent knowledge user on this project and has provided guidance during all phases. HM prepared this manuscript from the study protocol. All authors critically appraised the intellectual content of the manuscript and provided input and revisions. All authors read and approved the final manuscript.

**Funding** This study was funded by the Canadian Institutes of Health Research, Project Grant (application #452905).

**Competing interests** None declared.

**Patient and public involvement** Patients and/or the public were involved in the design, or conduct, or reporting, or dissemination plans of this research. Refer to the Methods section for further details.

**Patient consent for publication** Not applicable.

**Provenance and peer review** Not commissioned; externally peer reviewed.

**Open access** This is an open access article distributed in accordance with the Creative Commons Attribution Non Commercial (CC BY-NC 4.0) license, which permits others to distribute, remix, adapt, build upon this work non-commercially, and license their derivative works on different terms, provided the original work is properly cited, appropriate credit is given, any changes made indicated, and the use is non-commercial. See: <http://creativecommons.org/licenses/by-nc/4.0/>.

### ORCID iDs

Holly McCulloch <http://orcid.org/0000-0002-5793-5531>

Sydney Breneol <http://orcid.org/0000-0001-6709-2577>

Mari Somerville <http://orcid.org/0000-0002-4699-7278>

## REFERENCES

- 1 Berry JG, Hall M, Cohen E, *et al.* Ways to identify children with medical complexity and the importance of why. *J Pediatr* 2015;167:229–37.
- 2 Cohen E, Berry JG, Sanders L, *et al.* Status Complexicus? the emergence of pediatric complex care. *Pediatrics* 2018;141:S202–11.
- 3 Cohen E, Berry JG, Camacho X, *et al.* Patterns and costs of health care use of children with medical complexity. *Pediatrics* 2012;130:e1463–70.
- 4 Canadian Institute for Health Information. Children and Youth With Medical Complexity in Canada [Internet]. p. 1–30. Available: <https://www.cihi.ca/sites/default/files/document/children-youth-with-medical-complexity-report-en.pdf>
- 5 Simon TD, Berry J, Feudtner C, *et al.* Children with complex chronic conditions in inpatient hospital settings in the United States. *Pediatrics* 2010;126:647–55.
- 6 Burns KH, Casey PH, Lyle RE, *et al.* Increasing prevalence of medically complex children in US hospitals. *Pediatrics* 2010;126:638–46.
- 7 CAPHC guideline for the management of medically complex children and youth through the continuum of care. Available: [https://ken.chil.drenshealthcarecanada.ca/xwiki/bin/download/Management+of+Medically+Complex+Children+and+Youth+Across+the+Continuum+of+Care/WebHome/CAPHC%20National%20Complex%20Care%20Guideline%202018\\_final.pdf](https://ken.chil.drenshealthcarecanada.ca/xwiki/bin/download/Management+of+Medically+Complex+Children+and+Youth+Across+the+Continuum+of+Care/WebHome/CAPHC%20National%20Complex%20Care%20Guideline%202018_final.pdf)
- 8 Porepa M, Hoffman A, Fellin M, *et al.* Children with medical complexities: addressing the gaps in respite care during transition from paediatrics to adult health care in Ontario. *Paediatr Child Health* 2017;22:369–71.
- 9 Simon JL, Daelmans B, Boschi-Pinto C, *et al.* Child health guidelines in the era of sustainable development goals. *BMJ* 2018;362:bmj.k3151.
- 10 Feudtner C, Feinstein JA, Zhong W, *et al.* Pediatric complex chronic conditions classification system version 2: updated for ICD-10 and complex medical technology dependence and transplantation. *BMC Pediatr* 2014;14:199.
- 11 Berry JG, Hall DE, Kuo DZ, *et al.* Hospital utilization and characteristics of patients experiencing recurrent readmissions within children's hospitals. *JAMA* 2011;305:682.
- 12 Srivastava R, Berry JG, Hall M, *et al.* Reflux related hospital admissions after fundoplication in children with neurological impairment: retrospective cohort study. *BMJ* 2009;339:b4411.
- 13 Simon TD, Cawthon ML, Stanford S, *et al.* Pediatric medical complexity algorithm: a new method to stratify children by medical complexity. *Pediatrics* 2014;133:e1647–54.
- 14 Feudtner C, Christakis DA, Connell FA. Pediatric deaths attributable to complex chronic conditions: a population-based study of Washington state, 1980–1997. *Pediatrics* 2000;106:205–9.
- 15 Lindley LC, Cozad MJ, Fortney CA. Pediatric complex chronic conditions: evaluating two versions of the classification system. *West J Nurs Res* 2020;42:454–61.
- 16 Curran JA, Breneol S, Vine J. Improving transitions in care for children with complex and medically fragile needs: a mixed methods study. *BMC Pediatr* 2020;20:219.
- 17 Langley J, Wolstenholme D, Cooke J. 'Collective making' as knowledge mobilisation: the contribution of participatory design in the co-creation of knowledge in healthcare. *BMC Health Serv Res* 2018;18:585.
- 18 Holtman GA, Berger MY, Burger H, *et al.* Development of practical recommendations for diagnostic accuracy studies in low-prevalence situations. *J Clin Epidemiol* 2019;114:38–48.
- 19 Vassar M, Holzmann M. The retrospective chart review: important methodological considerations. *J Educ Eval Health Prof* 2013;10:12.
- 20 Lasko TA, Bhagwat JG, Zou KH, *et al.* The use of receiver operating characteristic curves in biomedical informatics. *J Biomed Inform* 2005;38:404–15.
- 21 Wilchesky M, Tamblyn RM, Huang A. Validation of diagnostic codes within medical services claims. *J Clin Epidemiol* 2004;57:131–41.
- 22 Canadian Institutes of Health Research. *Guide to Knowledge Translation Planning at CIHR: Integrated and End-of-Grant Approaches - CIHR*. Canada: Government of Canada, 2012: 1–34. <http://www.cihr-irsc.gc.ca/e/45321.html>