

## EDGE ARTICLE

Cite this: *Chem. Sci.*, 2024, 15, 10908

All publication charges for this article have been paid for by the Royal Society of Chemistry

Received 4th March 2024

Accepted 9th June 2024

DOI: 10.1039/d4sc01491j

rsc.li/chemical-science

# Cluster analysis as a tool for quantifying structure–transport properties in simulations of superconcentrated electrolyte†

Sheng Bi <sup>ab</sup> and Mathieu Salanne <sup>\*abc</sup>

Using molecular dynamics simulations and graph-theory-based cluster analysis, we investigate the structure–transport properties of typical water-in-salt electrolytes. We demonstrate that ions exhibit distinct dynamics across different ionic clusters—namely, solvent-separated ion pairs (SSIPs), contact ion pairs (CIPs), and aggregates (AGGs). We assess the average proportions of various ionic species and their lifetimes. Our method reveals a dynamic decoupling of ion kinetics, with each species independently contributing to the overall molecular motion. This is evidenced by the fact that the total velocity autocorrelation function (VACF) and power spectrum can be expressed as a weighted sum of independent functions for each species. The experimental data on the ionic conductivity of the studied LiTFSI electrolytes align well with our theoretical predictions at various concentrations, based on the proportions and diffusion coefficients of free ions derived from our analysis. The insights gained into the solvation structures and dynamics of different ionic species enable us to elucidate the physical mechanisms driving ion transport in such superconcentrated electrolytes, providing a comprehensive framework for the future design and optimization of electrolytes.

## 1 Introduction

Water-in-salt electrolytes (WiSEs) represent a significant advancement in electrochemical energy storage, emerging as a promising alternative to traditional organic electrolytes in applications such as lithium metal batteries (LMBs).<sup>1–9</sup> These electrolytes typically contain small alkali cations, such as lithium ions ( $\text{Li}^+$ ), and often incorporate large fluorinated anions like bis(trifluoromethane)sulfonimide ( $\text{TFSI}^-$ ). However, there exist ones that feature halogen-free anions.<sup>10</sup> WiSEs are characterized by their very high salt concentration, where the salt content exceeds that of the solvent in both mass and volume. This unique property affects the reactivity of water<sup>11</sup> and allow for the formation of a SEI, which leads to enhanced electrochemical stability windows (ESW) compared to diluted aqueous electrolytes.<sup>12,13</sup> Moreover, WiSEs offer advantages in terms of safety, cost-effectiveness, and environmental sustainability, along with superior transport properties compared to most traditional organic electrolytes.<sup>14</sup>

Many experimental and computational studies have depicted the unconventional ion solvation structures in WiSEs as distinct from those in dilute aqueous solutions.<sup>2,15–18</sup> For instance, in a 21 m LiTFSI WiSE, water molecules primarily bind in  $\text{Li}^+$  solvation shells, which inhibits the undesired reactions involving free water.<sup>2,19</sup> Furthermore, contrary to dilute solutions where ions typically exist as solvent-separated ion pairs (SSIPs), the water content in the 21 m LiTFSI WiSE is insufficient to fully solvate all  $\text{Li}^+$  ions.<sup>2,15</sup> This results in direct contact between  $\text{Li}^+$  and  $\text{TFSI}^-$  ions, leading to forming contact ion pairs (CIPs) and ionic aggregates (AGGs).

As reported, ion species wherein  $\text{TFSI}^-$  coordinate with multiple  $\text{Li}^+$  ions positively contribute to the formation of a robust and conductive solid electrolyte interphase (SEI).<sup>20</sup> Consequently, recent explorations in electrolyte design are focusing on manipulating solvation structures.<sup>21–23</sup> For example, recent studies on the binary ionic liquid/Li salt electrolytes demonstrated that the  $\text{Li}^+$  transport mechanism can be tailored through the coordination of Li ions to the ionic liquid ions.<sup>24,25</sup> Other approaches have also been explored, including mixing different salts<sup>26–28</sup> and incorporating diluent into WiSEs to produce localized high-concentration electrolytes (LHCEs).<sup>29–31</sup> The idea is to tailor chemical species around the ions' primary solvation shell, which facilitates controlled SEI formation and enhancing LMB performance.

The proportion of ionic species in form of SSIP, CIP, and AGG can be evaluated through both experimental and computational methods, including high-resolution spectral

<sup>a</sup>Sorbonne Université, CNRS, Physicochimie des Électrolytes et Nanosystèmes Interfaciaux, F-75005 Paris, France. E-mail: mathieu.salanne@sorbonne-universite.fr

<sup>b</sup>Réseau sur le Stockage Electrochimique de l'Energie (RS2E), FR CNRS 3459, 80039 Amiens Cedex, France

<sup>c</sup>Institut Universitaire de France (IUF), 75231 Paris, France

† Electronic supplementary information (ESI) available. See DOI: <https://doi.org/10.1039/d4sc01491j>



deconvolution<sup>16,32</sup> and cluster analysis in molecular simulations.<sup>15,33–36</sup> In particular, several simulation/theoretical studies have attempted to capture ionic associations in ionic liquids and salt-in-ionic liquid electrolytes.<sup>37–41</sup> For instance, Feng *et al.* revealed that ions in ionic liquids may reside in the free and bound states, and the ionic conductivity can be well-predicted by their modified Nernst–Einstein equation, neglecting correlations and only accounting for free ions.<sup>37</sup> Molinari *et al.* investigated the spatial ionic coordination in the salt-in-ionic liquid electrolytes, and developed a single-linkage cluster analysis method to compute the effective lithium charge.<sup>38</sup> They further developed the spectral denoising method for the short-time ionic displacement covariance to identify diffusing clusters.<sup>39</sup> These approaches appear applicable for computing the transport properties of WiSEs; however, questions such as the dynamics of ions in various ionic species and their role in transport remain largely unclear.

To address this, we conducted molecular dynamics (MD) simulations on aqueous lithium bis(trifluoromethanesulfonyl) imide (LiTFSI) electrolyte at various concentrations. We explored the distinctive dynamics of SSIPs, CIPs, and AGGs (identified using a graph theory-based method) in both highly concentrated and diluted conditions. We found that the kinetics of ions in the studied systems are dynamically decoupled, with each species contributing independently to the overall molecular motion. Additionally, our findings suggest that the mechanism of ionic conductivity in the LiTFSI electrolytes, regardless of salt concentrations, is primarily driven by the vehicular movement of SSIPs.

## 2 Results

### 2.1 Ion clustering in the water-in-salt case

Our MD trajectories were analyzed using a graph theory-based method, in order to extract all the relevant species. In the highly concentrated 21 m LiTFSI electrolyte, in which the dissolved salts significantly outnumber water molecules, ion pairing and clustering are intricate. As depicted in Fig. 1a, the studied WiSE hosts a variety of clusters, ranging from free Li<sup>+</sup>

and TFSI<sup>−</sup> ions to ion pairs and larger clusters like Li<sub>3</sub>(TFSI)<sub>4</sub><sup>−</sup>. Analysis of cluster populations reveals that ion pairs (LiTFSI) make up 22.5% of the total, followed by neutral ion tetramers (Li<sub>2</sub>(TFSI)<sub>2</sub>) at 12.1%. Ion triplets, specifically Li(TFSI)<sub>2</sub><sup>−</sup> and Li<sub>2</sub>TFSI<sup>+</sup>, account for 11.6% and 9.6%, respectively. Notably, free Li<sup>+</sup> and TFSI<sup>−</sup> ions constitute only marginal fractions of 9.0% and 6.2%, respectively. The aggregate Li<sub>2</sub>(TFSI)<sub>3</sub><sup>−</sup> forms 6.2% of total, exceeding the free TFSI<sup>−</sup>, while other higher-order aggregates are less common, each representing less than 5% of total.

Fig. 1b shows the radial distribution functions (RDFs) of O atom in water molecule regarding Li<sup>+</sup> in different species. Note that here and after, the group AGGs include all aggregates involving three or more ions. It shows that the lone Li<sup>+</sup> ions identified by our cluster analysis method (see Methods) are fully solvated, as indicated by the number of water molecules in their primary solvation shell, which matches the value observed in the diluted (1 m) electrolyte case (both have 4H<sub>2</sub>O). In contrast, the water coordination numbers for Li<sup>+</sup> ions in ion pairs and aggregates are reduced to 3 and 2, respectively. Representative snapshots highlighting different solvation structures are shown in Fig. S4.†

The water network structure in the 21 m WiSE was also analyzed in terms of partial water O–O structure factors ( $S_{OO}(Q)$ ), comparing it to the dilute 1 m electrolyte (Fig. 1c). First, a virtual diffraction experiment was conducted for the 1 m case to measure the  $S_{OO}(Q)$  of water in the Li<sup>+</sup> first solvation shells (bound water) and beyond (free water), *c.f.*, blue dashed line and black dotted line in Fig. 1c. It reveals distinct peaks for free and bound water in their  $S_{OO}(Q)$  ( $\sim 2.4 \text{ \AA}^{-1}$  and  $2.9 \text{ \AA}^{-1}$ , respectively), which can be attributed to changes in water topology (Fig. S5b†), as previously explained in a recent study.<sup>42</sup>

In the 21 m WiSE, peaks similar to the ones observed for bound water in the 1 M electrolyte are present in its  $S_{OO}(Q)$ , reflecting the fact that there is very few free water in such a concentrated condition. Additionally, a small low- $Q$  peak ( $\sim 0.8 \text{ \AA}^{-1}$ ) is observed in the 21 m electrolyte but absent in the 1 m case, that indicates the presence of a nanostructure on the scale of  $\sim 8 \text{ \AA}$ . The  $S_{OO}(Q)$  of water bound to different ionic

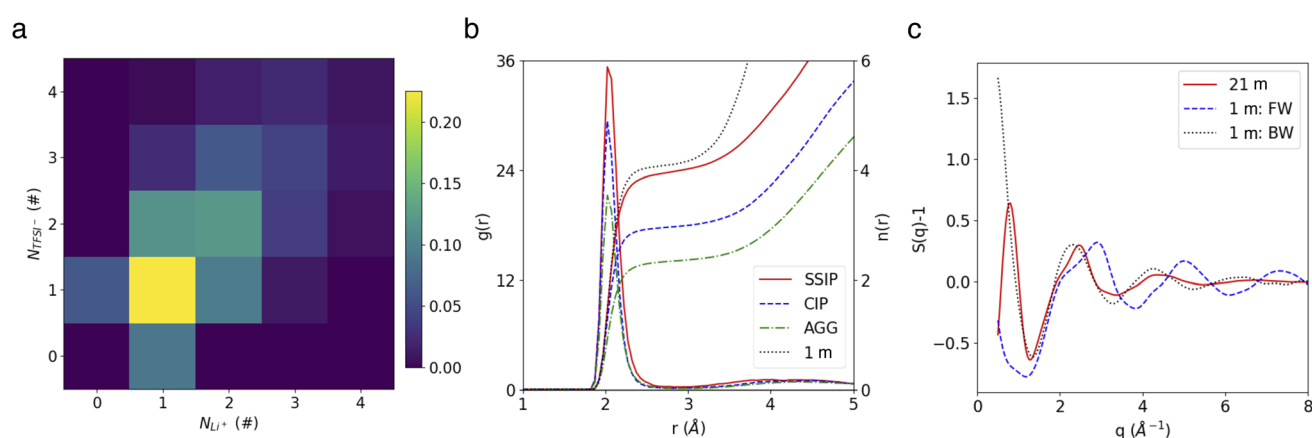


Fig. 1 (a) Cluster population statistics. (b) Radial distribution functions and coordination numbers of Li<sup>+</sup>–O(water). (c) Partial structure factors of O(water)–O(water) in the 1 m dilute and 21 m WiSE electrolytes. FW and BW represent for free water and bound water, respectively.

species reveal that this peak arises from water bound to AGGs (Fig. S5c†). Moreover, a third coordination shell located at  $\sim 8$  Å is observed in the RDF of AGG-bound water (Fig. S5d†), suggesting the formation of hydrogen-bond chains with a third water molecule. The existence of such nano-heterogeneity has also been highlighted in the work of Borodin *et al.*<sup>15</sup>

The velocity autocorrelation function (VACF), denoted as  $K_v(t) = \frac{\mathbf{v}(t)\mathbf{v}(0)}{\mathbf{v}(0)\mathbf{v}(0)}$ , has been computed for  $\text{Li}^+$  and  $\text{TFSI}^-$  in various ionic species to further characterize their dynamics. As illustrated in Fig. 2a, the  $K_v(t)$  of  $\text{Li}^+$  ions displays a pattern of damped oscillations, alternating between positive and negative correlations over time. This could be attributed to backscattering caused by  $\text{Li}^+$  oscillations within a cage (see Fig. S4†) formed by the surrounding solvation molecules. This oscillatory behavior is more noticeable for free  $\text{Li}^+$  ions compared to those CIPs and AGGs. Regarding  $\text{Li}^+$  in ionic clusters, as the number of  $\text{TFSI}^-$  in the solvation shell increases, cation's backscattering effect weakens, suggesting an easier escape of  $\text{Li}^+$  from the cage. In contrast, the  $K_v(t)$  of  $\text{TFSI}^-$  does not show such alternating oscillations in any species. They transition from 1 to a negative value and then asymptotically approach zero. This pattern results from their weaker interaction with water compared to  $\text{Li}^+$  ions, leading to less pronounced ion rattling. Nevertheless, deviations can still be observed in the  $K_v(t)$  curves for anions in different species, indicating diverse dynamical behaviors among the distinct ionic species.

We further delved into the interstate exchange processes among the ionic species. These processes could be quantified by

the survival probability function  $c(t)$ ,<sup>37</sup> defined as  $c(t) = \frac{\langle h(t)h(0) \rangle}{\langle h(0)h(0) \rangle}$ , where  $h(t)$  is a population variable set to one if an ion continuously remains in the same species for a time duration  $t$ , and zero otherwise. The mean residence time  $\tau$  is then computed as  $\tau = \int_0^\infty c(t)dt$  for each ionic species. The  $c(t)$  as well as  $\tau$  for  $\text{Li}^+$  and  $\text{TFSI}^-$  in the forms of SSIPs, CIPs and AGGs are depicted in Fig. 2b. Notably, the computed residence time is on the order of 1 ps, which is significant in the sense that by the time  $\tau$  elapses, the corresponding  $K_v(t)$  of each type of species has already damped to near zeros (Fig. 2a). In other words, the VACFs die out faster than the transitions between ionic species occur. Moreover, the residence time of ions in AGGs is similar to that of SSIPs (*e.g.*, 2.49 ps vs. 2.28 ps for the AGG and SSIP anions). However, a more detailed breakdown of AGGs into specific ionic clusters reveals that the residence time decreases exponentially with increasing cluster size (as shown in Fig. S6†), suggesting that processes like the merging of smaller clusters into larger ones and the reverse are prevalent in AGGs.

The power spectrum  $S(\omega)$  of  $\text{Li}^+$  and  $\text{TFSI}^-$  in SSIPs, CIPs and AGGs are compared to understand the impact of solvation structures on the ions' vibrational modes. In the case of  $\text{Li}^+$  ions, a bi-modal spectral distribution is observed for SSIP  $\text{Li}^+$  – the lower frequency mode, observed near  $100 \text{ cm}^{-1}$ , corresponds to the 'rattling mode' of a  $\text{Li}^+$  confined within the surrounding water cage; the higher frequency mode, occurring near  $600 \text{ cm}^{-1}$ , is likely associated with the  $\text{Li}^+$  ion engaging in the scissoring motion of an adjacent oxygen atom in a water

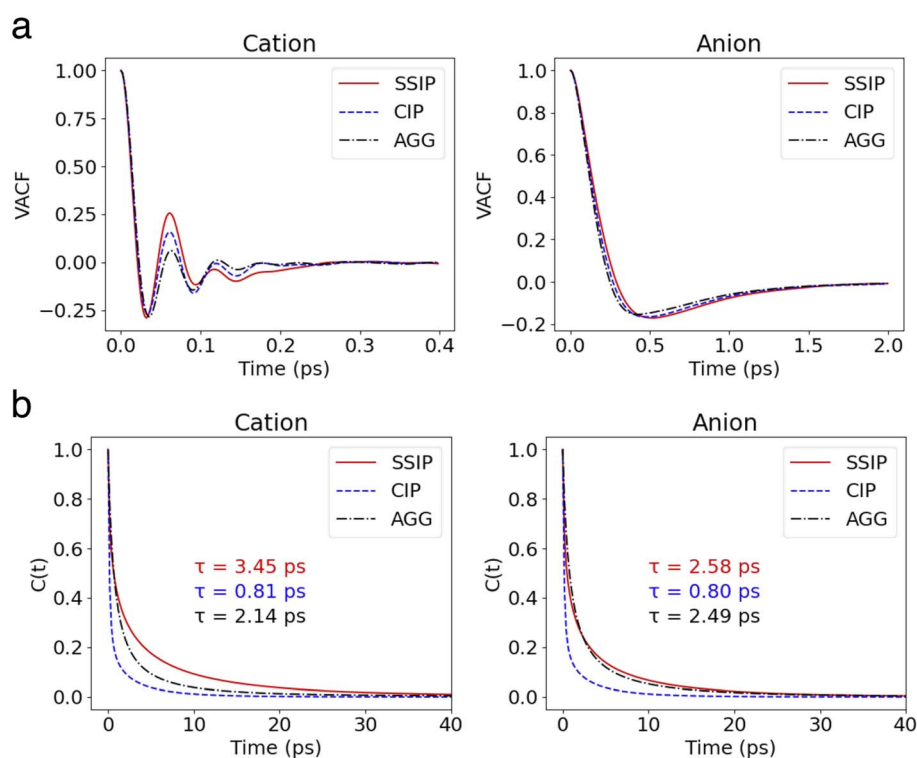


Fig. 2 (a) VACFs of cations and anions in different states. (b) The survival probability functions of cations and anions in different states. Their corresponding lifetime are labeled in the figure.

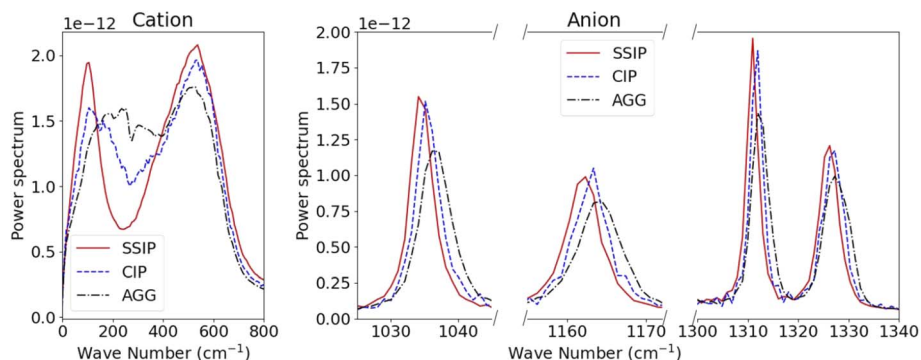


Fig. 3 Power spectra of cations and anions in different states.

molecule (Fig. 3). For  $\text{Li}^+$  in CIPs and AGGs, this bi-modal vibration pattern becomes less pronounced.

For  $\text{TFSI}^-$  ions, the influence of ion clustering on their intramolecular vibrations is evident in three distinct frequency modes, as shown in Fig. 3b. The mode at approximately  $1035\text{ cm}^{-1}$  is linked to asymmetric S–N–S stretching; the modes at  $\sim 1165\text{ cm}^{-1}$  and the bi-modal mode at  $\sim 1310\text{ cm}^{-1}$  and  $1325\text{ cm}^{-1}$  are associated with S–O( $\text{SO}_2$ ) stretching.<sup>15,43</sup> A notable observation is the shift of these vibrational peaks to higher frequencies for  $\text{TFSI}^-$  in CIPs compared to SSIP ones, with an even more pronounced shift for those in AGGs. Such blue-shifts can be attributed to the intensified cation– $\text{TFSI}^-$  interaction, which makes some of the bonds in  $\text{TFSI}^-$  stiffer.

Given that the SSIPs, CIPs, and AGGs exhibit unique dynamics and their reasonably long mean residence time, the overall kinetics of such systems could potentially be modelled by integrating the kinetics of individual species with inter-species exchanges.<sup>37</sup> For instance, the overall  $K_v(t)$  for  $\text{Li}^+$  or  $\text{TFSI}^-$  ions might be expressed as a combination of the partial VACFs for each type of ionic species and their respective survival probability  $c(t)$ , provided the dynamics within each species are independent. However, formulating such an expression can be complex, even when considering only two states.<sup>37</sup> Fortunately, an approximation can be made as we observed that the kinetics of ionic species decay more rapidly than the transitions between different species (*c.f.*, Fig. 2), denoted as  $K_v(t) = \sum p_s K_v^s(t)$ , where  $s$  denotes the ionic species and  $p_s$  represents its proportion.

Leveraging the linearity of the Laplace transform, the overall power spectrum  $S(w)$  can be expressed as  $S(w) = \sum p_s S_s(w)$ . This approximation is verified in Fig. 4 for both cations and anions, as the MD-derived overall  $S(w)$  closely align with the sum of three distinct  $S_s(w)$  weighted by their proportions. Such strong agreement supports the notion of “dynamic decoupling” in molecular motion in the studied WiSE, as the time correlation functions for different ionic species are statistically independent.

## 2.2 A broader view on clustering

The insights gained from the analysis of the highly concentrated 21 m electrolyte underscore the accurate cluster differentiation and distinctive dynamics of ions in diverse clusters. This naturally raises subsequent questions regarding how clustering evolves across a broader range of concentrations. Fig. 5a shows the proportion of the SSIPs, CIPs, and AGGs as a function of  $\text{LiTFSI}$  concentration. As expected, in dilute solutions (*i.e.*, cases below 10 m), ions predominantly exist as SSIPs. Conversely, in highly concentrated solutions (*i.e.*, the 15 m and 21 m cases), there is a remarkable increase in the presence of CIPs and AGGs. Interestingly, the fractions of  $\text{Li}^+$  and  $\text{TFSI}^-$  in SSIPs are nearly identical at lower salt concentrations, however, the disparity between them becomes more evident at higher concentrations, with SSIP  $\text{TFSI}^-$  become consistently less prevalent than SSIP  $\text{Li}^+$  (Fig. 5b). This aligns with the finding that the mean residence time  $t$  for SSIP anions is

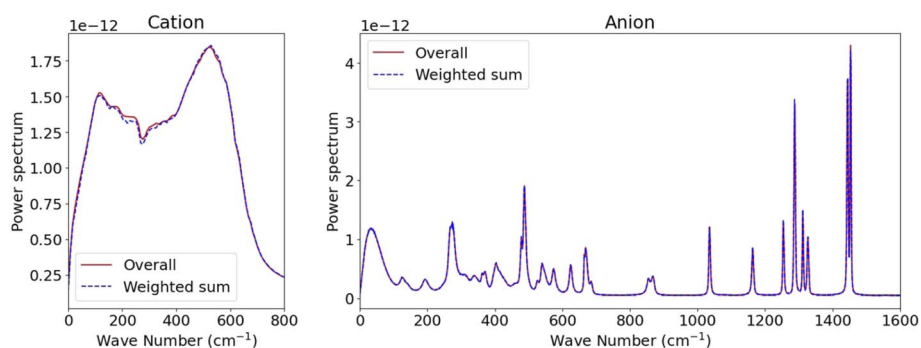


Fig. 4 Comparison between the overall power spectrum derived from all ions and the weighted sum of partial power spectra for distinct ion species.



consistently shorter than that for SSIP cations across all concentrations, and the difference grows with increasing concentration, as illustrated in Fig. 5c. Moreover, our MD predictions are also consistent with the fractions of SSIP TFSI<sup>-</sup> obtained in experiments (*c.f.*, Fig. 5b),<sup>15</sup> evidencing the accuracy of the obtained structure and of the cluster analysis method.

The diffusion coefficients for both overall ions and SSIPs-only were computed using Green-Kubo relation,  $D = \frac{k_B T}{m} \int_0^\infty K_v(t) dt$ , utilizing the previously obtained overall and partial VACFs. The reason that diffusion coefficients were not obtained for CIPs and AGGs is insufficient samplings for those species in diluted cases, attributed to their scarcity. For the 1 m case, the discrepancy between the overall and SSIP-only diffusion coefficients is minimal, which can be attributed to the dominance of SSIPs in such a diluted condition. However, as the salt concentration increases, a remarkable acceleration in the diffusion of SSIPs compared to the overall average is observed. This deviation becomes increasingly pronounced with higher concentrations. This is probably due to the larger size (Fig. S7a†) and reduced mobility of AGGs in more condensed solutions, which collectively lower the overall value.

Ionic conductivity is also found to be intricately influenced by ion pairing and clustering. To compute ionic conductivity based on MD-derived trajectories, one usually uses the Nernst-Einstein (NE), *i.e.*,  $\sigma_{NE} = \frac{e^2}{V k_B T} (z_+^2 N_+ D_+ + z_-^2 N_- D_-)$ , where  $e$  is the elementary charge and  $k_B T$  is Boltzmann constant,  $V$  the box volume and  $T$  the temperature.  $N_+/N_-$  and  $D_+/D_-$  are the number and self-diffusion coefficients of cations and anions, respectively. While NE equation is effective for diluted solutions, it tends to significantly overestimate the conductivity in condensed systems such as WiSEs because it does not account for ion-ion interactions.

Nevertheless, since the overall kinetics can be approximated by summing the contributions of individual ionic species (as indicated in Fig. 4), one may modify the original NE equation to consider ionic species as independent, non-interacting species (also called cluster Nernst-Einstein (CNE) method).<sup>44</sup> This modified equation is denoted as  $\sigma_{CNE} = \frac{e^2}{V k_B T} \sum_{i=0}^{N_s} z_i^2 D_i$ , where

$N_s$  is the total number of ionic species in the system,  $z_i$  and  $D_i$  are, respectively, the charge number and the diffusion coefficient of the  $i$ th ionic species. Also, note that the CIPs are neutral in charge, and for AGGs, part of them are neutral clusters, while the charged ones have small effective charge (mostly  $\pm 1$ , see Fig. 1 and S7b†) and diffuse much slower than the free ions (as shown in Fig. 6). Thus, the contribution from CIPs and AGGs should be marginal, and the formula can be further simplified to only account for SSIPs. In practice, we divided SSIPs into SSIP Li<sup>+</sup> and TFSI<sup>-</sup>, as,

$$\begin{aligned} \sigma_{CNE} &= \frac{e^2}{V k_B T} \sum_{i=0}^{N_{SSIP}} z_i^2 D_i \\ &= \frac{e^2}{V k_B T} (z_+^{SSIP^2} N_+^{SSIP} D_+^{SSIP} + z_-^{SSIP^2} N_-^{SSIP} D_-^{SSIP}) \end{aligned} \quad (1)$$

where  $N_+^{SSIP}/N_-^{SSIP}$  and  $D_+^{SSIP}/D_-^{SSIP}$  are the total number and self-diffusion coefficient of SSIP Li<sup>+</sup> and TFSI<sup>-</sup>, respectively, and are computed by averaging over multiple independent simulations. Note that this modified NE equation may seem similar to the one proposed by Feng *et al.* for ionic liquids, wherein only the contributions of free ions are considered.<sup>37</sup> However, the unapproximated version of Fig. 1 should work for a wider range of electrolytes, as it takes contributions from all ionic species into account.

Fig. 6c demonstrates that the modified NE equation significantly outperforms the original NE equation in terms of precision, providing ionic conductivity values that are comparable to experimental data.<sup>15,45,46</sup> The results obtained by Fig. 1 are also close to the values using the accurate Einstein form,<sup>45</sup> evidencing that the dominant effect of ion-ion correlations on conductivity is the short range interactions within the clustering whereas correlations between different clusters has a minor impact. The good agreement with experimental values also justifies the effectiveness of our approach in capturing the essential dynamics of SSIPs in such electrolyte systems.

Li<sup>+</sup> transference number was further calculated using two definitions. First, the apparent Li<sup>+</sup> transference number is defined as  $t_+^{\text{apparent}} = \frac{D_+}{D_+ + D_-}$ , where  $D_+/D_-$  are the over self-diffusion coefficients of Li<sup>+</sup> and TFSI<sup>-</sup>, respectively. Although

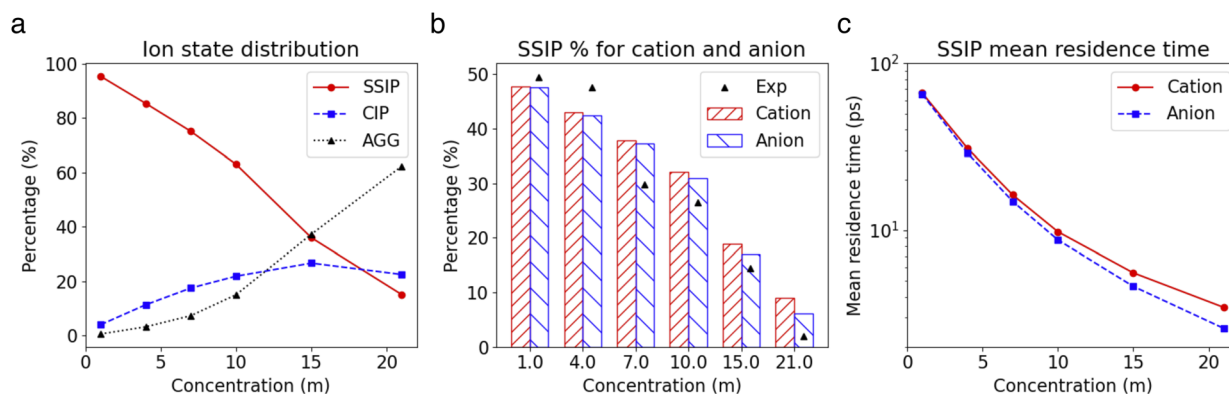


Fig. 5 (a) Fraction of the ions in SSIP, CIP and AGG states as a function of salt concentration. (b) Fraction of cations and anions in SSIP state at different concentrations. (c) The mean residence time of SSIP cations and anions as a function of salt concentrations.

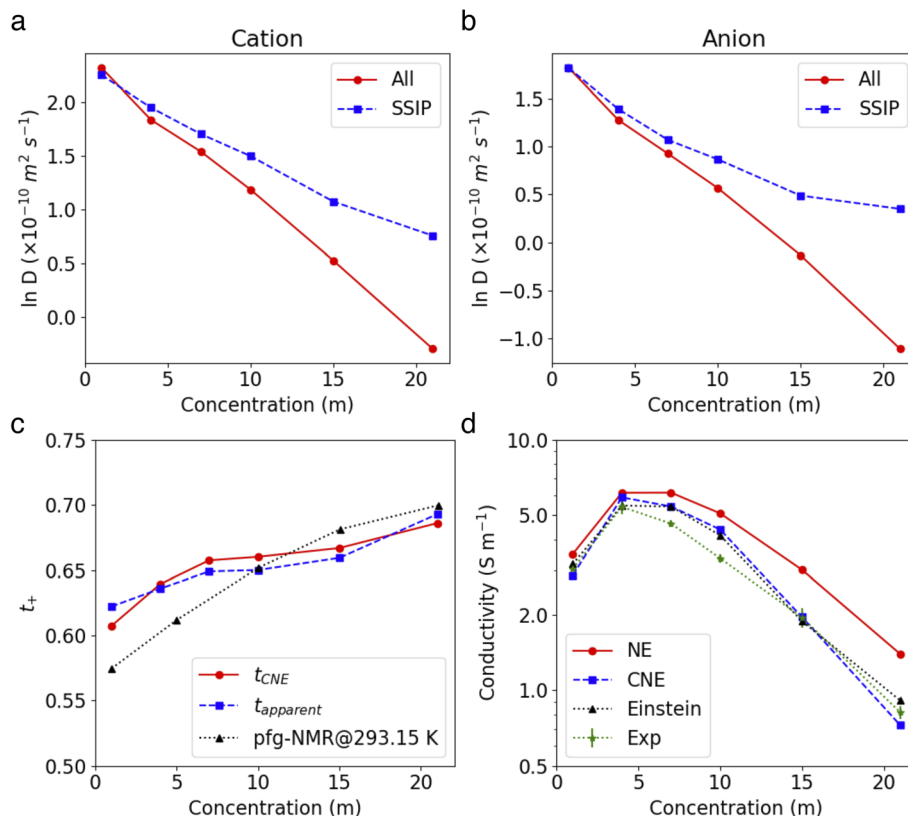


Fig. 6 (a and b) Self-diffusion coefficients for cations (a) and anions (b) at large and in SSIP only. (c and d) Electrical conductivity (c) and  $\text{Li}^+$  transference number (d) of LiTFSI electrolytes as a function of salt concentrations.

this definition relies on ideal solution assumptions and does not rigorously account for ion–ion and solvent–ion correlations,<sup>47</sup> it is widely used due to the routine measurement of self-diffusion coefficients using PFG-NMR. The second definition, the  $\text{Li}^+$  transference number based on self-diffusion coefficients

for each ionic species, is given as  $t_+^{\text{CNE}} = \frac{\sum_{i=0}^{N_c} z_+ z_i D_i}{\sum_{i=0}^{N_c} z_i^2 D_i}$ ,<sup>44,48</sup> in which

$z_+$  is the charge of all cations in the  $i$ th ionic species (e.g., 2 if there are  $2\text{Li}^+$  in the cluster). One can simply the definition as

$t_+^{\text{CNE}} = \frac{N_+^{\text{SSIP}} D_+^{\text{SSIP}}}{N_+^{\text{SSIP}} D_+^{\text{SSIP}} + N_-^{\text{SSIP}} D_-^{\text{SSIP}}}$ , assuming that the contribution from CIPs and AGGs is small.

As demonstrated in Fig. 6d, both the theoretical and experimental apparent  $\text{Li}^+$  transference number see an increase with rising concentration. As both simulations (see Fig. 6a and b) and experiments<sup>15</sup> show that the diffusivity of  $\text{Li}^+$  is consistently higher than that of  $\text{TFSI}^-$  in these electrolytes, the  $t_+^{\text{apparent}}$  and  $t_+^{\text{PFG-NMR}}$  are above 0.5 across all LiTFSI concentrations. As the concentration increases,  $t_+^{\text{apparent}}$  shows a monotonous rise, reaching about 0.69 at 21 m, which aligns excellently with experimental values (0.70). Interestingly, despite their different definitions, the computed  $t_+^{\text{CNE}}$  is closely aligned with the  $t_+^{\text{apparent}}$  values. Note that the  $t_+^{\text{CNE}}$  should ideally be compared with experimental values that are based on directly measured

electrophoretic mobility (e.g., through electrophoretic NMR<sup>47</sup>), but such data are yet to be reported for a direct comparison. In similar systems composed of LiTFSI–DMC, the  $\text{Li}^+$  transference number measured by eNMR did show an increase with rising salt concentration.<sup>47</sup>

The observed increase in the  $t_+^{\text{CNE}}$  value can be attributed to two main factors: (1) a higher proportion of SSIP  $\text{Li}^+$  ions compared to SSIP  $\text{TFSI}^-$  ions, and (2) the faster diffusivity of SSIP  $\text{Li}^+$  ions relative to  $\text{TFSI}^-$  ions. In the cases we studied, if we were to consider only the latter aspect (the faster diffusivity of SSIP  $\text{Li}^+$ ), we would not observe a monotonic increase in  $t_+^{\text{CNE}}$  as shown in Fig. S8.† This implies that the increase in  $t_+^{\text{CNE}}$  at higher concentrations is primarily due to the rising ratio of SSIP  $\text{Li}^+$  to SSIP  $\text{TFSI}^-$  ions, as indicated in Fig. 5b. This can be explained by the stronger interaction between  $\text{Li}^+$  and  $\text{H}_2\text{O}$  compared to that between  $\text{TFSI}^-$  and  $\text{H}_2\text{O}$ . In highly concentrated systems, where the amount of water molecules is limited, this stronger interaction means that more  $\text{Li}^+$  ions are likely to be fully solvated than the  $\text{TFSI}^-$  ions. Consequently, the proportion of solvated  $\text{Li}^+$  ions compared to SSIP  $\text{TFSI}^-$  increases, contributing to the higher  $t_+^{\text{CNE}}$  values observed at higher concentrations.

We further investigate the effects of salt concentration on the vibrational modes of ions. For  $\text{Li}^+$  ions, the distinct bi-modal spectral distribution becomes less pronounced as the salt concentration increases. Concurrently,  $\text{TFSI}^-$  ions exhibit blue-

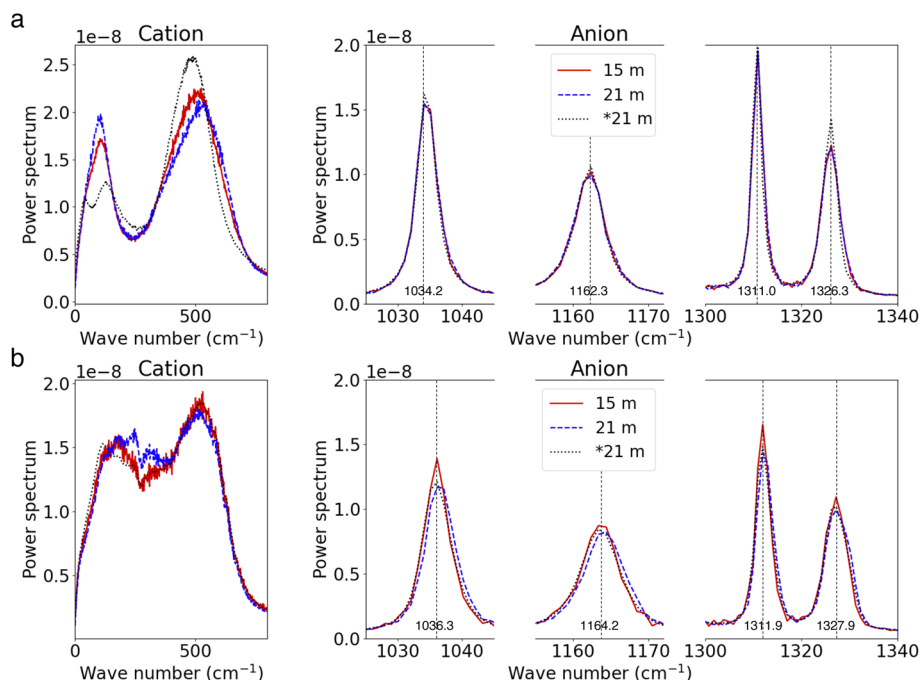


Fig. 7 (a and b) Power spectra for SSIP ions (a) and AGG ions (b) at high and moderate salt concentrations.

shifts in their spectra with increasing salt concentration. These observations are consistent with our earlier findings comparing the spectra of SSIP ions and ion clusters in the 21 m electrolyte (referenced in Fig. 3). These trends can be largely attributed to the increased presence of ion pairs and clusters in more concentrated electrolytes. Interestingly, the vibrational modes of free ions in the WiSEs (*i.e.*, 15 m and 21 m cases), for both SSIP  $\text{Li}^+$  and  $\text{TFSI}^-$ , remain identical to those of the fully solvated ions in the most diluted case (as shown in Fig. 7a). This indicates that the primary motion of SSIPs is vehicular motion, which remains consistent across different salt concentration. A similar pattern is observed for AGGs; the vibrations of ions (both  $\text{Li}^+$  and  $\text{TFSI}^-$ ) in AGGs in the 15 m electrolyte closely resemble those in the 21 m WiSE, as depicted in Fig. 7b, suggesting the cluster size effect on ion's local bonding is minor.

### 3 Conclusion

We have thoroughly investigated the ion solvation structures and dynamics of different ionic species in the  $\text{LiTFSI-H}_2\text{O}$  system in a wide concentration range *via* MD simulations. For the diluted solutions, solvent-separated ion pairs are the dominant ionic species. As concentration increases, ion pairs and aggregates start to be formed and prevailing. These distinct ionic species are found to have different kinetics, in which the SSIPs diffuse faster than the CIPs and AGGs. More importantly, one could conclude that the kinetics of ions in our studied systems can be decoupled in the sense that the kinetics of each ionic species are statistically independent – the total VACF and power spectrum can be expressed as a weighted sum of independent functions of each species. Mechanism of ionic conductivity in  $\text{LiTFSI-H}_2\text{O}$  systems seems mostly driven by the

motion of SSIPs, as the modified NE equation accounting only SSIP ions could well reproduce conductivity computed using Einstein form (considering the cross-correlation between ions) and measured in experiments. These results not only deepen our understanding of ion transport mechanism in the condensed aqueous electrolytes but also provide a valuable framework for predicting and tailoring electrolyte properties under diverse conditions. In particular, it is worth noting that in a recent *ab initio* molecular dynamics study of  $\text{LiTFSI}$  at large concentration (21 m), we have observed the formation of polymer-like chains of lithium ions within the aqueous nanodomains. Although current force fields do not enable to observe their formation, the extension of our method to the analysis of the dynamics of such complex species would be straightforward.<sup>49</sup> Other new electrolytes, that comprises even more complex species such as high entropy liquids,<sup>50</sup> can also be studied within a similar framework, which would enable systematic comparisons of the dynamics of each species within these liquids.

### 4 Methods

MD simulations of aqueous  $\text{LiTFSI}$  at concentrations of 1, 4, 7, 10, 15, 21 m were conducted using GROMACS MD package.<sup>51</sup> Detailed information about the simulation cells is summarized in Table S1.† The force fields for  $\text{LiTFSI}$  were adopted from the work by Canongia Lopes *et al.*,<sup>52</sup> except for the charges are uniformly scaled by a factor of 0.8 to yield accurate dynamics.<sup>45</sup> The SPC/E model was used for water.<sup>53</sup> The cells were cubic and set up with 3D periodic boundary conditions. The temperature was maintained at 298 K using the Nose–Hoover thermostat with a relaxation time of 0.2 ps. The Parrinello–Rahman

barostat was employed to maintain a pressure of 1 bar, with a relaxation time of 2 ps, in the isothermal-isobaric (NPT) ensemble. The electrostatic interactions were computed using the particle mesh Ewald (PME) method, utilizing a fast Fourier transformation grid spacing of 0.12 nm and cubic interpolation for charge distribution in the reciprocal space. A cutoff distance of 1.2 nm was used for calculating electrostatic interactions in real space. For each concentration case, the simulation was repeated three times. Each simulation began with an initial equilibration for 10 ns in the NPT ensemble, followed by a 20 ns production run in the canonical ensemble (NVT). To compute and ensure the accuracy of the velocity autocorrelation functions and survival probability functions, each case was replicated ten times for a 100 ps production run, with atomic coordinates saved at every step and different initial configurations used for each repetition.

A graph-theory-based cluster analysis method was developed and used to differentiate ionic species (see ESI†). Each ion was labeled by its belonging ionic species throughout the trajectory points. Thus, each ion trajectory contains shorter and longer fragments that can be attributed to one specific ionic species. The statistics of these states are quantified by the survival probability function (see Fig. 2b and S6†). For each ionic species, we did step-wise average across multiple corresponding trajectory fragments, ensuring that the average at each time step only includes values from fragments that have an value at that step. For example, almost all  $\text{Li}^+$  ions that are labeled as free at time  $t = 0$  contribute to the initial part of the VACF of free  $\text{Li}^+$ . At longer time, fewer such ions remain in the free state and contribute to the VACF. To obtain good statistics, an averaging of the results over many runs is a must, however, we always have enough free ions to describe the asymptotic decay of the VACF to zero because of their relatively long mean residential time (see Fig. 5c).

## Data availability

The codes of the graph-theory-based cluster analysis method are made available open-source at <https://github.com/Sheng-Bi/graph-theory-based-cluster-analysis>.

## Author contributions

Conceptualization: S. B. and M. S.; investigation: S. B.; methodology: S. B.; supervision: M. S.; writing – review & editing: S. B. and M. S.

## Conflicts of interest

There are no conflicts to declare.

## Acknowledgements

This project has received funding from the European Union's Horizon 2020 research and innovation programme under the Marie Skłodowska-Curie actions Grant Agreement No. 945298 –

ParisRegionFP. S. B. is a Fellow of Paris Region Fellowship Programme supported by the Paris Region.

## References

- 1 Y. Yamada, K. Furukawa, K. Sodeyama, K. Kikuchi, M. Yaegashi, Y. Tateyama and A. Yamada, Unusual Stability of Acetonitrile-Based Superconcentrated Electrolytes for Fast-Charging Lithium-Ion Batteries, *J. Am. Chem. Soc.*, 2014, **136**, 5039–5046.
- 2 L. Suo, O. Borodin, T. Gao, M. Olguin, J. Ho, X. Fan, C. Luo, C. Wang and K. Xu, “Water-in-salt” electrolyte enables high-voltage aqueous lithium-ion chemistries, *Science*, 2015, **350**, 938–943.
- 3 L. Suo, O. Borodin, W. Sun, X. Fan, C. Yang, F. Wang, T. Gao, Z. Ma, M. Schroeder, A. von Cresce, S. M. Russell, M. Armand, A. Angell, K. Xu and C. Wang, Advanced High-Voltage Aqueous Lithium-Ion Battery Enabled by “Water-in-Bisalt” Electrolyte, *Angew. Chem., Int. Ed.*, 2016, **55**, 7136–7141.
- 4 J. Wang, Y. Yamada, K. Sodeyama, C. H. Chiang, Y. Tateyama and A. Yamada, Superconcentrated electrolytes for a high-voltage lithium-ion battery, *Nat. Commun.*, 2016, **7**, 1–9.
- 5 M. R. Lukatskaya, J. I. Feldblyum, D. G. Mackanic, F. Lissel, D. L. Michels, Y. Cui and Z. Bao, Concentrated mixed cation acetate “water-in-salt” solutions as green and low-cost high voltage electrolytes for aqueous batteries, *Energy Environ. Sci.*, 2018, **11**, 2876–2883.
- 6 Y. Yamada, J. Wang, S. Ko, E. Watanabe and A. Yamada, Advances and issues in developing salt-concentrated battery electrolytes, *Nat. Energy*, 2019, **4**, 269–280.
- 7 L. Chen, J. Zhang, Q. Li, J. Vatamanu, X. Ji, T. P. Pollard, C. Cui, S. Hou, J. Chen, C. Yang, L. Ma, M. S. Ding, M. Garaga, S. Greenbaum, H. S. Lee, O. Borodin, K. Xu and C. Wang, A 63 m Superconcentrated Aqueous Electrolyte for High-Energy Li-Ion Batteries, *ACS Energy Lett.*, 2020, **5**, 968–974.
- 8 M. Chen, G. Feng and R. Qiao, Water-in-salt electrolytes: An interfacial perspective, *Curr. Opin. Colloid Interface Sci.*, 2020, **47**, 99–110.
- 9 T. Liang, R. Hou, Q. Dou, H. Zhang and X. Yan, The Applications of Water-in-Salt Electrolytes in Electrochemical Energy Storage Devices, *Adv. Funct. Mater.*, 2021, **31**, 1–23.
- 10 D. Xiao, L. Zhang, Z. Li, H. Dou and X. Zhang, Design strategies and research progress for Water-in-Salt electrolytes, *Energy Storage Mater.*, 2022, **44**, 10–28.
- 11 A. Serva, N. Dubouis, A. Grimaud and M. Salanne, Confining Water in Ionic and Organic Solvents to Tune Its Adsorption and Reactivity at Electrified Interfaces, *Acc. Chem. Res.*, 2021, **54**, 1034–1042.
- 12 T. Lv and L. Suo, Water-in-salt widens the electrochemical stability window: Thermodynamic and kinetic factors, *Curr. Opin. Electrochem.*, 2021, **29**, 100818.
- 13 X. Fan and C. Wang, High-voltage liquid electrolytes for Li batteries: progress and perspectives, *Chem. Soc. Rev.*, 2021, **50**, 10486–10566.



- 14 M. Amiri and D. Bélanger, Physicochemical and Electrochemical Properties of Water-in-Salt Electrolytes, *ChemSusChem*, 2021, **14**, 2487–2500.
- 15 O. Borodin, L. Suo, M. Gobet, X. Ren, F. Wang, A. Faraone, J. Peng, M. Olguin, M. Schroeder, M. S. Ding, E. Gobrogge, A. Von Wald Cresce, S. Munoz, J. A. Dura, S. Greenbaum, C. Wang and K. Xu, Liquid Structure with Nano-Heterogeneity Promotes Cationic Transport in Concentrated Electrolytes, *ACS Nano*, 2017, **11**, 10462–10471.
- 16 J. Lim, K. Park, H. Lee, J. Kim, K. Kwak and M. Cho, Nanometric Water Channels in Water-in-Salt Lithium Ion Battery Electrolyte, *J. Am. Chem. Soc.*, 2018, **140**, 15661–15667.
- 17 M. McEldrew, Z. A. H. Goodwin, S. Bi, M. Z. Bazant and A. A. Kornyshev, Theory of ion aggregation and gelation in super-concentrated electrolytes, *J. Chem. Phys.*, 2020, **152**, 234506.
- 18 M. McEldrew, Z. A. H. Goodwin, S. Bi, A. A. Kornyshev and M. Z. Bazant, Ion Clusters and Networks in Water-in-Salt Electrolytes, *J. Electrochem. Soc.*, 2021, **168**, 050514.
- 19 M. McEldrew, Z. A. H. Goodwin, A. A. Kornyshev and M. Z. Bazant, Theory of the Double Layer in Water-in-Salt Electrolytes, *J. Phys. Chem. Lett.*, 2018, **9**, 5840–5846.
- 20 L. Suo, D. Oh, Y. Lin, Z. Zhuo, O. Borodin, T. Gao, F. Wang, A. Kushima, Z. Wang, H.-C. Kim, Y. Qi, W. Yang, F. Pan, J. Li, K. Xu and C. Wang, How Solid-Electrolyte Interphase Forms in Aqueous Electrolytes, *J. Am. Chem. Soc.*, 2017, **139**, 18670–18680.
- 21 X.-Q. Zhang, X. Chen, L.-P. Hou, B.-Q. Li, X.-B. Cheng, J.-Q. Huang and Q. Zhang, Regulating Anions in the Solvation Sheath of Lithium Ions for Stable Lithium Metal Batteries, *ACS Energy Lett.*, 2019, **4**, 411–416.
- 22 Z. Piao, R. Gao, Y. Liu, G. Zhou and H. M. Cheng, A Review on Regulating Li<sup>+</sup> Solvation Structures in Carbonate Electrolytes for Lithium Metal Batteries, *Adv. Mater.*, 2023, **35**, 1–22.
- 23 H. Cheng, Q. Sun, L. Li, Y. Zou, Y. Wang, T. Cai, F. Zhao, G. Liu, Z. Ma, W. Wahyudi, Q. Li and J. Ming, Emerging Era of Electrolyte Solvation Structure and Interfacial Model in Batteries, *ACS Energy Lett.*, 2022, **7**, 490–513.
- 24 P. Nürnberg, J. Atik, O. Borodin, M. Winter, E. Paillard and M. Schönhoff, Superionicity in Ionic-Liquid-Based Electrolytes Induced by Positive Ion–Ion Correlations, *J. Am. Chem. Soc.*, 2022, **144**, 4657–4666.
- 25 M. Brinkkötter, A. Mariani, S. Jeong, S. Passerini and M. Schönhoff, Ionic Liquid in Li Salt Electrolyte: Modifying the Li<sup>+</sup> Transport Mechanism by Coordination to an Asymmetric Anion, *Adv. Energy Sustainability Res.*, 2021, **2**, 2000078.
- 26 L. Suo, O. Borodin, W. Sun, X. Fan, C. Yang, F. Wang, T. Gao, Z. Ma, M. Schroeder, A. von Cresce, S. M. Russell, M. Armand, A. Angell, K. Xu and C. Wang, Advanced High-Voltage Aqueous Lithium-Ion Battery Enabled by “Water-in-Bisalt” Electrolyte, *Angew. Chem.*, 2016, **128**, 7252–7257.
- 27 H. Li, T. Kurihara, D. Yang, M. Watanabe and T. Ishihara, A novel aqueous dual-ion battery using concentrated bisalt electrolyte, *Energy Storage Mater.*, 2021, **38**, 454–461.
- 28 T. A. Nigatu, H. K. Bezabh, B. W. Taklu, B. W. Olbasa, Y. T. Weng, S. H. Wu, W. N. Su, C. C. Yang and B. J. Hwang, Synergetic effect of water-in-bisalt electrolyte and hydrogen-bond rich additive improving the performance of aqueous batteries, *J. Power Sources*, 2021, **511**, 230413.
- 29 X. Ren, S. Chen, H. Lee, D. Mei, M. H. Engelhard, S. D. Burton, W. Zhao, J. Zheng, Q. Li, M. S. Ding, M. Schroeder, J. Alvarado, K. Xu, Y. S. Meng, J. Liu, J. G. Zhang and W. Xu, Localized High-Concentration Sulfone Electrolytes for High-Efficiency Lithium-Metal Batteries, *Chem*, 2018, **4**, 1877–1892.
- 30 S. Chen, J. Zheng, D. Mei, K. S. Han, M. H. Engelhard, W. Zhao, W. Xu, J. Liu and J. G. Zhang, High-Voltage Lithium-Metal Batteries Enabled by Localized High-Concentration Electrolytes, *Adv. Mater.*, 2018, **30**, 1–7.
- 31 C. M. Efaw, Q. Wu, N. Gao, Y. Zhang, H. Zhu, K. Gering, M. F. Hurley, H. Xiong, E. Hu, X. Cao, W. Xu, J.-G. Zhang, E. J. Dufek, J. Xiao, X.-Q. Yang, J. Liu, Y. Qi and B. Li, Localized high-concentration electrolytes get more localized through micelle-like structures, *Nat. Mater.*, 2023, **22**, 1531–1539.
- 32 W. A. Henderson, D. M. Seo, S.-D. Han and O. Borodin, Electrolyte Solvation and Ionic Association. VII. Correlating Raman Spectroscopic Data with Solvate Species, *J. Electrochem. Soc.*, 2020, **167**, 110551.
- 33 Y. Zhang, N. H. Lewis, J. Mars, G. Wan, N. J. Weadock, C. J. Takacs, M. R. Lukatskaya, H. G. Steinrück, M. F. Toney, A. Tokmakoff and E. J. Maginn, Water-in-Salt LiTFSI Aqueous Electrolytes. 1. Liquid Structure from Combined Molecular Dynamics Simulation and Experimental Studies, *J. Phys. Chem. B*, 2021, **125**, 4501–4513.
- 34 Z. Yu, L. A. Curtiss, R. E. Winans, Y. Zhang, T. Li and L. Cheng, Asymmetric Composition of Ionic Aggregates and the Origin of High Correlated Transference Number in Water-in-Salt Electrolytes, *J. Phys. Chem. Lett.*, 2020, **11**, 1276–1281.
- 35 R. Andersson, F. Arén, A. A. Franco and P. Johansson, CHAMPION: Chalmers hierarchical atomic, molecular, polymeric and ionic analysis toolkit, *J. Comput. Chem.*, 2021, **42**, 1632–1642.
- 36 M. Vatin, M. Duvail, P. Guilbaud and J.-F. Dufrêche, Thermodynamics of Malonamide Aggregation Deduced from Molecular Dynamics Simulations, *J. Phys. Chem. B*, 2021, **125**, 3409–3418.
- 37 G. Feng, M. Chen, S. Bi, Z. A. Goodwin, E. B. Postnikov, N. Brilliantov, M. Urbakh and A. A. Kornyshev, Free and Bound States of Ions in Ionic Liquids, Conductivity, and Underscreening Paradox, *Phys. Rev. X*, 2019, **9**, 21024.
- 38 N. Molinari, J. P. Mailoa and B. Kozinsky, General Trend of a Negative Li Effective Charge in Ionic Liquid Electrolytes, *J. Phys. Chem. Lett.*, 2019, **10**, 2313–2319.
- 39 N. Molinari, Y. Xie, I. Leifer, A. Marcolongo, M. Kornbluth and B. Kozinsky, Spectral Denoising for Accelerated Analysis of Correlated Ionic Transport, *Phys. Rev. Lett.*, 2021, **127**, 025901.

- 40 N. Molinari, J. P. Mailoa, N. Craig, J. Christensen and B. Kozinsky, Transport Anomalies Emerging from Strong Correlation in Ionic Liquid Electrolytes, *J. Power Sources*, 2019, **428**, 27–36.
- 41 M. McEldrew, Z. A. H. Goodwin, N. Molinari, B. Kozinsky, A. A. Kornyshev and M. Z. Bazant, Salt-in-Ionic-Liquid Electrolytes: Ion Network Formation and Negative Effective Charges of Alkali Metal Cations, *J. Phys. Chem. B*, 2021, **125**, 13752–13766.
- 42 C. Zhang, S. Yue, A. Z. Panagiotopoulos, M. L. Klein and X. Wu, Dissolving salt is not equivalent to applying a pressure on water, *Nat. Commun.*, 2022, **13**, 8–13.
- 43 I. Rey, P. Johansson, J. Lindgren and J. C. Lasse, Spectroscopic and Theoretical Study of (CF<sub>3</sub>SO<sub>2</sub>)<sub>2</sub>N-(TFSI) and (CF<sub>3</sub>SO<sub>2</sub>)<sub>2</sub>NH (HTFSI), *J. Phys. Chem. A*, 1998, **102**, 3249–3258.
- 44 A. France-Lanord and J. C. Grossman, Correlations from Ion Pairing and the Nernst-Einstein Equation, *Phys. Rev. Lett.*, 2019, **122**, 136001.
- 45 Z. Li, R. Bouchal, T. Mendez-Morales, A. L. Rollet, C. Rizzi, S. Le Vot, F. Favier, B. Rotenberg, O. Borodin, O. Fontaine and M. Salanne, Transport Properties of Li-TFSI Water-in-Salt Electrolytes, *J. Phys. Chem. B*, 2019, **123**, 10514–10521.
- 46 M. Zhang, H. Hao, D. Zhou, Y. Duan, Y. Wang and H. Bian, Understanding the Microscopic Structure of a "water-in-Salt" Lithium Ion Battery Electrolyte Probed with Ultrafast IR Spectroscopy, *J. Phys. Chem. C*, 2020, **124**, 8594–8604.
- 47 H. K. Bergstrom and B. D. McCloskey, Ion Transport in (Localized) High Concentration Electrolytes for Li-Based Batteries, *ACS Energy Lett.*, 2024, 373–380.
- 48 C. Fang, A. Mistry, V. Srinivasan, N. P. Balsara and R. Wang, Elucidating the Molecular Origins of the Transference Number in Battery Electrolytes Using Computer Simulations, *JACS Au*, 2023, **3**, 306–315.
- 49 K. Goloviznina, A. Serva and M. Salanne, Formation of Polymer-Like Nanochains with Short Lithium-Lithium Distances in a Water-in-Salt Electrolyte, *J. Am. Chem. Soc.*, 2024, **146**, 8142–8148.
- 50 W. Zhang, H. Xia, Z. Zhu, Z. Lv, S. Cao, J. Wei, Y. Luo, Y. Xiao, L. Liu and X. Chen, Decimal Solvent-Based High-Entropy Electrolyte Enabling the Extended Survival Temperature of Lithium-Ion Batteries to -130 °C, *CCS Chem.*, 2020, **3**, 1245–1255.
- 51 B. Hess, C. Kutzner, D. van der Spoel and E. Lindahl, GROMACS 4: Algorithms for Highly Efficient, Load-Balanced, and Scalable Molecular Simulation, *J. Chem. Theory Comput.*, 2008, **4**, 435–447.
- 52 J. N. Canongia Lopes, J. Deschamps and A. A. Pádua, Modeling Ionic Liquids Using a Systematic All-Atom Force Field, *J. Phys. Chem. B*, 2004, **108**, 2038–2047.
- 53 H. J. C. Berendsen, J. R. Grigera and T. P. Straatsma, The missing term in effective pair potentials, *J. Phys. Chem.*, 1987, **91**, 6269–6271.