

SCIENTIFIC REPORTS

OPEN

Thermodynamics and efficiency of an autonomous on-chip Maxwell's demon

Aki Kutvonen¹, Jonne Koski² & Tapio Ala-Nissila^{1,3}

Received: 25 November 2015

Accepted: 04 January 2016

Published: 18 February 2016

In his famous letter in 1870, Maxwell describes how Joule's law can be violated "only by the intelligent action of a mere guiding agent", later coined as Maxwell's demon by Lord Kelvin. In this letter we study thermodynamics of information using an experimentally feasible Maxwell's demon setup based a single electron transistor capacitively coupled to a single electron box, where both the system and the Demon can be clearly identified. Such an engineered on-chip Demon measures and performs feedback on the system, which can be observed as cooling whose efficiency can be adjusted. We present a detailed analysis of the system and the Demon, including the second law of thermodynamics for bare and coarse grained entropy production and the flow of information as well as efficiency of information production and utilization. Our results demonstrate how information thermodynamics can be used to improve functionality of modern nanoscale devices.

Recent development of stochastic thermodynamics has extended the traditional macroscopic theory to small scales and non-equilibrium processes beyond linear response^{1–4}. Information thermodynamics^{5–9}, which additionally considers processes that include information, measurement, and feedback, allows quantified studies on problems such as Maxwell's demon¹⁰. The Demon is known as an object that acquires microscopic information of a system and applies feedback to decrease its entropy while, to retain the second law of thermodynamics, generates at least an equal amount of entropy. The emergence of nanotechnology has given rise to various theoretical proposals^{11–15} as well as experimental realizations^{5,16–20} of a Maxwell's demon. The most recent studies in the field consider autonomous Demons - setups containing both the system measured and the Demon such that both the measurement and feedback are performed internally and no microscopic information needs to exit the system^{8,9,12,13,21,22}.

Recently it has been experimentally shown that an autonomous Maxwell's demon²⁰ device based on single electron tunneling at low temperatures^{14,23–26} can produce negative entropy in form of cooling its environment. More precisely, in the setup, a single electron transistor (SET)²⁷, acts as the system to be measured, while the measurement and feedback is performed internally based on Coulomb interaction by a capacitively coupled single electron box, which acts as the Demon. The device has a limited number of relevant degrees of freedom, clear separation of different time scales, and well defined and measurable energy scales making it particularly suitable for studying dissipation at microscopic scales. In addition the device only requires fixed external voltage sources and a sufficiently low bath temperature to produce apparent negative entropy. The tunneling rates are not controlled externally during the operation. Here we study the role of information in the operation of the device in detail and show that by adjusting the properties of the Demon, the system's performance as a nanoscale cooling machine, including its efficiency, can be analyzed and tuned with thermodynamics of information.

Results

Model. Figure 1(a) shows a schematic of the device. A metallic island is connected to two external leads via tunnel junctions, both with an equal tunneling resistance of $R_L = R_R = R$, where the indices refer to 'left' and the 'right' junctions. This forms the SET system that is measured. A detector - the actual Maxwell's demon is a single electron box, consisting of a metallic island connected to a grounded lead by a tunnel junction with tunneling resistance R_D . The system and the Demon islands are capacitively coupled to each other, and the whole setup is

¹COMP Center of Excellence, Department of Applied Physics, Aalto University School of Science, P.O. Box 11000, FI-00076 Aalto, Espoo, Finland. ²Low Temperature Laboratory, Department of Applied Physics, Aalto University School of Science, P.O. Box 13500, FI-00076 Aalto, Espoo, Finland. ³Department of Physics, Box 1843, Brown University, Providence RI 02912-1843, USA. Correspondence and requests for materials should be addressed to A.K. (email: aki.kutvonen@gmail.com)




Figure 1. Schematic of the setup and the cooling cycle. Left panel: A schematic picture of voltage biased SET capacitively coupled to an SEB detector, which acts as the Demon in the setup. Without seeing the Demon, the observer sees the SET system cooling even though the current runs through it. This would be a violation of Joule's law and second law of thermodynamics. However, the second law is retained by the heat dissipation in the Demon. Image by Heikka Valja. Right panel: The cooling cycle and dissipation in each step of the cycle. System tunneling events use thermal fluctuations to move the electron against the energy barrier. These events, illustrated in up and bottom images are accompanied by negative dissipation and cooling of the system. The Demon tunneling events on the contrary dissipate and thus heat up the Demon.

coupled to a phonon bath at inverse temperature $\beta = 1/(k_B T)$. Finally, the system is biased by voltage V so that the current runs from left to right, and the total Hamiltonian is given by

$$H = \frac{eV}{2}l + \frac{eV}{2}(-l - x) + E_C^{sys}(x - \lambda_x)^2 + E_C^{dem}(y - \lambda_y)^2 + \kappa(x - \lambda_x)(y - \lambda_y), \quad (1)$$

where E_C^{sys} and E_C^{dem} denote the charging energies of the system and the Demon island, respectively, λ_x and λ_y are external electrostatic control parameters, x and y denote the number of excess electrons in the system and the Demon, respectively, l is the number of electrons on the left lead, and κ is the coupling energy. The dynamics are bipartite meaning that state (l, x, y) may change by consecutive single electron tunneling events through the left junction $(l, x, y) \rightarrow (l \pm 1, x \pm 1, y)$, the right junction $(l, x, y) \rightarrow (l, x \pm 1, y)$, or the Demon junction $(l, x, y) \rightarrow (l, x, y \pm 1)$. Each tunneling event $i \rightarrow f$, as a short notation of $(l_i, x_i, y_i) \rightarrow (l_f, x_f, y_f)$, has an energy cost directly given by Eq. (1) as $E_{i \rightarrow f} = H(l_f, x_f, y_f) - H(l_i, x_i, y_i)$, and the corresponding tunneling rate is given by

$$\Gamma_{i \rightarrow f} = \frac{1}{e^2 R_v} \frac{E_{i \rightarrow f}}{e^{\beta E_{i \rightarrow f}} - 1}, \quad (2)$$

where $v = L, R, D$ refers to the junction associated with the transition $i \rightarrow f$ (cf. Fig. 1). Higher order tunneling events are neglected, which is justified when tunneling resistances are much higher than the quantum resistance, i.e. $R, R_D \gg R_K = h/e^2$.

Energetics of electron tunneling in the setup. Next, we consider the operation of the setup at $\lambda_x = \lambda_y = 1/2$, $eV < \kappa$, and $k_B T \ll \kappa$, E_C^{sys} , E_C^{dem} . It is then sufficient to consider only the lowest energy states $(x, y) \in \{(0, 0), (0, 1), (1, 0), (1, 1)\}$. The energy cost for a tunneling event in the system is

$${}^{L(R)}E_{x:0 \rightarrow 1}^y = \kappa \left(y - \frac{1}{2} \right) \left(\mp \right) \frac{eV}{2} = -{}^{L(R)}E_{x:1 \rightarrow 0}^y, \quad (3)$$

where the $+$ and $-$ signs are used in case of tunnelling through the left (L) or right junction (R), respectively, as indicated in the superscript on the left of E . The energy cost for a Demon tunneling event is

$${}^D E_x^{y:0 \rightarrow 1} = \kappa \left(x - \frac{1}{2} \right) = -{}^D E_x^{y:1 \rightarrow 0}, \quad (4)$$

where D denotes for the Demon. Note that neither Eq. (3) nor (4) depend on l . The energy is minimized when the islands have a single excess electron in total. Escaping the corresponding states $(0, 1)$ and $(1, 0)$ has an energy cost $\kappa/2$ for the Demon, and $(\kappa - eV)/2$ for the system. Relaxing back from $(1, 1)$ or $(0, 0)$ has an energy cost $-\kappa/2$ for the Demon, and $-(\kappa + eV)/2$ for the system. With an appropriate choice of $R_D \ll R$ and V , it is possible to realize a situation, where the energetically unfavored states $(1, 1)$ and $(0, 0)$ tend to relax through the Demon tunnel junction. As a result, when a tunneling event occurs in the system, cooling it by $(\kappa - eV)/2$, the Demon rapidly reacts

through another tunneling event, resuming the setup back to its ground state. This forms a cycle, illustrated in Fig. 1(b), where electric current flows through the SET while cooling it down by $\kappa - eV$ for each passing electron apparently violating Joule's law²⁰. However, Joule's law is retained by noting the heat κ dissipated in the Demon.

Thermodynamics of the Demon. The probability distribution of the state (l, x, y) , $p_i \equiv p_{l,x,y}$, follows the master equation $\dot{p}_i = -\sum_f J_{i \rightarrow f}$, where

$$J_{i \rightarrow f} = \Gamma_{i \rightarrow f} p_i - \Gamma_{f \rightarrow i} p_f, \quad (5)$$

is the particle current from (l, x, y) to (l, x, y) . We are interested in performance of the setup at steady state $\dot{p}_{l,x,y} = 0$. Such a state has no knowledge on the actual value of number of electrons on the left lead, l , i.e. $p_{l,x,y} = p_0 p_{x,y}$. The total entropy S_{tot} is a sum of the (dimensionless) Shannon entropy $S = -\sum_k p_k \ln p_k$ and the reservoir entropy $S_r = \beta Q_T$ ²⁸. The entropy production rate can be expressed as

$$\dot{S}_{\text{tot}} = \frac{1}{2} \sum_{i,f} J_{i \rightarrow f} \ln \left(\frac{p_i \Gamma_{i \rightarrow f}}{p_f \Gamma_{f \rightarrow i}} \right), \quad (6)$$

which is always non-negative. Further, proceeding as proposed in ref. 8, Eq. (6) splits in two non-negative contributions: One produced by tunneling events in the system,

$$\begin{aligned} \dot{S}_{\text{tot}}^X &= \sum_{x,y} J_{x \rightarrow x+1}^L \ln \left(\frac{L \Gamma_{x \rightarrow x+1}^y p_{x,y}}{L \Gamma_{x+1 \rightarrow x}^y p_{x+1,y}} \right) \\ &\quad + \sum_{x,y} J_{x \rightarrow x+1}^R \ln \left(\frac{R \Gamma_{x \rightarrow x+1}^y p_{x,y}}{R \Gamma_{x+1 \rightarrow x}^y p_{x+1,y}} \right) \\ &= \beta \dot{Q}_S - \dot{I}^X \geq 0, \end{aligned} \quad (7)$$

and another describing entropy produced by tunneling events in the Demon:

$$\begin{aligned} \dot{S}_{\text{tot}}^Y &= \sum_{x,y} J_x^{y \rightarrow y+1} \ln \left(\frac{D \Gamma_x^{y \rightarrow y+1} p_{x,y}}{D \Gamma_x^{y+1 \rightarrow y} p_{x,y+1}} \right) \\ &= \beta \dot{Q}_D - \dot{I}^Y \geq 0, \end{aligned} \quad (8)$$

where \dot{I}^X and \dot{I}^Y are the changes in the mutual information $I = -\ln[p_{x,y}/(\sum_x p_{x,y} \sum_y p_{x,y})]$ due to the tunneling events in the Demon and the system, respectively, and $\dot{Q}_S = \dot{Q}_L + \dot{Q}_R$ and \dot{Q}_D are the heat dissipation rates in the system and the Demon. The heat dissipation rate in each junction is

$$\begin{aligned} \dot{Q}_{L(R)} &= -\sum_{x,y} J_{x \rightarrow x+1}^{L(R)} E_{x \rightarrow x+1}^y; \\ \dot{Q}_D &= -\sum_{x,y} J_x^{y \rightarrow y+1} E_x^{y \rightarrow y+1}. \end{aligned} \quad (9)$$

The substitution with \dot{Q} as in Eqs (7) and (8) results from local detailed balance, $Q_{i \rightarrow f} = -E_{i \rightarrow f} = k_B T_u \ln(\Gamma_{i \rightarrow f}/\Gamma_{f \rightarrow i})$ ²⁹. The term

$$\dot{I}^Y = \sum_{x,y} W_x^{y \rightarrow y+1} \ln \frac{p(x|y+1)}{p(x|y)}, \quad (10)$$

where $W_{x_i \rightarrow x_f}^y = L \Gamma_{x_i \rightarrow x_f}^{y=0} + R \Gamma_{x_i \rightarrow x_f}^y$. The term \dot{I}^Y is the rate of mutual information produced by the Demon and quantifies how much transitions in y increase correlation between x and y ⁵. In steady state the total time derivative of I vanishes, but there is a flow of information $\dot{I}^Y = -\dot{I}^X$ between the Demon and the system. The terms \dot{I}^X and \dot{I}^Y also give the change in the Shannon entropy of the total system induced by a transition in the system and the Demon, respectively.

Demon as a refrigerator. In the low temperature regime, where both the system and the Demon have only two possible values of charge occupancy, the probability distribution is given by

$$p_{0,1} = p_{1,0} = \frac{1}{2} \frac{\Gamma_r}{\Gamma_r + \Gamma_e}; \quad p_{0,0} = p_{1,1} = \frac{1}{2} \frac{\Gamma_e}{\Gamma_r + \Gamma_e}, \quad (11)$$

where $\Gamma_r = L \Gamma_{x:0 \rightarrow 1}^{y=0} + R \Gamma_{x:0 \rightarrow 1}^{y=0} + D \Gamma_{x:0 \rightarrow 1}^{y=0 \rightarrow 1}$ is the relaxation rate and $\Gamma_e = L \Gamma_{x:0 \rightarrow 1}^{y=1} + R \Gamma_{x:0 \rightarrow 1}^{y=1} + D \Gamma_{x:0 \rightarrow 1}^{y=1 \rightarrow 0}$ is the excitation rate. For any $V \neq 0$, $\dot{I}^Y > 0$, implying that the tunneling events over the Demon junction on average increase the correlation between x and y . Since $\dot{I}^X = -\dot{I}^Y$, the mutual information produced by the Demon is consumed

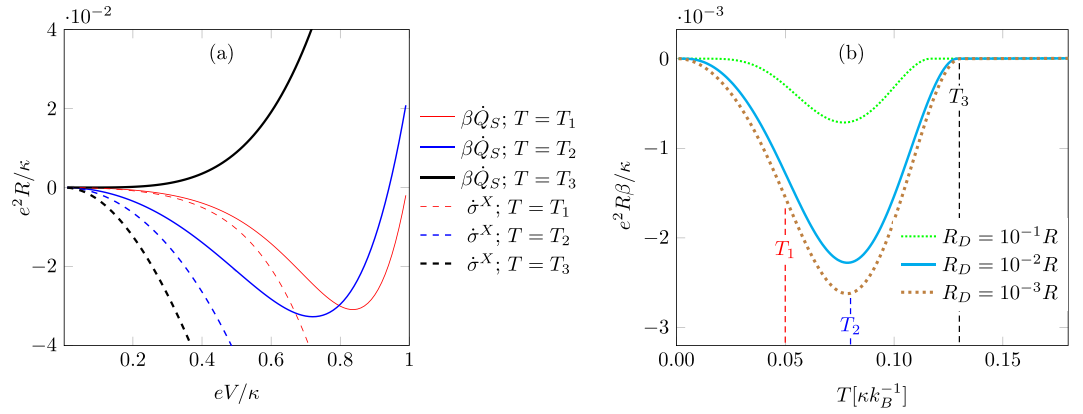


Figure 2. Entropy production rate and cooling power dependence on temperature and bias voltage.

(a) Entropy production rate $\beta\dot{Q}_S$ and the coarse grained entropy production rate $\dot{\sigma}^X$ in the fast Demon limit ($R_D = 10^{-3}R$) in different operating temperatures as a function of bias to coupling energy ratio. The coarse grained entropy is always negative and underestimates the entropy production. At low enough operating temperatures, there exists an optimal non zero bias voltage where the cooling is maximized. In higher temperatures no cooling is obtained. Temperatures used here are $T_1 = 0.05\kappa k_B^{-1}$, $T_2 = 0.08\kappa k_B^{-1}$ and $T_3 = 0.13\kappa k_B^{-1}$. (b) Minimum system dissipation rate \dot{Q}_S (with optimal bias voltage) as a function of operating temperature with three different Demon reaction rates (R_D^{-1}). Smaller resistance R_D makes the Demon faster and more cooling is obtained. At temperatures higher than T_3 no cooling is obtained, while there exists an optimal operating temperature T_2 where the cooling power is maximized. Results are obtained by numerically solving the master equation with rates of Eq. (2).

in the system. To satisfy Eq. (8) the Demon must dissipate enough heat to its environment. The negative flow of information \dot{I}^X allows for negative $\beta\dot{Q}_S < 0$ dissipation rate for the system without breaking the second law of Eq. (7), as shown in Fig. 2(a).

The heat dissipation rate in the system, Eq. (9), may be written as:

$$\dot{Q}_L = \dot{Q}_R = -\left(\frac{\kappa - eV}{2}\Gamma_{x:1 \rightarrow 0}^{y=0} + \frac{\kappa + eV}{2}\Gamma_{x:0 \rightarrow 1}^{y=1}\right)p_{0,1} + \left(\frac{\kappa - eV}{2}\Gamma_{x:0 \rightarrow 1}^{y=0} + \frac{\kappa + eV}{2}\Gamma_{x:1 \rightarrow 0}^{y=1}\right)p_{1,1}, \quad (12)$$

where the first term is always negative, and the second term is always positive. Thus increasing the probability $p_{0,1}$ increases the cooling power. Therefore, as can be seen from Eq. (11), the maximum cooling power is obtained when the tunneling rate over the Demon junction is maximized²⁰. This is in agreement with the numerical results which show that a faster Demon ($R_D < R$) gives rise to more cooling power as shown in Fig. 2(b). The operating temperature T has to be sufficiently low, less than $0.13\kappa k_B^{-1}$, in order to obtain cooling. In addition, if $R_D < R$, the optimal temperature, where the cooling power is maximized is roughly at $0.08\kappa k_B^{-1}$.

Coarse grained entropy. We next examine entropy production in the setup, but now assuming that only the states of the system and the Demon, x and y , are observed, and focus on the information exchange between the system and the Demon similar to refs 8,13. Therefore, we only consider the change $x_i \rightarrow x_f$ but do not distinguish whether the electron tunnels through the left or the right junction. With this approach the total entropy production rate is again given by Eq. (6), but the x degree of freedom changes at the effective rate $W_{x_i \rightarrow x_f}^y = {}^L\Gamma_{x_i \rightarrow x_f}^y + {}^R\Gamma_{x_i \rightarrow x_f}^y$. The total entropy production rate of the system is (cf. Eq. (7))

$$S_{\text{cg}}^X = \dot{\sigma}^X + \dot{I}^Y \geq 0, \quad (13)$$

where $\dot{\sigma}^X = 1/2 \sum_{i,f} J_{i \rightarrow f} \sigma^X$ and $\sigma^X = \ln(W_{x_i \rightarrow x_f}^y / W_{x_f \rightarrow x_i}^y)$ defines the (coarse grained) entropy produced by the transition $x_i \rightarrow x_f$. In our setup, for non-zero bias, the entropy $\dot{\sigma}^X$ is always negative and thus the device works as a Maxwell's Demon, as shown in Fig. 2(a).

Efficiency of production and utilization of information. As shown in Fig. 3(a), a Demon with higher reaction rate (R_D^{-1}) is able to produce more information \dot{I}^Y . The entropic cost for sustaining the flow of information is the dissipation rate in the Demon $\beta\dot{Q}_D$ through heat⁸. We define $\epsilon_Y = \dot{I}^Y / \beta\dot{Q}_D$ that characterizes the efficiency of the Demon information production. In Fig. 3(b) we show that a faster Demon is more efficient and in the limit of extremely fast reacting Demon, the flow of information \dot{I}^Y coincides with the heat dissipation rate, i.e. $\dot{I}^Y = \beta\dot{Q}_D$, corresponding the maximum efficiency of $\epsilon_Y = 1$. The same result is obtained analytically by assuming the Demon is fast enough to thermalize on a time scale faster than the transitions occur in the system.

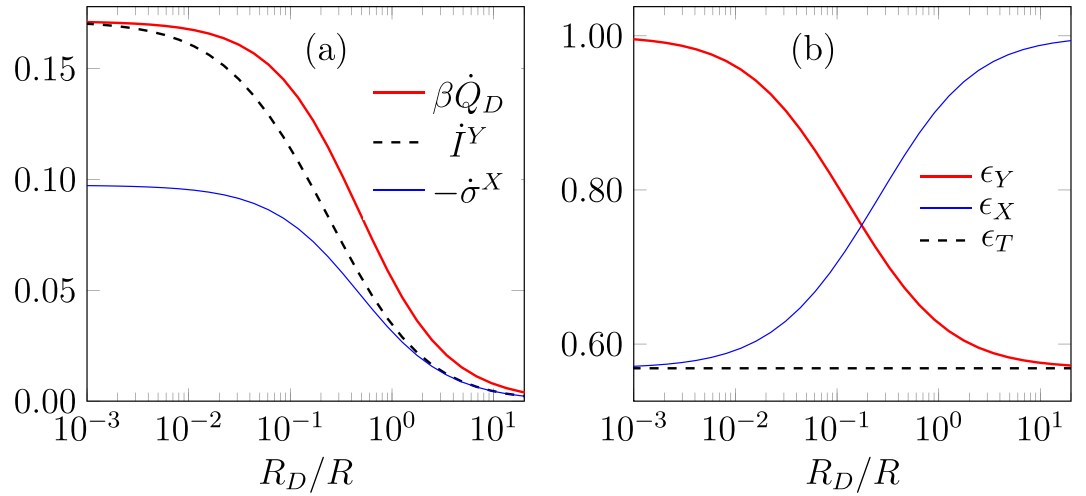


Figure 3. Flow of information and the efficiency of its production and utilization. (a) Entropy production rate in the Demon $\beta\dot{Q}_D$, flow of information \dot{I}^Y , and the coarse grained entropy production rate $\dot{\sigma}^X$ in the system as a function of Demon tunneling resistance (R_D). Smaller resistance makes the Demon faster. While the apparent entropy production rate in the system $\dot{\sigma}^X < 0$, the total entropy production rate $\dot{S}_{\text{cg}}^X = \dot{\sigma}^X + \dot{I}^Y \geq 0$ (Eq. (13)). In addition, the Demon entropy production rate is always the largest of the three ensuring the inequality $\dot{S}_{\text{tot}}^Y = \beta\dot{Q}_D + \dot{I}^Y \geq 0$ (Eq. (8)). (b) The efficiency of information production, ϵ_Y , its utilization, ϵ_X , and that of the whole production-utilization, ϵ_T . In the fast Demon limit ($R_D \ll R$), the flow of information in the Demon equals the heat dissipation rate ($\epsilon_Y = 1$), while in the slow limit the utilization of information flow becomes efficient ($\epsilon_X = 1$). Parameters in both (a,b) are those optimal for maximum cooling power, $T = 0.08\kappa k_B^{-1}$ and $eV/\kappa = 0.72$, extracted from data shown in Fig. 2 of the main text.

On the system side the apparent violation of the second law ($\dot{\sigma}^X < 0$) is provided by the flow of information \dot{I}^Y , which the system is able to utilize with efficiency $\epsilon_X = -\dot{\sigma}^X/\dot{I}^Y$. Contrary to ϵ_Y , ϵ_X increases when the Demon is slower (large R_D) as shown in Fig. 3(a,b). We obtain, both analytically and numerically, that in the case of a very slow Demon, we have $\dot{I}^Y = -\dot{\sigma}^X$, which corresponds to the maximum efficiency of $\epsilon_X = 1$.

Furthermore, a straightforward calculation shows that the efficiency of the whole measurement-feedback cycle, defined as $\epsilon_T = \epsilon_X\epsilon_Y = -\dot{\sigma}^X/\beta\dot{Q}_D$ is given by

$$\epsilon_T = 2/(\beta\kappa)\sigma_r^X, \quad (14)$$

where $\sigma_r^X = \ln[W_{0 \rightarrow 1}^0/W_{1 \rightarrow 0}^0]$ is the coarse grained entropy production in the relaxation from (0, 0) to (1, 0) or equivalently from (1, 1) to (0, 1). Furthermore, this efficiency is independent of the Demon reaction rate R_D^{-1} , and thus a better Demon performance decreases the efficiency ϵ_X of the system as shown in Fig. 3(b). The flow of mutual information in the fast and slow demon regimes is analyzed in the Supplementary material in detail.

Relation between coarse grained and bare entropies. We next study the relation between the entropy production rate $\beta\dot{Q}_S$ and $\dot{\sigma}^X$. Because the rates W do not satisfy local detailed balance condition, σ^X differs from the entropy βQ_S . However, as shown in the Supplementary material, the entropies are related as

$$\langle e^{-\beta Q_S} \rangle = e^{-\sigma^X}, \quad (15)$$

where $\langle \rangle$ denotes averaging over the conditional probabilities $P_L = \Gamma_y^{xx'}/(\Gamma_y^{xx'} + \Gamma_y^{xx'})$ and $P_R = \Gamma_y^{xx'}/(\Gamma_y^{xx'} + \Gamma_y^{xx'})$ to tunnel over the left and right junctions, respectively. Furthermore, Eq. (15) results in an integral fluctuation theorem for the coarse graining cost $S_{\text{cg}} = \beta Q_S - \sigma^X$:

$$\langle e^{-S_{\text{cg}}} \rangle = 1, \quad (16)$$

which by using Jensen's inequality gives

$$\langle S_{\text{cg}} \rangle \geq 0, \quad (17)$$

implying that the coarse grained entropy underestimates the bare entropy production. This can also be seen in Fig. 2(a), while in the small bias $eV/\kappa \ll 1$ and at low temperature T the entropy production rates $\beta\dot{Q}_S$ and $\dot{\sigma}^X$ coincide. By observing only the x degree of freedom there can be an apparent violation of the second law, $\dot{\sigma}^X < 0$, even in the regime where the bare entropy production rate $\beta\dot{Q}_S$ is positive. However, as can also be seen in Fig. 3(a), the coarse grained entropy production rate including the information, $\dot{S}_{\text{cg}}^X = \dot{\sigma}^X + \dot{I}^Y$ is positive (Eq. (13)).

The positivity of the coarse graining cost, Eq. (17), then also ensures positivity of the entropy production rate $\dot{S}_{\text{tot}}^X = \beta \dot{Q}_S + \dot{S}^X \geq 0$ (Eq. (7)).

Discussion

To summarize, we have analyzed entropy production and flow of information in the experimentally feasible isothermal nanoscale device described in Fig. 1(a). The setup works as a Maxwell's demon device, where both the system and the Demon can be identified and where the measurement and the feedback are performed internally by the on-chip Demon. We have shown that depending on which variables are accessible for measurement, different apparent negative entropy productions result, however, the second law of thermodynamics always holds for the total combined system. Nevertheless, the performance and efficiency of the device to function as a cooler can be analyzed and adjusted by using thermodynamics of information. Thus, we conclude that information thermodynamics can be used to construct nanoscale devices with desired thermodynamic properties, e.g. to design dissipation in the device.

References

1. Jarzynski, C. Equalities and inequalities: irreversibility and the second law of thermodynamics at the nanoscale. *Annu. Rev. Condens. Matter Phys.* **2**, 329 (2011).
2. Seifert, U. Stochastic thermodynamics, fluctuation theorems and molecular machines. *Rep. Prog. Phys.* **75**, 126001 (2012).
3. Bustamante, C., Liphardt, J. & Ritort, F. The nonequilibrium thermodynamics of small systems. *Phys. Today* **58**, 43 (2005).
4. Collin, D., Ritort, F., Jarzynski, C., Smith, S. B. & Tinoco, I. Verification of the Crooks fluctuation theorem and recovery of RNA folding free energies. *Nature* **437**, 231 (2005).
5. Parrondo, J. M. R., Horowitz, J. M. & Sagawa, T. Thermodynamics of information. *Nat. Phys.* **11**, 131 (2015).
6. Sagawa, T. & Ueda, M. Generalized Jarzynski equality under nonequilibrium feedback control. *Phys. Rev. Lett.* **104**, 090602 (2010).
7. Sagawa, T. & Ueda, M. Nonequilibrium thermodynamics of feedback control. *Phys. Rev. E* **85**, 021104 (2012).
8. Horowitz, J. M. & Esposito, M. Thermodynamics with continuous information flow. *Phys. Rev. X* **4**, 031015 (2014).
9. Barato, A. C. & Seifert, U. Thermodynamics with continuous information flow. *Phys. Rev. Lett.* **112**, 090601 (2014).
10. Leff, H. S. & Rex, A. F. *Maxwell's Demon 2*. (IOP Publishing, 2003).
11. Horowitz, J. M., Sagawa, T. & Parrondo, J. M. R. Imitating chemical motors with optimal information motors. *Phys. Rev. Lett.* **111**, 010602 (2013).
12. Mandal, D., Quan, H. T. & Jarzynski, C. Maxwell's refrigerator: an exactly solvable model. *Phys. Rev. Lett.* **111**, 030602 (2013).
13. Strasberg, P., Schaller, G., Brandes, T. & Esposito, M. Thermodynamics of a physical model implementing a Maxwell demon. *Phys. Rev. Lett.* **110**, 040601 (2013).
14. Averin, D. V. & Pekola, J. P. Statistics of the dissipated energy in driven single-electron transitions. *EPL Europhys. Lett.* **96**, 67004 (2011).
15. Barato, A. C. & Seifert, U. An autonomous and reversible Maxwell's demon. *EPL Europhys. Lett.* **101**, 60001 (2013).
16. Toyabe, S., Sagawa, T., Ueda, M., Muneyuki, E. & Sano, M. Experimental demonstration of information-to-energy conversion and validation of the generalized Jarzynski equality. *Nat. Phys.* **6**, 988 (2010).
17. Koski, J. V., Maisi, V. F., Sagawa, T. & Pekola, J. P. Experimental observation of the role of mutual Information in the nonequilibrium dynamics of a Maxwell demon. *Phys. Rev. Lett.* **113**, 030601 (2014).
18. Koski, J. V., Maisi, V., Pekola, J. P. & Averin, D. V. Experimental realization of a Szilard engine with a single electron. *Pnas* **111**, 13786 (2014).
19. Roldan, E., Martinez, I. A., Parrondo, J. M. R. & Petrov, D. Universal features in the energetics of symmetry breaking. *Nat. Phys.* **10**, 457 (2014).
20. Koski, J. V., Kutvonen, A., Ala-Nissila, T. & Pekola, J. P. On-chip Maxwell's demon as an information-powered refrigerator. *Phys. Rev. Lett.* **115**, 260602 (2015).
21. Shiraishi, N. & Sagawa, T. Fluctuation theorem for partially-masked nonequilibrium dynamics. *Phys. Rev. E* **91**, 012130 (2015).
22. Ito, S. & Sagawa, T. Maxwell's demon in biochemical signal transduction with feedback loop. *Nat. Commun.* **6** (2015).
23. Averin, D. V. & Likharev, K. K. Coulomb blockade of single-electron tunneling, and coherent oscillations in small tunnel junctions. *J. Low Temp. Phys.* **62**, 345 (1986).
24. Lafarge, P., Pothier, H., Williams, E. R., Esteve, D., Urbina, C. & Devoret, M. H. Direct observation of macroscopic charge quantization. *Z. Phys. B Con. Mat.* **85**, 327–332 (1991).
25. Büttiker, M. Zero-current persistent potential drop across small-capacitance Josephson junctions. *Phys. Rev. B* **36**, 3548–3555 (1987).
26. Pekola, J. P., Kutvonen, A. & Ala-Nissila, T. Dissipated work and fluctuation relations for non-equilibrium single-electron transitions. *J. Stat. Phys.* P02033 (2013).
27. Kastner, M. A. The single-electron transistor. *Rev. Mod. Phys.* **64**, 849 (1992).
28. Schnakenberg, J. Network theory of microscopic and macroscopic behavior of master equation systems. *Rev. Mod. Phys.* **48**, 571 (1976).
29. Seifert, U. Stochastic thermodynamics: principles and perspectives. *Eur. Phys. J. B* **64**, 423 (2008).

Acknowledgements

This research has been supported by the Academy of Finland through its Centres of Excellence Programs (project nos 251748 and 250280), the European Union Seventh Framework Programme INFERNOS (FP7/2007–2013) under grant agreement no. 308850, and the Väisälä Foundation. We wish to thank Jukka Pekola, Samu Suomela, Ivan Khaymovich and Takahiro Sagawa for useful comments.

Author Contributions

All authors contributed to writing and reviewing the manuscript. A.K. and J.K. wrote the first draft and A.K. prepared figures 1–3.

Additional Information

Supplementary information accompanies this paper at <http://www.nature.com/srep>

Competing financial interests: The authors declare no competing financial interests.

How to cite this article: Kutvonen, A. *et al.* Thermodynamics and efficiency of an autonomous on-chip Maxwell's demon. *Sci. Rep.* **6**, 21126; doi: 10.1038/srep21126 (2016).



This work is licensed under a Creative Commons Attribution 4.0 International License. The images or other third party material in this article are included in the article's Creative Commons license, unless indicated otherwise in the credit line; if the material is not included under the Creative Commons license, users will need to obtain permission from the license holder to reproduce the material. To view a copy of this license, visit <http://creativecommons.org/licenses/by/4.0/>