

RESEARCH

Open Access



Impact of media coverage on the drinking dynamics in the scale-free network

Hai-Feng Huo* and Yan-Yan Wang

*Correspondence:

hfhuo@lut.cn
Department of Applied
Mathematics, Lanzhou
University of Technology,
Lanzhou 730050, Gansu,
People's Republic of China

Abstract

A binge drinking model with the impact of media in the scale-free network is proposed. The basic reproduction number R_0 is derived by the next generation matrix method. Stability of the alcohol free equilibrium is proved by the comparison theorem. Existence and uniqueness of the alcohol present equilibrium is also obtained. Furthermore, the permanence of the system and the influence of media coverage on the drinking dynamics are studied, and the difference between our model on heterogeneous and homogeneous networks is also discussed. Numerical simulations are presented to illustrate our theoretical results. Our results show that media coverage does not change the value of R_0 but it is an effective measure in reducing alcohol problems.

Keywords: Binge drinking, Scale-free network, Media coverage, Equilibrium, Stability

Background

It is well known that excessive drinking is not only harm to personal health, but also induce serious consequences for the family and society. It harms the nervous system and the internal organs, furthermore, it causes cancer easily. According to the third national cancer survey in America, the consisting alcohol abuse is an important reason for the mouth, throat and esophagus cancer. The growing excessive drinking increases the risk of breast cancer by 13 % every year. In addition, there are data show that, on average, heavy drinkers die 10–20 years earlier than nondrinkers. 40 and 32 % of family divorce are caused by alcohol, in America and China, respectively (Inoue 2013; Rehm 2011; Ribes et al. 2008). At the same time, alcohol abusers often appear the phenomenon of early death or sudden suicide (Mash et al. 2014).

Heavy drinking has been treated as a chronic disease. More and more researchers study the harmfulness of binge drinking through establishing mathematical models to find some way to control the drinking behavior (Mulone 2012; Walters et al. 2013; Santonja et al. 2010; Mubayi et al. 2010; Manthey et al. 2008) and references cited therein. Mushayabasa and Bhunu (2011) established a deterministic model to assess the impact of binge drinking on the incidence of gonorrhoea. Wang et al. (2014) proposed an objective functional which considered not only alcohol quitting effects but also the cost of controlling alcohol, and they investigated optimal control strategies in an alcoholism model with the help of Pontryagin's Maximum Principle. Huo and Song (2012)

investigated a more realistic binge drinking model with two stages, in which the youths with alcohol problems were divided into those who admitted the problem and those who did not admit it.

Media, being the prime source of information, can not only influence the individuals' behavior, but also affect the governments' attitude. Generally, an effective method of reducing the spread of the disease is to make people understand the preventive measures as soon as possible. And media coverage has played a good role in controlling the infectious diseases. Many scholars introduced mathematical models with the impact of media to reduce the contact rate (Misra et al. 2011; Pang and Cui 2009; Samanta et al. 2013) and references cited therein. Liu and Cui (2008) improved a general SIR model by using the type II functional response function to depict the transmission rate decreased by media coverage, they found that effective media measures can reduce the number of infections. Huo and Wang (2014) developed a nonlinear binge drinking model with the effect of awareness programs, they assumed that the cumulative density of media increased at a rate proportional to the number of heavy drinkers. Their results showed that media coverage was an effective method in reducing alcohol problems.

However, the above mentioned alcohol models are all based on the assumption of homogeneous mixing, they ignore the influence of alcohol propagation space. In fact, the contact process of population can not be uniform collision, different people contact person may be entirely different in per unit of time. Then studying the drinking dynamics in the networks is more realistically.

With the rise of scientific researches on the network, the importance of heterogeneous social networks is perceived gradually. The complex network consists of a large number of nodes and edges, in which each node represents an individual in the real system, and each edge between two nodes represents the relationship between individuals. If a node has k edges, we define the node's degree is k . A basic topological property in the networks is the degree distribution $p(k)$, which is defined as the probability that a vertex randomly chosen has k links (Newman 2003). In general, we often study models in the scale-free network, since it considers two important characteristics of the real-world network: growth and connection tendency. Many networks such as the social network, the internet and the World Wide Web have been found to be scale-free networks, it means that the degree distribution follows a power law $p(k) \sim ck^{-\gamma}$, with $2 < \gamma \leq 3$, where c satisfies the equality of $\sum_{k=1}^n p(k) = 1$ (Liu et al. 2013).

Infectious diseases models in complex networks have been studied extensively, Shang (2013) studied a discrete-time SIS epidemic process in random networks. Local awareness, global awareness and contact awareness, were considered. Based on the stability theory of matrix difference equation, they derived analytically the epidemic threshold and found that both local and contact awareness can raise the epidemic threshold, while the global awareness only decreases the epidemic prevalence. Using a modified SIS (susceptible–infected–susceptible) model, Shang (2013) investigated the effects of three forms of awareness (i.e., contact, local, and global) on the spread of a disease in a random network. Connectivity-correlated transmission rates were assumed. By using the mean-field theory and numerical simulation, they showed that both local and contact awareness can raise the epidemic thresholds while the global awareness cannot. Their results showed that individual behaviors in the presence of an infectious disease had a

great influence on the epidemic dynamics. Shang (2015) addressed two forms of individual awareness (i.e., the risk perception of an emerging epidemic). Contact awareness that increased with individual contact number, and local awareness that increased with the fraction of infected contacts. By extending the probability generating functionology, they showed that it was possible to track the evolution of the degree distributions among susceptible and infected individuals when the underlying network of contacts was represented by a semi-random configuration model. For the other infectious diseases models in the networks, we referred to Jin et al. (2011), Zhang and Jin (2011), Wang et al. (2012), Li et al. (2014), Wang and Jin (2013), Wang et al. (2013) and references cited therein.

Motivated by the above, in this paper, we construct a binge drinking model with the influence of media coverage in the scale-free network, which ignores the recruitment and death. Due to the effect of media coverage, nondrinkers form a separate class $X(t)$ of those who are aware of risk and avoid contacting with the heavy drinkers.

The organization of this paper is as follows: In “[The model formulation](#)” section, we propose a binge drinking model with the influence of media coverage in the scale-free network. In “[Analysis of the model](#)” section, we prove the stability of the alcohol free equilibrium, the uniqueness of the alcohol present equilibrium and the permanence of the system. In “[Numerical simulation](#)” section, we present some numerical simulations. Some summaries and discussions are given in last section.

The model formulation

System description

To account for the heterogeneity in the contacts amongst individuals, we divide the total population N into n (n is the maximum degree) groups according to the degree of nodes, that is to say,

$$N = N_1 + N_2 + \dots + N_n, \tag{1}$$

then the degree distribution

$$p(k) = \frac{N_k}{N}. \tag{2}$$

The value

$$\langle k \rangle = \sum_{k=1}^n kp(k), \tag{3}$$

is the mean degree. We further divide the groups into three classes according to the alcohol consumption: $S_k(t)$, $X_k(t)$, $I_k(t)$. $S_k(t)$ represents the number of nondrinkers or moderate drinkers whose degree is k ; $X_k(t)$ represents the number of the aware population with degree k , who avoids contacting with binge drinkers; $I_k(t)$ represents the number of binge drinkers with degree k ; $M(t)$ represents the cumulative density of awareness programs driven by media. d’Onofrio et al. (2007) considered two distinct possibilities: (a) $M(t)$ only summarizes information about the current state of the disease, i.e. $M(t)$ only depends on current values of state variables, and (b) $M(t)$ also summarizes information about past values of state variables. Motivated by Wang et al. (2013), we assume that

$M(t)$ only depends on current values of state variables and is a linear function of the current prevalence of the binge drinkers. Then

$$N_k(t) = S_k(t) + X_k(t) + I_k(t), \quad k = 1, 2, \dots, n. \tag{4}$$

The model's structure is shown in Fig. 1. The transfer diagram leads to the following system of $3n + 1$ ordinary differential equations

$$\begin{aligned} \frac{dS_k(t)}{dt} &= -\beta k S_k \theta(t) - \alpha S_k M + \mu I_k + \sigma X_k, \\ \frac{dX_k(t)}{dt} &= \alpha S_k M - \sigma X_k, \\ \frac{dI_k(t)}{dt} &= \beta k S_k \theta(t) - \mu I_k, \quad k = 1, 2, \dots, n, \\ \frac{dM(t)}{dt} &= \omega \sum_{k=1}^n I_k - \gamma M. \end{aligned} \tag{5}$$

where $\theta(t) = \frac{1}{\langle k \rangle} \sum_{k=1}^n k p(k) \frac{I_k}{N_k}$ represents the probability that an edge of nondrinkers or moderate drinkers links to binge drinkers in uncorrelated networks, and it is between 0 and 1. We let the transmission coefficient be β . Then the number of S_k , who has k links, turning to I_k is $k\beta S_k \theta(t)$. For simplicity, in our model, we only consider the impact of media on nondrinkers or moderate drinkers, then S_k form a new compartment X_k , in which people avoid contacting with binge drinkers. When binge drinkers receive treatments or other interventions, they will recover to S_k at rate μ . This method has been used in literature (Misra et al. 2011; Huo and Wang 2014). α represents the dissemination rate of awareness among nondrinkers or moderate drinkers. Since the influence of media can not be permanent, when the awareness of avoiding contacting with alcoholics is gradually fading, X_k will no longer consciously cut off the contact with alcoholics. Then they will return to S_k at the transformation rate σ . ω is a positive constant, and represents the growth rate of media. γ represents the depletion rate of media coverage resulted by ineffective measures. All the parameters can be found in Table 1, and they are positive constants.

According to the practical significance of system (5), if binge drinkers extinct, there is no meaning to report. It means that binge drinkers are the source of media coverage in our model. Thus we assume that the density of media coverage is equal to zero when the number of binge drinkers is equal to zero. In addition, nondrinkers or moderate drinkers

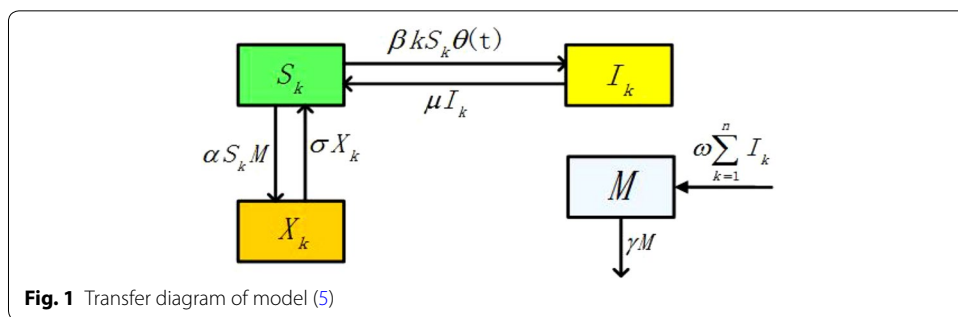


Fig. 1 Transfer diagram of model (5)

Table 1 The parameters description of model (5)

Parameter	Description
β	The transmission coefficient for nondrinkers or moderate drinkers turning to binge drinkers
μ	The recovery rate of binge drinkers
α	The dissemination rate of awareness among nondrinkers or moderate drinkers
σ	The transformation rate from aware individuals to nondrinkers or moderate drinkers
ω	The growth rate of media
γ	The depletion rate of media resulted by ineffective measures

S_k is the unique source of the aware population $X_k(t)$, so $X_k(t)$ is also equal to zero when there is no media coverage.

Positivity and boundedness of solutions

Lemma 1 *Let $(S_1(t), X_1(t), I_1(t), \dots, S_n(t), X_n(t), I_n(t), M(t))$ be the solution of system (5), if $S_k(0) > 0, X_k(0) > 0, I_k(0) > 0, M(0) > 0$ and $\theta(0) > 0$, then for $k = 1, 2, \dots, n$, then $S_k(t) > 0, X_k(t) > 0, I_k(t) > 0, M(t) > 0$ and $\theta(t) > 0$ for all $t > 0$.*

Proof Adding the first three equations of system (5), we have

$$\frac{dN_k(t)}{dt} = \frac{dS_k(t)}{dt} + \frac{dX_k(t)}{dt} + \frac{dI_k(t)}{dt} = 0.$$

Substituting the third equation of system (5) into the formula of $\theta(t)$, we get

$$\begin{aligned} \theta'(t) &= \frac{1}{\langle k \rangle} \sum_{k=1}^n kp(k) \frac{I'_k(t)N_k(t) - 0}{N_k^2(t)} = \frac{1}{\langle k \rangle} \sum_{k=1}^n kp(k) \frac{I'_k(t)}{N_k(t)} \\ &= \theta(t) \left[\frac{1}{\langle k \rangle} \sum_{k=1}^n kp(k) \frac{\beta k S_k(t)}{N_k(t)} - \mu \right], \end{aligned}$$

it implies that

$$\theta(t) = \theta(0) \exp \left[-\mu t + \frac{1}{\langle k \rangle} \int_0^t \sum_{k=1}^n kp(k) \frac{\beta k S_k(\tau)}{N_k(\tau)} d\tau \right].$$

Since $\theta(0) > 0$, we obtain $\theta(t) > 0$ for all $t > 0$. Using the continuity of $S_k(t)$, since $S_k(0) > 0$, we can find a small $\delta > 0$, such that $S_k(t) > 0$ for $0 < t < \delta$. Now we prove that $S_k(t) > 0$ for all $t > 0$. If not, we assume a contradiction that there exists $t_1 \geq \delta > 0$, such that $S_k(t_1) = 0$ and $S_k(t) > 0$ for all $0 < t < t_1$. From the third equation of system (5), we have

$$I'_k(t) + \mu I_k(t) = \beta k S_k(t) \theta(t) > 0, \quad 0 < t < t_1,$$

then

$$I_k(t) > I_k(0)e^{-\mu t} > 0, \quad 0 < t < t_1.$$

From the last equation of system (5), we have

$$M'(t) > 0 - \gamma M(t), \quad 0 < t < t_1,$$

it follows that

$$M(t) > M(0)e^{-\gamma t} > 0, \quad 0 < t < t_1.$$

Similarly, from the second equation of system (5), we have

$$X'_k(t) + \sigma X_k(t) = \alpha S_k(t)M(t) > 0, \quad 0 < t < t_1,$$

then

$$X_k(t) > X_k(0)e^{-\sigma t} > 0, \quad 0 < t < t_1.$$

Using the continuity of $X_k(t)$ and $I_k(t)$, we have $X_k(t_1) \geq 0$ and $I_k(t_1) \geq 0$, so

$$S'_k(t_1) = \mu I_k(t_1) + \sigma X_k(t_1) \geq 0.$$

That is to say, $S_k(t) \leq 0$ for $0 < t < t_1$, which is contradictory. Thus $S_k(t) > 0$ for all $t > 0$. Similarly, we can prove that $X_k(t) > 0$, $I_k(t) > 0$ and $M(t) > 0$ for all $t > 0$. Hence the proof is completed. \square

Lemma 2 All feasible solutions of system (5) are in the following bounded region

$$\Omega = \left\{ (S_1(t), X_1(t), I_1(t), \dots, S_n(t), X_n(t), I_n(t), M(t)) \in R_+^{3n+1} \mid 0 \leq S_k(t), X_k(t), I_k(t) \leq N_k(t), S_k(t) + X_k(t) + I_k(t) = N_k(t), 1 \leq k \leq n, 0 \leq M(t) \leq \frac{\omega N}{\gamma} \right\}. \quad (6)$$

Proof Since $dN_k(t)/dt = 0$, then $S_k(t) + X_k(t) + I_k(t) = N_k(t)$ is constant. Furthermore, the positivity of solutions is proved in Lemma 1, it implies that $0 \leq S_k(t), X_k(t), I_k(t) \leq N_k(t)$. From the last equation of system (5), we have

$$0 - \gamma M \leq M'(t) \leq \omega N - \gamma M,$$

it follows that

$$0 \leq M(0)e^{-\gamma t} \leq M(t) \leq \frac{\omega N}{\gamma} + M(0)e^{-\gamma t},$$

thus

$$\limsup_{t \rightarrow \infty} M(t) \leq \frac{\omega N}{\gamma}.$$

So the region Ω is a positively invariant set of system (5). This completes the proof of Lemma 2. \square

Analysis of the model

The basic reproduction number and alcohol free equilibrium

We define the relative density of nondrinkers or moderate drinkers, aware population and binge drinkers with degree k by $s_k(t) = \frac{S_k(t)}{N_k}$, $x_k(t) = \frac{X_k(t)}{N_k}$, $i_k(t) = \frac{I_k(t)}{N_k}$, then $s_k(t) + x_k(t) + i_k(t) = 1$. So system (5) can be written as

$$\begin{aligned} \frac{dx_k(t)}{dt} &= \alpha(1 - x_k - i_k)M - \sigma x_k, \\ \frac{di_k(t)}{dt} &= \beta k(1 - x_k - i_k)\theta(t) - \mu i_k, \quad k = 1, 2, \dots, n, \\ \frac{dM(t)}{dt} &= \omega N \sum_{k=1}^n p(k)i_k - \gamma M, \end{aligned} \tag{7}$$

where $\theta(t) = \frac{1}{\langle k \rangle} \sum_{k=1}^n kp(k)i_k$. Let

$$\begin{aligned} \Gamma = \left\{ (x_1(t), i_1(t), \dots, x_n(t), i_n(t), M(t)) \in R_+^{2n+1} \mid 0 \leq x_k(t), i_k(t) \leq 1, \right. \\ \left. 0 \leq x_k(t) + i_k(t) \leq 1, 1 \leq k \leq n, 0 \leq M(t) \leq \frac{\omega N}{\gamma} \right\}. \end{aligned} \tag{8}$$

It can be verified that region Γ is a positively invariant set of system (7).

System (7) has a unique alcohol free equilibrium given by

$$E_0 = (0, 0, \dots, 0, 0, \dots, 0, 0, 0). \tag{9}$$

Using the next generation matrix method (Driessche and Watmough 2002), we calculate the basic reproduction number $R_0 = \rho(FV^{-1})$. In our case, the production of new binge drinkers \mathcal{F} and the rate of transfer of individuals \mathcal{V} are given by

$$\mathcal{F} = \begin{pmatrix} \beta(1 - x_1 - i_1)\theta \\ \beta 2(1 - x_2 - i_2)\theta \\ \vdots \\ \beta n(1 - x_n - i_n)\theta \\ 0 \\ 0 \\ \vdots \\ 0 \\ 0 \end{pmatrix}_{2n+1}, \quad \mathcal{V} = \begin{pmatrix} \mu i_1 \\ \mu i_2 \\ \vdots \\ \mu i_n \\ \sigma x_1 - \alpha(1 - x_1 - i_1)M \\ \sigma x_2 - \alpha(1 - x_2 - i_2)M \\ \vdots \\ \sigma x_n - \alpha(1 - x_n - i_n)M \\ \gamma M - \omega N \sum_{k=1}^n p(k)i_k \end{pmatrix}_{2n+1}.$$

Calculating the Jacobian matrices of \mathcal{F} and \mathcal{V} at E_0 as follows

$$\begin{aligned} F = D\mathcal{F}(E_0) &= \begin{pmatrix} F_{11} & 0 & 0 \\ 0 & 0 & 0 \\ 0 & 0 & 0 \end{pmatrix}_{(2n+1) \times (2n+1)}, \\ V = D\mathcal{V}(E_0) &= \begin{pmatrix} V_{11} & 0 & 0 \\ 0 & V_{22} & V_{23} \\ V_{31} & 0 & V_{33} \end{pmatrix}_{(2n+1) \times (2n+1)}, \end{aligned}$$

where

$$F_{11} = \frac{\beta}{\langle k \rangle} \begin{pmatrix} p(1) & 2p(2) & \cdots & np(n) \\ 2p(1) & 2^2p(2) & \cdots & 2np(n) \\ \vdots & \vdots & \ddots & \vdots \\ np(1) & n2p(2) & \cdots & n^2p(n) \end{pmatrix}_{n \times n},$$

$$V_{23} = (-\alpha \quad -\alpha \quad \cdots \quad -\alpha)_n^T,$$

$$V_{31} = (-\omega Np(1) \quad -\omega Np(2) \quad \cdots \quad -\omega Np(n))_n,$$

$V_{11} = \mu E, V_{22} = \sigma E, V_{33} = \gamma, E$ represents a unit matrix and 0 represents a zero matrix. Finally, we calculate the basic reproduction number $R_0 = \frac{\beta \langle k^2 \rangle}{\mu \langle k \rangle}$.

Following Theorem 2 of Driessche and Watmough (2002), we have the following result on the local stability of E_0 .

Theorem 1 *The alcohol free equilibrium E_0 of system (7) is locally asymptotically stable if $R_0 < 1$, but unstable if $R_0 > 1$.*

Next, we will prove the globally asymptotically stability of E_0 .

Theorem 2 *The alcohol free equilibrium E_0 of system (7) is globally asymptotically stable if $R_0 < 1$.*

Proof Let

$i_1 = y_1, i_2 = y_2, \dots, i_n = y_n, x_1 = y_{n+1}, x_2 = y_{n+2}, \dots, x_n = y_{2n}, M = y_{2n+1}, y = (y_1, y_2, \dots, y_{2n+1})^T, g(j) = \frac{\beta p(j)}{\langle k \rangle}$, then system (7) can be written in terms of

$$\frac{dy}{dt} = Ay + N(y), \tag{10}$$

where

$$A = \begin{pmatrix} A_{11} & 0 & 0 \\ 0 & A_{22} & A_{23} \\ A_{31} & 0 & A_{33} \end{pmatrix},$$

$$A_{11} = \begin{pmatrix} \beta g(1) - \mu & \beta g(2) & \cdots & \beta g(n) \\ \beta 2g(1) & \beta 2g(2) - \mu & \cdots & \beta 2g(n) \\ \vdots & \vdots & \ddots & \vdots \\ \beta ng(1) & \beta ng(2) & \cdots & \beta ng(n) - \mu \end{pmatrix}_{n \times n},$$

$$A_{23} = (\alpha \quad \alpha \quad \cdots \quad \alpha)_n^T,$$

$$A_{31} = (\omega Np(1) \quad \omega Np(2) \quad \cdots \quad \omega Np(n))_n,$$

$$A_{22} = -\sigma E, A_{33} = -\gamma,$$

and

$$N(y) = - \begin{pmatrix} \beta\theta(y_1 + y_{n+1}) \\ 2\beta\theta(y_2 + y_{n+2}) \\ \vdots \\ n\beta\theta(y_n + y_{2n}) \\ \alpha y_{2n+1}(y_1 + y_{n+1}) \\ \alpha y_{2n+1}(y_2 + y_{n+2}) \\ \vdots \\ \alpha y_{2n+1}(y_n + y_{2n}) \\ 0 \end{pmatrix}_{2n+1}.$$

Thus

$$\frac{dy}{dt} \leq Ay. \tag{11}$$

Considering the following linear system

$$\frac{dy}{dt} = Ay. \tag{12}$$

If $R_0 < 1$, all eigenvalues of A have negative real parts (Driessche and Watmough 2002). It follows that system (12) is stable whenever $R_0 < 1$. So $i_k(t) \rightarrow 0, x_k(t) \rightarrow 0, M(t) \rightarrow 0$, as $t \rightarrow \infty$, for this linear system. Since (12) is a quasi monotone system, by the comparison theorem (Lakshmikantham et al. 1989), the nonlinear system (7) follows that $i_k(t) \rightarrow 0, x_k(t) \rightarrow 0, M(t) \rightarrow 0$, as $t \rightarrow \infty$, for $R_0 < 1$. So the alcohol free equilibrium E_0 of system (7) is globally asymptotically stable. The proof is complete. \square

The existence and uniqueness of the alcohol present equilibrium

Theorem 3 *If $R_0 > 1$, system (7) has a unique alcohol present equilibrium*

$$E^*(x_1^*, i_1^*, \dots, x_n^*, i_n^*, M^*).$$

Proof Let right side of system (7) be equal to 0, we obtain the following system

$$\begin{aligned} \alpha(1 - x_k^* - i_k^*)M^* - \sigma x_k^* &= 0, \\ \beta k(1 - x_k^* - i_k^*)\theta - \mu i_k^* &= 0, \\ \omega N i^* - \gamma M^* &= 0. \end{aligned} \tag{13}$$

where $i^* = \sum_{k=1}^n p(k) i_k^* > 0$. From the third equation of system (13), we have

$$M^* = \frac{\omega N i^*}{\gamma}. \tag{14}$$

Substituting (14) into the first equation of system (13), we have

$$x_k^* = \frac{\alpha \omega N i^* - \alpha \omega N i_k^* i_k^*}{\alpha \omega N i^* + \gamma \sigma}. \tag{15}$$

Substituting (15) into the second equation of system (13), we obtain

$$\alpha\mu\omega N i_k^* - \gamma\sigma\beta k\theta + \gamma\sigma\beta k\theta i_k^* + \gamma\sigma\mu i_k^* = 0. \tag{16}$$

Multiplying Eq. (16) by $p(k)$ and summing over k , we obtain the result

$$\alpha\mu\omega N (i^*)^2 + \gamma\sigma\mu i^* - \gamma\sigma\beta \langle k \rangle (\theta - \theta^2) = 0. \tag{17}$$

According to the definition of i^* , we have

$$i^* = \frac{-\gamma\sigma\mu + \sqrt{\Delta}}{2\alpha\mu\omega N}, \tag{18}$$

where $\Delta = (\gamma\sigma\mu)^2 + 4\alpha\mu\omega N\gamma\sigma\beta \langle k \rangle \theta(1 - \theta)$, $\theta \in [0, 1]$. On the other hand, we get the following equation from (16) is that

$$i_k^* = \frac{\gamma\sigma\beta k\theta}{\alpha\mu\omega N i_k^* + \gamma\sigma\beta k\theta + \gamma\sigma\mu}. \tag{19}$$

Substituting (18) into (19), we have

$$i_k^* = \frac{2\gamma\sigma\beta k\theta}{\gamma\sigma\mu + 2\gamma\sigma\beta k\theta + \sqrt{\Delta}}. \tag{20}$$

Substituting (20) into the expression of $\theta(t) = \frac{1}{\langle k \rangle} \sum_{k=1}^n kp(k) i_k^*$, then we obtain a self-consistency equation as follows

$$\theta = \frac{1}{\langle k \rangle} \sum_{k=1}^n kp(k) \frac{2\gamma\sigma\beta k\theta}{\gamma\sigma\mu + 2\gamma\sigma\beta k\theta + \sqrt{\Delta}}. \tag{21}$$

If we let

$$f(\theta) = 1 - \frac{2}{\langle k \rangle} \sum_{k=1}^n kp(k) \frac{\gamma\sigma\beta k}{\gamma\sigma\mu + 2\gamma\sigma\beta k\theta + \sqrt{\Delta}}, \tag{22}$$

then Eq. (21) is equivalent to the following equation

$$\theta f(\theta) = 0. \tag{23}$$

Obviously, Eq. (23) has a trivial solution $\theta = 0$. For

$$f'(\theta) = \frac{2}{\langle k \rangle} \sum_{k=1}^n kp(k) \frac{A}{B^2}, \tag{24}$$

where

$$A = 2\gamma^2\sigma^2\beta^2 k [k + \alpha\mu\omega N \langle k \rangle (1 - 2\theta) / \sqrt{\Delta}],$$

$$B = \gamma\sigma\mu + 2\gamma\sigma\beta k\theta + \sqrt{\Delta} > 0,$$

hence, $f'(0) > 0$. Through a similar derivation, we obtain that

$$f''(\theta) = \frac{2}{\langle k \rangle} \sum_{k=1}^n kp(k) \frac{B^2 \frac{dA}{d\theta} - 2AB \frac{dB}{d\theta}}{B^4}, \tag{25}$$

where

$$\begin{aligned} \frac{dA}{d\theta} &= \frac{2\gamma^2\sigma^2\beta^2k[-2\alpha\mu\omega N\langle k\rangle\sqrt{\Delta} - 2\alpha^2\mu^2\omega^2N^2\gamma\sigma\beta\langle k\rangle^2(1-2\theta)^2/\sqrt{\Delta}]}{\Delta} < 0, \\ \frac{dB}{d\theta} &= 2\gamma\sigma\beta\left[k + \frac{\alpha\mu\omega N\langle k\rangle(1-2\theta)}{\sqrt{\Delta}}\right], \end{aligned}$$

then

$$\begin{aligned} A\frac{dB}{d\theta} &= 4\gamma^3\sigma^3\beta^3k\left[k + \frac{\alpha\mu\omega N\langle k\rangle(1-2\theta)}{\sqrt{\Delta}}\right]^2 > 0, \\ B^2\frac{dA}{d\theta} - 2AB\frac{dB}{d\theta} &= B\left(B\frac{dA}{d\theta} - 2A\frac{dB}{d\theta}\right) < 0, \end{aligned}$$

thus $f''(\theta) < 0$, that is to say, $f(\theta)$ is a convex function for $\theta \in [0, 1]$. Furthermore, when $R_0 > 1$,

$$\begin{aligned} f(1) &= 1 - \frac{2}{\langle k \rangle} \sum_{k=1}^n kp(k) \frac{\gamma\sigma\beta k}{\gamma\sigma\mu + 2\gamma\sigma\beta k + \gamma\sigma\mu} > 1 - \frac{2}{\langle k \rangle} \sum_{k=1}^n kp(k) \frac{\gamma\sigma\beta k}{2\gamma\sigma\beta k} = 1 - \frac{\langle k \rangle}{\langle k \rangle} = 0, \\ f(0) &= 1 - \frac{2}{\langle k \rangle} \sum_{k=1}^n kp(k) \frac{\gamma\sigma\beta k}{\gamma\sigma\mu + \gamma\sigma\mu} = 1 - \frac{2}{\langle k \rangle} \frac{\gamma\sigma\beta \sum_{k=1}^n k^2 p(k)}{2\gamma\sigma\mu} = 1 - \frac{\beta\langle k^2 \rangle}{\mu\langle k \rangle} = 1 - R_0 < 0. \end{aligned}$$

So there exists a unique positive equilibrium $E^*(x_1^*, t_1^*, \dots, x_n^*, t_n^*, M^*)$ of system (7). The prove is complete. □

The permanence of the system

The permanence of system (7) is proved in the following theorem. First, we present two lemmas in Lajmanovich and Yorke (1976).

Lemma 3 *Let $A = (a_{ij})_{n \times n}$ be an irreducible matrix, if $a_{ij} \geq 0$ for all $i \neq j$, then there exists an eigenvector z of A such that $z > 0$, and the corresponding eigenvalue is $s(A)$.*

The stability modulus $s(A)$ is defined by $s(A) = \max_i \{Re\lambda_i\}$, $i = 1, 2, \dots, n$, where λ_i are the eigenvalues of A , Re denotes the real part.

Lemma 4 *Consider the system*

$$\frac{dy}{dt} = Py + N(y), \tag{26}$$

where P is an $n \times n$ matrix and $N(y)$ is continuously differentiable in a region $D \in \mathbb{R}^n$. Assume

1. the compact convex set $C \subset D$ is positively invariant with respect to system (26), and $0 \in C$;
2. $\lim_{y \rightarrow 0} \|N(y)\| / \|y\| = 0$;
3. there exist $r > 0$ and a (real) eigenvector z of P^T such that $(z \cdot y) \geq r\|y\|$ for all $y \in C$;

4. $(z \cdot N(y)) \leq 0$ for all $y \in C$; and
5. $y = 0$ is the largest positively invariant set for system (26) contained in $H = \{y \in C \mid (z \cdot N(y)) = 0\}$. Then either $y = 0$ is globally asymptotically stable in C , or for any $y_0 \in C - \{0\}$ the solution $\phi(t, y_0)$ of system (26) satisfies $\liminf_{t \rightarrow \infty} \|\phi(t, y_0)\| \geq m$, where $m > 0$, independent of y_0 . Moreover, there exists a constant solution of system (26), $y = y^*$, $y^* \in C - \{0\}$.

Theorem 4 If $R_0 > 1$, system (7) is permanent, i.e. there exists an $\varepsilon > 0$, such that

$$\liminf_{t \rightarrow \infty} \{x_1(t), i_1(t), \dots, x_n(t), i_n(t), M(t)\} \geq \varepsilon,$$

where $(x_1(t), i_1(t), \dots, x_n(t), i_n(t), M(t))$ is any solution of system (7), satisfying Γ and $i_k(0) > 0$.

Proof Considering the vectorial form (10) of system (7),

1. clearly, the compact convex set Γ in formula (8) is a positively invariant set for system (10), and $0 \in \Gamma$;

2.
$$0 \leq \lim_{y \rightarrow 0} \|N(y)\|/\|y\|$$

$$= \lim_{y \rightarrow 0} \frac{\sqrt{\beta^2 \theta^2 (y_1 + y_{n+1})^2 + \dots + n^2 \beta^2 \theta^2 (y_n + y_{2n})^2 + \alpha^2 y_{2n+1}^2 (y_1 + y_{n+1})^2 + \dots + \alpha^2 y_{2n+1}^2 (y_n + y_{2n})^2}}{\sqrt{y_1^2 + y_2^2 + \dots + y_{2n+1}^2}}$$

$$\leq \lim_{y \rightarrow 0} \frac{\sqrt{(n^2 \beta^2 \theta^2 + \alpha^2 y_{2n+1}^2) [(y_1 + y_{n+1})^2 + \dots + (y_n + y_{2n})^2]}}{\sqrt{y_1^2 + y_2^2 + \dots + y_{2n+1}^2}}$$

$$\leq \lim_{y \rightarrow 0} \frac{\sqrt{2(n^2 \beta^2 \theta^2 + \alpha^2 y_{2n+1}^2) [(y_1^2 + y_{n+1}^2) + \dots + (y_n^2 + y_{2n}^2) + y_{2n+1}^2]}}{\sqrt{y_1^2 + y_2^2 + \dots + y_{2n+1}^2}}$$

$$= \lim_{y \rightarrow 0} \sqrt{2(n^2 \beta^2 \theta^2 + \alpha^2 y_{2n+1}^2)}$$

$$= 0,$$

thus $\lim_{y \rightarrow 0} \|N(y)\|/\|y\| = 0$;

3. $A_{11}^T = (a_{ij})_{n \times n}$ be an irreducible matrix, and $a_{ij} \geq 0$ for all $i \neq j$, then from Lemma 3, there exists a positive eigenvector $\tilde{z} = (z_1, z_2, \dots, z_n)$ of A_{11}^T , and the corresponding eigenvalue is $s(A_{11}^T)$. When $R_0 > 1$, $s(A_{11}^T) > 0$. Let $z_{n+1} = \dots = z_{2n+1} = 0$, $z = (\tilde{z}, z_{n+1}, \dots, z_{2n+1}) = (z_1, z_2, \dots, z_{2n+1})$, then $A^T z = s(A_{11}^T)z$, i.e. z is the eigenvector of A^T corresponding eigenvalue is $s(A_{11}^T)$. Take $r = \min_{1 \leq i \leq n} \{z_i\} > 0$, then $(z \cdot y) \geq r\|y\|$ for all $y \in \Gamma$;
4. $(z \cdot N(y)) \leq 0$ for all $y \in \Gamma$, since $z_i \geq 0$ and $(N(y))_i \leq 0, i = 1, 2, \dots, 2n + 1$;
5. let $H = \{y \in \Gamma \mid (z \cdot N(y)) = 0\}$. If $y \in H$, then $\sum_{k=1}^n z_k \beta \theta k (y_k + y_{n+k}) = 0$. Since $z_k > 0, \beta > 0, k > 0$ and $\theta(t) = \frac{1}{\binom{n}{k}} \sum_{k=1}^n k p(k) y_k$, thus y_k must be equal to zero. According to the assume of system (5), we get that $y = 0$ is the only solution contained in H , thus it is the largest positively invariant set for system (10).

All the hypotheses of Lemma 4 are satisfied, then system (7) is permanent. The theorem is proved completely. □

Conjecture *If $R_0 > 1$, the alcohol present equilibrium E^* of system (7) is globally asymptotically stable.*

Remark We have great difficulty in proving the global stability of E^* . Then we only carry out simulations to test our conjecture (Figs. 2b, 4). It is still an open problem to prove the global stability of E^* .

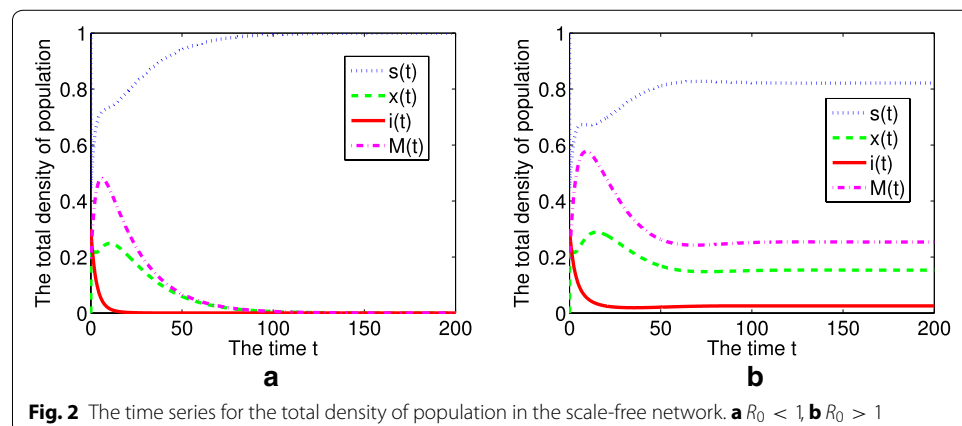
Numerical simulation

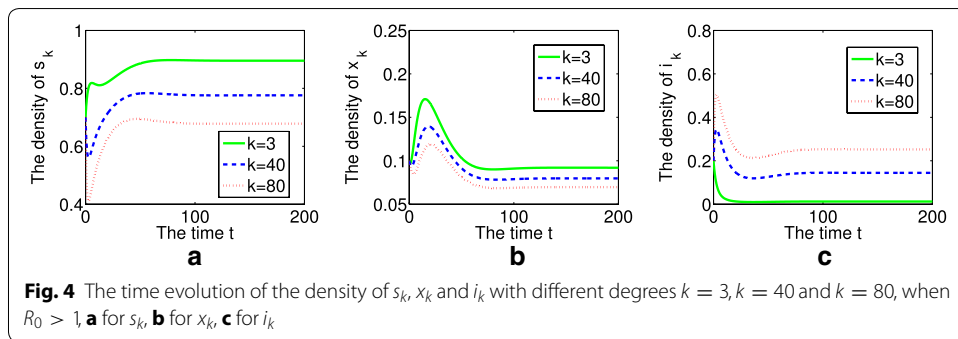
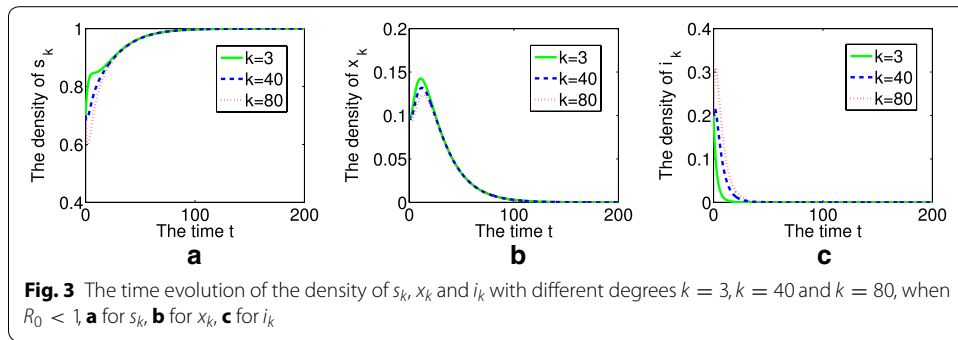
To illustrate our theoretical results, we present some numerical simulations. In the scale-free network, we take $N = 1000$, $p(k) = 2m^2k^{-3}$ (m is the minimum degree, we take $m = 3$). The values of some parameters in our model are estimated as $\mu = 0.4$, $\sigma = 0.2$, $\alpha = 0.1$, $\beta = 0.02$ or $\beta = 0.04$, other parameters are cited in Wang et al. (2013) as $\gamma = 0.05$, $\omega = 0.0005$, $\beta = 0.02$, then $R_0 = 0.7597 < 1$. $R_0 = 1.5194 > 1$ when $\beta = 0.04$.

Firstly, we investigate the time evolution for the total density of population $s(t) = \sum_{k=1}^n p(k)s_k(t)$, $x(t) = \sum_{k=1}^n p(k)x_k(t)$, $i(t) = \sum_{k=1}^n p(k)i_k(t)$, and $M(t)$. When $R_0 < 1$, $\lim_{t \rightarrow \infty} (x(t), i(t), M(t)) = (0, 0, 0)$, that is to say, the phenomenon of alcohol abuse will disappear, E_0 is globally asymptotically stable (Fig. 2a); When $R_0 > 1$, as time going on, the solution of system (7) finally tends to a unique positive constant, which means the phenomenon of alcohol abuse will be prevalent and E^* is globally asymptotically stable (Fig. 2b).

Secondly, we present the time evolution of the density of nondrinkers or moderate drinkers s_k , aware population x_k and binge drinkers i_k with different degrees $k = 3$, $k = 40$ and $k = 80$. The initial conditions are chosen as $s_k(0) = 0.7$, $x_k(0) = 0.1$, $i_k(0) = 0.2$, $M(0) = 0.2$. Figure 3 performs the case of $R_0 = 0.7597 < 1$. From Fig. 3, we know that the greater k is, the greater density of binge drinkers is in that group, and the slower the phenomenon of binge drinking vanishes, when $R_0 < 1$. Figure 4 performs the other case of $R_0 = 1.5194 > 1$, it shows that the density of binge drinkers i_k is proportional to the value of k . However, i_k finally tends to a positive constant, the phenomenon of alcohol abuse will be prevalent.

Thirdly, we study the influence of parameter ω on the total density of binge drinkers (Fig. 5). With $\omega = 0.0005, 0.01, 0.05$ (from top to bottom). When $R_0 < 1$, increasing the



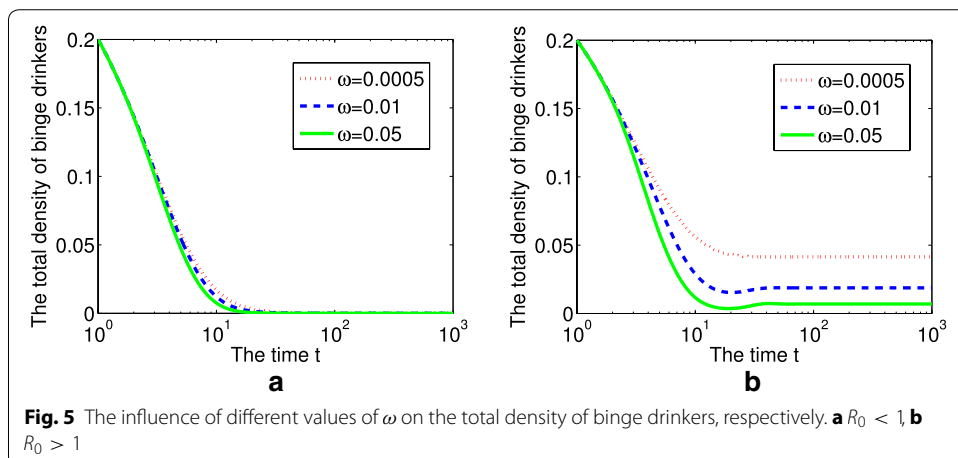


value of ω could accelerate the extinction of the phenomenon of alcohol abuse (Fig. 5a); When $R_0 > 1$, media coverage can't change the value of R_0 , but it reduces the final binge drinkers' density largely (Fig. 5b).

Conclusions and discussions

In this paper, we use mean-field theory to propose a binge drinking model with the impact of media in the scale-free network. The outcomes show that E_0 and E^* are all globally asymptotically stable. It means that the phenomenon of alcohol abuse will disappear if $R_0 < 1$, otherwise it will be prevalent if $R_0 > 1$.

Comparing with the drinking model on homogeneous networks Huo and Wang (2014). The basic reproductive number in our model is in direct proportion to the



heterogeneous parameter $\langle k^2 \rangle \gg \langle k \rangle$. So, network heterogeneity makes drinking behavior more easily to spread. At the same time, we discuss the influence of different ω on the total density of binge drinkers, finding that media coverage is an effective measure in reducing alcohol problems though it does not change the spreading threshold.

Authors' contributions

HFH and YYW designed the study, carried out the analysis and contributed to writing the paper. YYW performed numerical simulations. Both authors read and approved the final manuscript.

Acknowledgements

This work is supported by the NNSF of China (11461041), the NSF of Gansu Province (148RJA024), and the Development Program for HongLiu Outstanding Young Teachers in Lanzhou University of Technology.

Competing interests

The authors declare that they have no competing interests.

Received: 26 October 2015 Accepted: 12 February 2016

Published online: 27 February 2016

References

- d'Onofrio A, Manfredi P, Salinelli E (2007) Vaccinating behaviour, information, and the dynamics of SIR vaccine preventable diseases. *Theor Popul Biol* 71:301–317
- Huo HF, Song NN (2012) Global stability for a binge drinking model with two stages. *Discr Dyn Nat Soc* 2012:1–15
- Huo HF, Wang Q (2014) Modelling the influence of awareness programs by media on the drinking dynamics. *Abstr Appl Anal* 2014:1–8
- Inoue M (2013) Association between alcohol consumption and colorectal cancer risk. *Curr Nutr Rep* 2:71–73
- Jin Z, Zhang JP, Song LP et al (2011) Modelling and analysis of influenza A (H1N1) on networks. *BioMed Central Public Health* 11:1–9
- Lajmanovich A, Yorke JA (1976) A deterministic model for gonorrhoea in a nonhomogeneous population. *Math Biosci* 28:221–236
- Lakshmikantham V, Leela S, Martynuk AA (1989) Stability analysis of nonlinear systems, 125th edn. Marcel Dekker, New York, p 125
- Li CH, Tsai CC, Yang SY (2014) Analysis of epidemic spreading of an SIRS model in complex heterogeneous networks. *Commun Nonlinear Sci Numer Simul* 19:1042–1054
- Liu YP, Cui JA (2008) The impact of media coverage on the dynamics of infectious disease. *Int J Biomath* 1:65–74
- Liu MX, Sun GQ, Jin Z et al (2013) An analysis of transmission dynamics of drug-resistant disease on scale-free networks. *Appl Math Comput* 222:177–189
- Manthey JL, Aidoo AY, Ward KY (2008) Campus drinking: an epidemiological model. *J Biol Dyn* 2:346–356
- Mash HB, Herberman, Fullerton CS, Ramsawh HJ et al (2014) Risk for suicidal behaviors associated with alcohol and energy drink use in the US army. *Soc Psychiatry Psychiatr Epidemiol* 49:1379–1387
- Misra AK, Sharma A, Shukla JB (2011) Modeling and analysis of effects of awareness programs by media on the spread of infectious diseases. *Math Comput Model* 53:1221–1228
- Mubayi A, Greenwood PE, Castillo-Chávez C et al (2010) Impact of relative residence times in highly distinct environments on the distribution of heavy drinkers. *Socio-Econ Plan Sci* 44:45–56
- Mulone G (2012) Modeling binge drinking. *Int J Biomath* 5:1–14
- Mushayabasa S, Bhunu CP (2011) Modelling the effects of heavy alcohol consumption on the transmission dynamics of gonorrhoea. *Nonlinear Dyn* 66:695–706
- Newman MEJ (2003) The structure and function of complex networks. *Soc Ind Appl Math Rev* 45:167–256
- Pang JH, Cui JA (2009) An SIRS epidemiological model with nonlinear incidence rate incorporating media coverage. In: Second international conference on information and computing science, information and computing science, vol 3, pp 116–119
- Rehm J (2011) The risks associated with alcohol use and alcoholism. *Alcohol Res Health* 34:135–143
- Ribes J, Esteban L, Moreno V et al (2008) The influence of alcohol consumption and hepatitis B and C infections on the risk of liver cancer in Europe. *J Hepatol* 49:233–242
- Samanta S, Rana S, Sharma A et al (2013) Effect of awareness programs by media on the epidemic outbreaks: a mathematical model. *Appl Math Comput* 219:6965–6977
- Santonja FJ, Sanchez E, Rubio M et al (2010) Alcohol consumption in Spain and its economic cost: a mathematical modeling approach. *Math Comput Model* 52:999–1003
- Shang YL (2013) Discrete-time epidemic dynamics with awareness in random networks. *Int J Biomath* 6:1–7
- Shang YL (2013) Modeling epidemic spread with awareness and heterogeneous transmission rates in networks. *J Biol Phys* 39:489–500
- Shang YL (2015) Degree distribution dynamics for disease spreading with individual awareness. *J Syst Sci Complex* 28:96–104
- van den Driessche P, Watmough J (2002) Reproduction numbers and sub-threshold endemic equilibria for compartmental models of disease transmission. *Math Biosci* 180:29–48

- Walters CE, Straughan B, Kendal JR (2013) Modelling alcohol problems: total recovery. *Ric Mat* 62:33–53
- Wang Y, Cao JD, Jin Z et al (2013) Impact of media coverage on epidemic spreading in complex networks. *Phys A Stat Mech Appl* 392:5824–5835
- Wang XY, Huo HF, Kong QK et al (2014) Optimal control strategies in an alcoholism model. *Abstr Appl Anal* 2014:1–18
- Wang Y, Jin Z (2013) Global analysis of multiple routes of disease transmission on heterogeneous networks. *Phys A Stat Mech Appl* 392:3869–3880
- Wang Y, Jin Z, Yang ZM et al (2012) Global analysis of an SIS model with an infective vector on complex networks. *Nonlinear Anal Real World Appl* 13:543–557
- Zhang JP, Jin Z (2011) The analysis of an epidemic model on networks. *Appl Math Comput* 217:7053–7064

Submit your manuscript to a SpringerOpen[®] journal and benefit from:

- ▶ Convenient online submission
- ▶ Rigorous peer review
- ▶ Immediate publication on acceptance
- ▶ Open access: articles freely available online
- ▶ High visibility within the field
- ▶ Retaining the copyright to your article

Submit your next manuscript at ▶ springeropen.com
