


 Cite this: *RSC Adv.*, 2021, 11, 11490

 Received 8th February 2021
 Accepted 12th March 2021

DOI: 10.1039/d1ra01063h

rsc.li/rsc-advances

Rhodium(III)-catalyzed annulation of enamides with sulfoxonium ylides toward isoquinolines†

 Chao Hong,^a Shuling Yu,^a Zhanxiang Liu^{*a} and Yuhong Zhang^{†ab}

An efficient rhodium(III)-catalyzed C–H activation followed by intermolecular annulation between enamides and sulfoxonium ylides has been developed. The transformation proceeds smoothly with a broad range of substrates, affording a series of isoquinoline derivatives in moderate to good yields under additive-free conditions.

Introduction

Isoquinolines represent important structural motifs frequently found in natural products, functional materials and pharmaceuticals.¹ Their unusual bioactive properties, such as anti-spasmodic,² antiinflammatory,³ antihypertensive⁴ and antitumour⁵ activities, have attracted much attention (Fig. 1). Consequently, the alternative efficient synthetic methodology for isoquinolines is of great importance.⁶ Traditional methods, including the famous Bischler–Napieralski,⁷ Pictet–Gams⁸ and Pictet–Spengler⁹ reactions, are well-established. Most of these protocols suffer from harsh reaction conditions and environmental problems. In this regard, transition metal-catalyzed C–H activation/annulation would be valuable and complementary to the known classic methodology, enabling the direct access to a series of isoquinoline derivatives with minimum environmental impact and fewer synthetic steps.^{10–13} On the other hand, sulfoxonium ylides are attractive starting materials that can be easily accessed and widely be utilized as transition metal-carbene precursors in coupling reactions.^{14,15} The use of sulfoxonium ylide in the synthesis of isoquinoline through Rh(III)-catalyzed C–H activation was reported by Li and co-workers. In their transformation, the *ortho* C–H bond of amidines is activated by rhodium catalyst to give isoquinolines with sulfoxonium ylides in the presence of 30% Zn(OTf)₂ (Scheme 1a).¹⁶ A ruthenium-catalyzed mono *ortho*-C–H annulation of benzimidates with sulfoxonium ylides was developed for the synthesis of substituted isoquinolines by Wang group in the presence of mesitylenic acid (Scheme 1b).¹⁷ Very recently, preparation of isoquinoline derivatives by Rh(III)-catalyzed coupling reaction of benzylamine and sulfoxonium ylides using water as solvent is achieved by Wu and coworkers (Scheme 1c).¹⁸

Enamides are valuable building blocks in organic synthesis having tunable reactivity and potential usage in various transformations.¹⁹ The potential of enamide chemistry has been witnessed by transition-metal-catalyzed coupling reactions.²⁰ As part of our continuing interest in metal-catalyzed enamide-directed C–H functionalization reaction and the synthesis of heterocyclic compounds,²¹ herein, we present a novel Rh(III)-catalyzed cascade transformation from enamides and sulfoxonium ylides for the preparation of isoquinolines. This method allows the approach of a range of diversified 1,3-disubstituted isoquinolines with moderate to good yields under mild conditions without the use of additives.

Results and discussion

We initiated our investigation on the model reaction of enamide (1a) and sulfoxonium ylide (2a) to optimize various reaction parameters. The results have been summarized in Table 1. At the outset, our study was treated by enamide (1a) with sulfoxonium ylide (2a) in the presence of [RhCp*Cl₂]₂/AgSbF₆ and NaOAc in THF at 100 °C under N₂ for 20 h (entry 1, Table 1). However, the target product 3aa was not detected in the reaction. Subsequently, when different solvents such as DMF, DCE

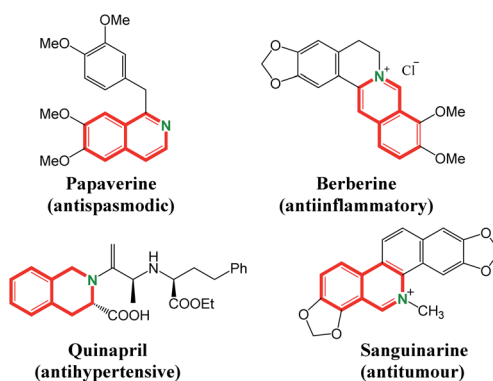


Fig. 1 Representative bioactive isoquinolines.

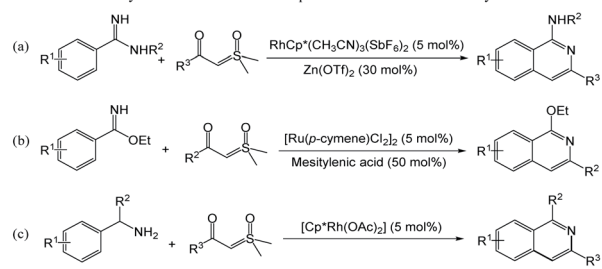
^aDepartment of Chemistry, Zhejiang University, Hangzhou 310027, People's Republic of China. E-mail: liuzhanx@zju.edu.cn; yhzhang@zju.edu.cn

^bState Key Laboratory of Applied Organic Chemistry, Lanzhou University, Lanzhou 730000, People's Republic of China

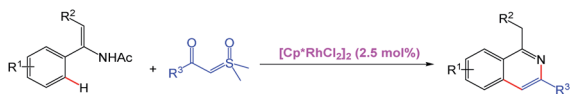
† Electronic supplementary information (ESI) available. See DOI: 10.1039/d1ra01063h



Previous works: Synthesis of substituted isoquinolines from sulfoxonium ylides.



This work: Rh(III)-catalyzed synthesis of isoquinolines from enamides and sulfoxonium ylides.



Scheme 1 Synthetic strategies toward isoquinolines.

and HFIP were studied on this reaction (entry 2–4, Table 1), we were pleased to find that the reaction occurred in HFIP, affording the desired annulation product **3aa** in a yield of 25%. The experimental results show that the protic solvent-HFIP has a better promotion effect on the reaction. Different inorganic bases (LiOAc, KOAc, CsOAc and Cu(OAc)₂) were then screened (entry 5–8, Table 1), but the results were no better than that obtained with NaOAc (entry 4, Table 1). The yield was improved to 46% when AgSbF₆ was removed (compare entry 9 with entry 4, Table 1). Next, the yield increased to 71% in the absence of

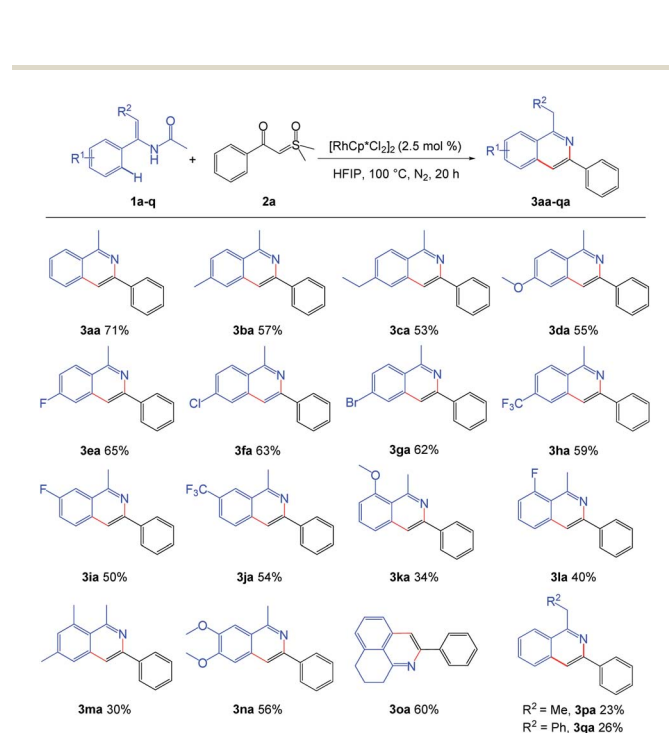
Table 1 Optimization of the reaction conditions^a

Entry	Catalyst	Additive/base	Solvent	Yield ^b (%)
1	[RhCp*Cl ₂] ₂	AgSbF ₆ /NaOAc	THF	N.R.
2	[RhCp*Cl ₂] ₂	AgSbF ₆ /NaOAc	DMF	N.R.
3	[RhCp*Cl ₂] ₂	AgSbF ₆ /NaOAc	DCE	N.R.
4	[RhCp*Cl ₂] ₂	AgSbF ₆ /NaOAc	HFIP	25
5	[RhCp*Cl ₂] ₂	AgSbF ₆ /LiOAc	HFIP	19
6	[RhCp*Cl ₂] ₂	AgSbF ₆ /KOAc	HFIP	18
7	[RhCp*Cl ₂] ₂	AgSbF ₆ /CsOAc	HFIP	20
8	[RhCp*Cl ₂] ₂	AgSbF ₆ /Cu(OAc) ₂	HFIP	5
9	[RhCp*Cl ₂] ₂	—/NaOAc	HFIP	46
10	[RhCp*Cl ₂] ₂	—/LiOAc	HFIP	30
11	[RhCp*Cl ₂] ₂	—/KOAc	HFIP	28
12	[RhCp*Cl ₂] ₂	—/CsOAc	HFIP	29
13	[RhCp*Cl ₂] ₂	—/Cu(OAc) ₂	HFIP	12
14	[RhCp*Cl ₂] ₂	—	HFIP	71
15	[Rh(cod)Cl] ₂	—	HFIP	N.R.
16	RhCl ₃	—	HFIP	N.R.
17	—	—	HFIP	N.R.
18 ^c	[RhCp*Cl ₂] ₂	—	HFIP	53
19 ^d	[RhCp*Cl ₂] ₂	—	HFIP	65

^a Reaction conditions: **1a** (0.3 mmol), **2a** (0.2 mmol), [RhCp*Cl₂]₂ (2.5 mol%), additive (20 mol%), base (1.0 equiv.), solvent (2.0 mL), 100 °C, under N₂, for 20 h. N.R. = no reaction. ^b Isolated yields. ^c 80 °C. ^d 120 °C.

NaOAc (compare entry 14 with entry 9, Table 1). The other transition metal catalysts such as [Rh(cod)Cl]₂ and RhCl₃ were probed as well. The reaction results indicated that they were less effective than [RhCp*Cl₂]₂ (entry 15–16, Table 1). Control experiment showed that an absence of the Rh catalyst led to no formation of **3aa** (entry 17, Table 1). The temperature reduction (80 °C) or elevation (120 °C) had an adverse effect (entry 18–19, Table 1). Therefore, the best result (71%) was achieved by using [RhCp*Cl₂]₂ (2.5 mol%) in HFIP at 100 °C under N₂ for 20 h.

With the optimized reaction conditions in hand, we then investigated the generality and scope of enamide. Diversified enamides bearing various aryl moieties substituted by electron-donating groups and electron-withdrawing groups reacted smoothly, affording the desired products in moderate to good yields. Among them, the enamide substrates with the *para*-position substituted by various electron-donating groups, such as –Me, –Et and –OMe could be smoothly converted into the desired products (Scheme 2, **3ba–3da**). When the electron-withdrawing groups including –F, –Cl, –Br and –CF₃ were introduced to the *para*-position of benzene ring of enamide, it was also tolerated to the standard reaction conditions, and gave the good yield (Scheme 2, **3ea–3ha**). We further introduced –F and –CF₃ groups into the 3-position of benzene ring of enamide **1a** and good results were also obtained (Scheme 2, **3ia–3ja**). However, the yield decreased markedly when *ortho* position of the benzene ring was substituted by –OMe or –F (Scheme 2, **3ka–3la**). This may be due to steric effects. Interestingly, fused isoquinoline **3oa** could also be obtained by this method in the yield of 60%. It was noteworthy that the methyl or phenyl substituted enamide on olefinic bond could also be converted into

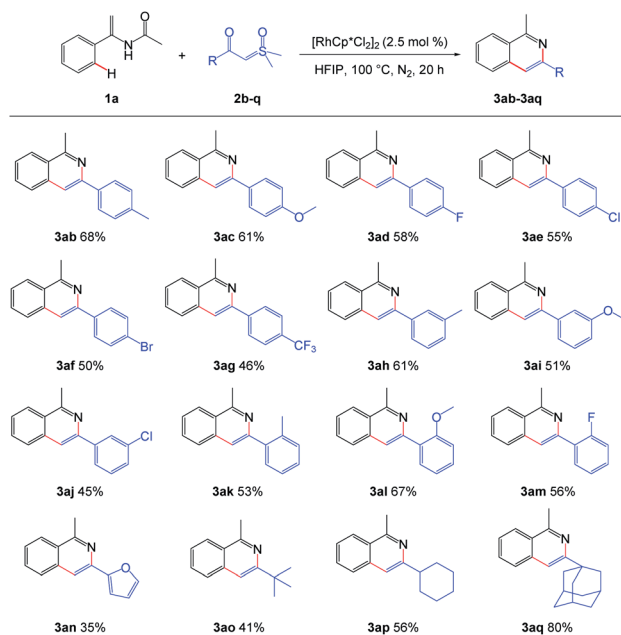


Scheme 2 Scope of the enamides. ^a Reaction conditions: **1** (0.3 mmol), **2a** (0.2 mmol), [RhCp*Cl₂]₂ (2.5 mol%), in HFIP (2.0 mL), at 100 °C, under N₂, for 20 h.

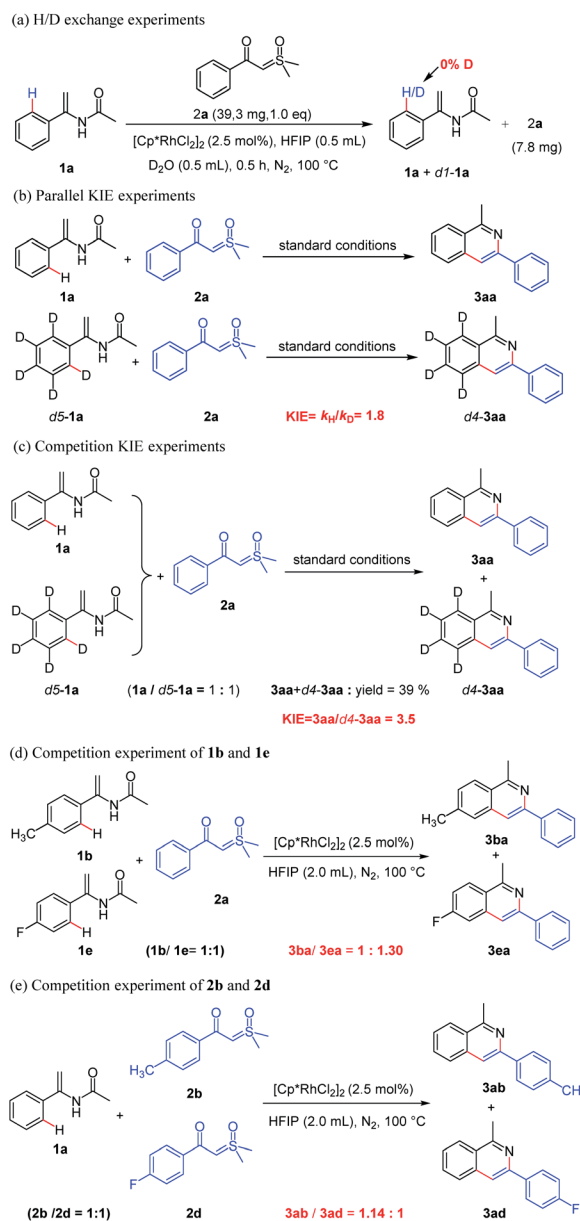
corresponding isoquinoline products **3pa** or **3qa**, which further expanding the scope of this protocol.

Next, the scope of sulfoxonium ylides was examined and the results are summarized in Scheme 3. Both the electron-donating and electron-withdrawing groups of the phenyl rings tolerated well, giving the desired isoquinolines in moderate to good yields (Scheme 3, **3ab–3am**). When the phenyl group in sulfoxonium ylide **2a** was switched to alkyl group, the reaction still performed smoothly to give the corresponding products (Scheme 3, **3ao–3aq**). However, when the phenyl ring was replaced by a furan ring, **3an** was obtained in a lower yield.

With the established substrate scope of the products, we conducted a series of experiments to investigate the possible mechanism. Initially, when the reaction of **1a** was performed with D₂O and sulfoxonium ylide **2a** under standard conditions for 0.5 h, 25% of **1a** were recovered and no deuterium was found at the *ortho* position of the benzene ring, showing no H/D exchange (Scheme 4a). It should indicate that the C–H bond activation of enamide might follow an irreversible process. Then, two parallel independent reactions (Scheme 4b) and the one-pot deuterium competition reaction (Scheme 4c) of substrates **1a** and *d5-1a* were carried out, giving k_H/k_D values of 1.8 and 3.5 respectively. Both results indicate that the *ortho* C–H bond cleavage of enamide was likely involved in the turnover-limiting step. Moreover, the intermolecular competition experiment between electron-rich and electron-deficient enamides (**1b** *vis* **1e**) shows a ratio of products **3ba** and **3ea** of 1 : 1.30 based on the yields, suggesting that the aryl Csp²–H bond activation possibly proceeded through concerted metallation-deprotonation (CMD) process instead of electrophilic rhodiumization pathway (Scheme 4d). Finally, the competitive



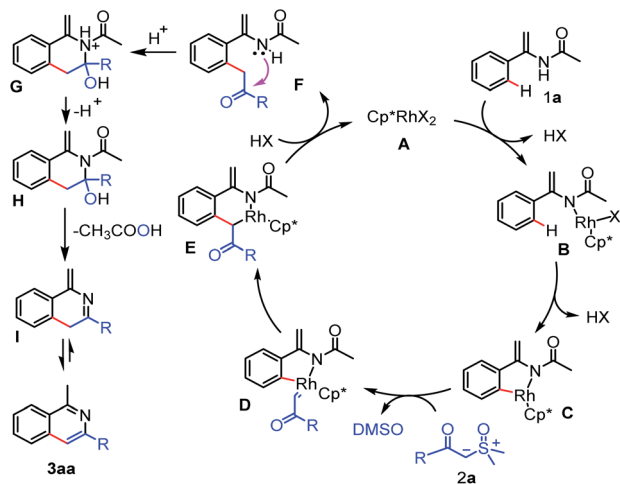
Scheme 3 Scope of the sulfoxonium ylides. ^a Reaction conditions: **1a** (0.3 mmol), **2** (0.2 mmol), [RhCp*Cl₂]₂ (2.5 mol%), in HFIP (2.0 mL), at 100 °C, under N₂, for 20 h.



Scheme 4 Mechanism study experiments.

coupling-cyclization of α -(4-methylbenzoyl)-sulfoxonium ylide (**2b**) and α -(4-fluorobenzoyl) sulfoxonium ylide (**2d**) with enamide (**1a**) led to the yields of **3ab** and **3ad** with a ratio of 1.14 : 1 based on the yields (Scheme 4e), indicating that electron-rich sulfoxonium ylide more easily forms a rhodium-carbene than the electron-deficient sulfoxonium ylide, which facilitates the formation of isoquinoline.

On the basis of the above experimental results and precedent literatures,^{14d,15d,18} a plausible reaction mechanism was proposed as shown in Scheme 5. The process begins with coordination of nitrogen atom of enamide **1a** to the rhodium atom of **A** and subsequent Csp²–H activation *via* the concerted metallation-deprotonation (CMD) afford the key five-membered rhodacycle **C**, which is trapped by the sulfoxonium ylide **2a** to form the rhodium-carbene **D** through the elimination of DMSO.



Scheme 5 Proposed reaction pathway.

Next, migratory insertion of carbene species into the Rh–C(sp²) bond in the intermediate **D** provides a six-membered rhodacycle intermediate **E**. Finally, protonolysis of **E** produces the acylmethylated intermediate **F**, which undergoes successive addition, elimination and aromatization steps under the acidic conditions to afford the target product **3aa**.

Conclusions

In summary, we have disclosed a novel strategy for the synthesis of isoquinolines *via* rhodium(III)-catalyzed C–H activation and annulation. The useful building blocks of enamides and sulfoxonium ylides are applied, and a range of substituted isoquinolines are prepared under mild reaction conditions. This versatile method needs not any additives such as silver salts and mesitylenic acid. Further investigation to expand the applications of enamides is underway in our laboratory.

Conflicts of interest

There are no conflicts to declare.

Acknowledgements

This research was supported by the Natural Science Foundation of China (No. 21672186) and Important Project of Zhejiang province (2020C01149).

Notes and references

- For selected examples, see: (a) M. Croisy-Delcey, A. Croisy, D. Carrez, C. Huel, A. Chiaroni, P. Ducrot, E. Bisagni, L. Jin and G. Leclercq, *Bioorg. Med. Chem.*, 2000, **8**, 2629–2641; (b) D. Collado, E. Perez-Inestrosa, R. Suau, J.-P. Desvergne and H. Bouas-Laurent, *Org. Lett.*, 2002, **4**, 855–858; (c) Y. Kashiwada, A. Aoshima, Y. Ikeshiro, Y.-P. Chen, H. Furukawa, M. Itoigawa, T. Fujioka, K. Mihashi, L. M. Cosentino, S. L. Morris-Natschke and K.-H. Lee, *Bioorg. Med. Chem.*, 2005, **13**, 443–448; (d) Q. Zhao, S. Liu, M. Shi, C. Wang, M. Yu, L. Li, F. Li, T. Yi and C. Huang, *Inorg. Chem.*, 2006, **45**, 6152–6160; (e) K. W. Bentley, *Nat. Prod. Rep.*, 2006, **23**, 444–463.
- W.-S. Yu, Z.-N. Wu, Z.-F. Qiu, C.-J. Zhao, F.-L. Zhang and Z.-Z. Yang, *Russ. J. Org. Chem.*, 2020, **56**, 1295–1299.
- L. M. Mori-Quiroz, S. L. Hedrick, A. R. De Los Santos and M. D. Clift, *Org. Lett.*, 2018, **20**, 4281–4284.
- B. B. Borase, H. M. Godbole, G. P. Singh, P. R. Upadhyay, A. Trivedi, V. Bhat and G. G. Shenoy, *Synth. Commun.*, 2020, **50**, 48–55.
- K. Bhadra and G. S. Kumar, *Med. Res. Rev.*, 2011, **31**, 821–862.
- For a selected examples, see: (a) Y.-N. Niu, Z.-Y. Yan, G.-L. Gao, H.-L. Wang, X.-Z. Shu, K.-G. Ji and Y.-M. Liang, *J. Org. Chem.*, 2009, **74**, 2893–2896; (b) R. He, Z.-T. Huang, Q.-Y. Zheng and C. Wang, *Angew. Chem., Int. Ed.*, 2014, **53**, 4950–4953; (c) Y. Yang, J.-X. Yu, X.-H. Ouyang and J.-H. Li, *Org. Lett.*, 2015, **17**, 3982–3985; (d) J.-B. Feng and X.-F. Wu, *Adv. Synth. Catal.*, 2016, **358**, 2179–2185; (e) R. S. Phatake, P. Patel and C. V. Ramana, *Org. Lett.*, 2016, **18**, 292–295; (f) R. Gujjarappa, N. Vodnala and C. C. Malakar, *Adv. Synth. Catal.*, 2020, **362**, 4896–4990.
- A. Bischler and B. Napieralski, *Ber. Dtsch. Chem. Ges.*, 1893, **26**, 1903–1908.
- A. Pictet and A. Gams, *Ber. Dtsch. Chem. Ges.*, 1910, **43**, 2384–2391.
- A. Pictet and T. Spengler, *Ber. Dtsch. Chem. Ges.*, 1911, **44**, 2030–2036.
- For selected examples of Rh species as catalyst, see: (a) P. C. Too, Y.-F. Wang and S. Chiba, *Org. Lett.*, 2010, **12**, 5688–5691; (b) G. Song, D. Chen, C.-L. Pan, R. H. Crabtree and X. Li, *J. Org. Chem.*, 2010, **75**, 7487–7490; (c) L. Zheng, J. Ju, Y. Bin and R. Hua, *J. Org. Chem.*, 2012, **77**, 5794–5800; (d) Z. Shi, D. C. Koester, M. Boultadakis-Arapinis and F. Glorius, *J. Am. Chem. Soc.*, 2013, **135**, 12204–12207; (e) S.-C. Chuang, P. Gandeepan and C.-H. Cheng, *Org. Lett.*, 2013, **15**, 5750–5753; (f) N. J. Webb, S. P. Marsden and S. A. Raw, *Org. Lett.*, 2014, **16**, 4718–4721; (g) H. Chu, S. Sun, J.-T. Yu and J. Cheng, *Chem. Commun.*, 2015, **51**, 13327–13329; (h) S. Zhang, D. Huang, G. Xu, S. Cao, R. Wang, S. Peng and J. Sun, *Org. Biomol. Chem.*, 2015, **13**, 7920–7923; (i) A. B. Weinstein and J. A. Ellman, *Org. Lett.*, 2016, **18**, 3294–3297; (j) X. Wu, H. Xiong, S. Sun and J. Cheng, *Org. Lett.*, 2018, **20**, 1396–1399; (k) R. Nie, R. Lai, S. Lv, Y. Xu, L. Guo, Q. Wang and Y. Wu, *Chem. Commun.*, 2019, **55**, 11418–11421.
- For selected examples of Ru species as catalyst, see: (a) L. Ackermann and S. Fenner, *Org. Lett.*, 2011, **13**, 6548–6551; (b) S. Ruiz, F. J. Sayago, C. Catiuela and E. P. Urriolabeitia, *J. Mol. Catal. A: Chem.*, 2017, **426**, 407–418.
- For selected examples of Co species as catalyst, see: (a) B. Sun, T. Yoshino, M. Kanai and S. Matsunaga, *Angew. Chem., Int. Ed.*, 2015, **54**, 12968–12972; (b) G. Sivakumar, A. Vijeta and M. Jeganmohan, *Chem.–Eur. J.*, 2016, **22**, 5899–5903; (c) C. Kuai, L. Wang, B. Li, Z. Yang and X. Cui, *Org. Lett.*, 2017, **19**, 2102–2105; (d) F. Yang, J. Yu, Y. Liu

- and J. Zhu, *Org. Lett.*, 2017, **19**, 2885–2888; (e) X.-C. Li, C. Du, H. Zhang, J.-L. Niu and M.-P. Song, *Org. Lett.*, 2019, **21**, 2863–2866.
- 13 For selected examples of Pd species as catalyst, see: (a) N. Zhang, B. Li, H. Zhong and J. Huang, *Org. Biomol. Chem.*, 2012, **10**, 9429–9439; (b) Z.-W. Zhang, A. Lin and J. Yang, *J. Org. Chem.*, 2014, **79**, 7041–7050; (c) B. Nie, W. Wu, W. Zeng, Q. Ren, J. Zhang, Y. Zhang and H. Jiang, *Adv. Synth. Catal.*, 2020, **362**, 1362–1369.
- 14 For selected reviews of sulfoxonium ylides, see: (a) J. D. Neuhaus, R. Oost, J. Merad and N. Maulide, *Top. Curr. Chem.*, 2018, **376**, 15–61; (b) J. Vaitla, A. Bayer and K. H. Hopmann, *Synlett*, 2019, **30**, 1377–1383; (c) X. Wu, S. Sun, J.-T. Yu and J. Cheng, *Synlett*, 2019, **30**, 21–29; (d) J. Vaitla and A. Bayer, *Synthesis*, 2019, **51**, 612–628.
- 15 For selected examples of sulfoxonium ylides, see: (a) M. Barday, C. Janot, N. R. Halcovitch, J. Muir and C. Aissa, *Angew. Chem., Int. Ed.*, 2017, **56**, 13117–13121; (b) Y. Xu, X. Zhou, G. Zheng and X. Li, *Org. Lett.*, 2017, **19**, 5256–5259; (c) X. Wu, H. Xiong, S. Sun and J. Cheng, *Org. Lett.*, 2018, **20**, 1396–1399; (d) Y. Xu, G. Zheng, X. Yang and X. Li, *Chem. Commun.*, 2018, **54**, 670–673; (e) C. You, C. Pi, Y. Wu and X. Cui, *Adv. Synth. Catal.*, 2018, **360**, 4068–4072; (f) R. Nie, R. Lai, S. Lv, Y. Xu, L. Guo, Q. Wang and Y. Wu, *Chem. Commun.*, 2019, **55**, 11418–11421; (g) G.-D. Xu, K. L. Huang and Z.-Z. Huang, *Adv. Synth. Catal.*, 2019, **361**, 3318–3323; (h) J. Yu, S. Wen, D. Ba, W. Lv, Y. Chen and G. Cheng, *Org. Lett.*, 2019, **21**, 6366–6369; (i) Y. Huang, X. Lyu, H. Song and Q. Wang, *Adv. Synth. Catal.*, 2019, **361**, 5272–5276; (j) N. Lv, Z. Chen, Z. Liu and Y. Zhang, *J. Org. Chem.*, 2019, **84**, 13013–13021; (k) Z. Shen, C. Pi, X. Cui and Y. Wu, *Chin. Chem. Lett.*, 2019, **30**, 1374–1378; (l) J. Zhang, X. Wang, D. Chen, Y. Kang, Y. Ma and M. Szostak, *J. Org. Chem.*, 2020, **85**, 3192–3201; (m) Y. Wu, C. Pi, X. Cui and Y. Wu, *Org. Lett.*, 2020, **22**, 361–364; (n) C. N. Kona, Y. Nishii and M. Miura, *Org. Lett.*, 2020, **22**, 4806–4811; (o) Q.-W. Gui, F. Teng, Z.-C. Li, X.-F. Jin, M. Zhang, J.-N. Dai, Y.-W. Lin, Z. Cao and W.-M. He, *Org. Chem. Front.*, 2020, **7**, 4026–4030.
- 16 G. Zheng, M. Tian, Y. Xu, X. Chen and X. Li, *Org. Chem. Front.*, 2018, **5**, 998–1002.
- 17 X. Shi, R. Wang, X. Zeng, Y. Zhang, H. Hu, C. Xie and M. Wang, *Adv. Synth. Catal.*, 2018, **360**, 4049–4053.
- 18 R. Nie, R. Lai, S. Lv, Y. Xu, L. Guo, Q. Wang and Y. Wu, *Chem. Commun.*, 2019, **55**, 11418–11421.
- 19 For selected examples, see: (a) R. Matsubara and S. Kobayashi, *Acc. Chem. Res.*, 2008, **41**, 292–301; (b) J.-H. Xie, S.-F. Zhu and Q.-L. Zhou, *Chem. Rev.*, 2011, **111**, 1713–1760; (c) K. Gopalaiah and H. B. Kagan, *Chem. Rev.*, 2011, **111**, 4599–4657; (d) M.-N. Zhao, Z.-H. Ren, Y.-Y. Wang and Z.-H. Guan, *Chem. Commun.*, 2012, **48**, 8105–8107; (e) G. Liu, X. Liu, Z. Cai, G. Jiao, G. Xu and W. Tang, *Angew. Chem., Int. Ed.*, 2013, **52**, 4235–4238; (f) N. Hu, G. Zhao, Y. Zhang, X. Liu, G. Li and W. Tang, *J. Am. Chem. Soc.*, 2015, **137**, 6746–6749; (g) T. Ju, Q. Fu, J.-H. Ye, Z. Zhang, L.-L. Liao, S.-S. Yan, X.-Y. Tian, S.-P. Luo, J. Li and D.-G. Yu, *Angew. Chem., Int. Ed.*, 2018, **57**, 13897–13901.
- 20 For selected examples, see: (a) H. Zhou, Y.-H. Xu, W.-J. Chung and T.-P. Loh, *Angew. Chem.*, 2009, **121**, 5459–5461; (b) S. Rakshit, F. W. Patureau and F. Glorius, *J. Am. Chem. Soc.*, 2010, **132**, 9585–9587; (c) D. R. Stuart, P. Alsabeh, M. Kuhn and K. Fagnou, *J. Am. Chem. Soc.*, 2010, **132**, 18326–18339; (d) M. P. Huestis, L. Chan, D. R. Stuart and K. Fagnou, *Angew. Chem., Int. Ed.*, 2011, **50**, 1338–1341; (e) K. D. Hesp, R. G. Bergman and J. A. Ellman, *J. Am. Chem. Soc.*, 2011, **133**, 11430–11433; (f) M. Chen, Z.-H. Ren, Y.-Y. Wang and Z.-H. Guan, *Angew. Chem., Int. Ed.*, 2013, **52**, 14196–14199; (g) B. Li, N. Wang, Y. Liang, S. Xu and B. Wang, *Org. Lett.*, 2013, **15**, 136–139; (h) M.-N. Zhao, Z.-H. Ren, Y.-Y. Wang and Z.-H. Guan, *Org. Lett.*, 2014, **16**, 608–611; (i) M.-N. Zhao, L. Yu, R.-R. Hui, Z.-H. Ren, Y.-Y. Wang and Z.-H. Guan, *ACS Catal.*, 2016, **6**, 3473–3477; (j) P. Shi, S. Li, L.-M. Hu, C. Wang, T.-P. Loh and X.-H. Hu, *Chem. Commun.*, 2019, **55**, 11115–11118.
- 21 (a) W. Yu, J. Chen, K. Gao, Z. Liu and Y. Zhang, *Org. Lett.*, 2014, **16**, 4870–4873; (b) W. Yu, W. Zhang, Y. Liu, Y. Zhou, Z. Liu and Y. Zhang, *RSC Adv.*, 2016, **6**, 24768–24772; (c) W. Yu, W. Zhang, Y. Liu, Z. Liu and Y. Zhang, *Org. Chem. Front.*, 2017, **4**, 77–80; (d) W. Zhang, W. Yu, Q. Yan, Z. Liu and Y. Zhang, *Org. Chem. Front.*, 2017, **4**, 2428–2432.