

Cite this: *RSC Adv.*, 2019, 9, 28764Received 30th June 2019
Accepted 29th August 2019

DOI: 10.1039/c9ra04926f

rsc.li/rsc-advances

N-Heterocyclic carbene copper catalyzed quinoline synthesis from 2-aminobenzyl alcohols and ketones using DMSO as an oxidant at room temperature†

Jingxiu Xu,^a Qingmao Chen,^a Zhigao Luo,^a Xiaodong Tang^{ID}*^b and Jinwu Zhao^{ID}*^a

A facile and practical process for the synthesis of quinolines through an N-heterocyclic carbene copper catalyzed indirect Friedländer reaction from 2-aminobenzyl alcohol and aryl ketones using DMSO as an oxidant at room temperature is reported. A series of quinolines were synthesized in acceptable yields.

Introduction

Quinolines are an important class of heterocyclic molecules that are widely found in natural products, especially in alkaloids, and in synthetic pharmacologically active substances, due to their biological activities, such as anticancer, antiviral, antibacterial, antifungal, anti-inflammatory and antiplatelet aggregation.¹ For example, cinchophen (**A**) is a quinoline carboxylic acid used as an analgesic drug, quinoline derivatives exemplified by **B** could inhibit DNA gyrase in antibacterial tests,² and quinoline compound **C** has been developed as a 6-phosphofructo-2-kinase/fructose-2,6-biphosphatase 3 (PFKFB₃) inhibitor with an IC₅₀ 137 nM for cancer treatment (Fig. 1).³

In view of the importance of quinolines, great endeavors have been made to develop the procedures for the synthesis of quinoline derivatives.⁴ The classical strategies include Skraup, Doebner-von Miller, Conrad-Limpach, Pfitzinger, and Friedländer syntheses.⁵ Among them, Friedländer quinoline synthesis, featuring cyclization of 2-aminobenzaldehydes with ketones promoted by base or acid, is considered to be the simplest method, although it suffers from the drawback that the starting materials 2-aminobenzaldehydes are unstable and easily prone to self-condensation.⁶ The indirect Friedländer quinoline synthesis is subsequently developed to improve Friedländer synthesis through the oxidative cyclization of 2-aminobenzyl alcohols instead of *o*-aminobenzaldehydes with ketones or their precursor, alcohols. In general, there are three strategies for the indirect Friedländer quinoline synthesis (Scheme 1): (a) using ketone as the oxidant through Pfitzner–Moffatt oxidation by adding at least 2 equivalent of starting material, ketone⁷ or

another ketone, for example, benzophenone.⁸ (b) Using oxygen or air as the oxidant at high reaction temperature.⁹ (c) Through catalytic dehydrogenation, usually under the catalysis of unique metal complex.¹⁰

Although these reported processes facilitate alternative for quinolines synthesis, they suffer from the drawbacks such as a waste of starting materials, harsh conditions and/or the need of special catalyst, which is not easy to prepare. Therefore, the development of an alternative method for the indirect Friedländer quinoline synthesis is still in demand. Herein, we report a process for the synthesis of quinoline from 2-aminobenzyl alcohol and aryl ketones under the catalysis of N-heterocyclic carbene copper complex using DMSO as an oxidant at room temperature (Scheme 1).

Results and discussion

Our studies began by optimizing the reaction conditions for the synthesis of quinolines, choosing 2-aminobenzyl alcohol (**1a**) and acetophenone (**2a**) as model substrates. The results are collected in Table 1. When this reaction was conducted at room temperature for 6 h under the catalysis of CuCl₂ using molecular oxygen as the oxidant in the presence of 3.0 equivalent of KOH in dioxane, which is the solvent usually employed in the oxidative indirect Friedländer quinolines synthesis, trace

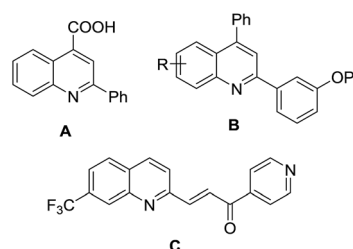


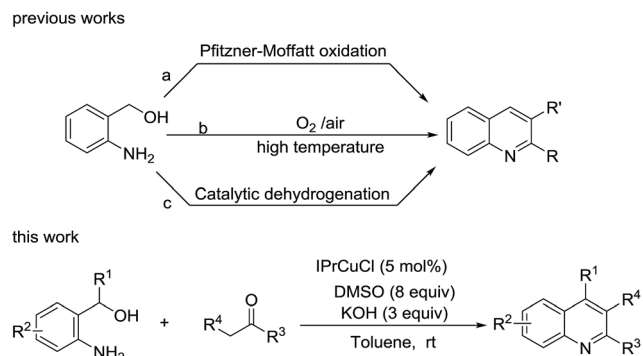
Fig. 1 Examples of bioactive quinolines.

^aSchool of Pharmacy, Guangdong Medical University, Dongguan 523808, China. E-mail: jwzhao@gdmu.edu.cn

^bSchool of Pharmaceutical Sciences, Southern Medical University, Guangzhou 510515, China. E-mail: tangxdong@smu.edu.cn

† Electronic supplementary information (ESI) available. See DOI: 10.1039/c9ra04926f





Scheme 1 The synthesis of quinolines from 2-aminobenzyl alcohols.

amount of the desired 2-phenylquinoline (**3aa**) was detected by GC (Entry 1). The results of screening the conventional solvents suggested that DMSO benefited this transformation most (Entries 2–4). Unexpectedly, this reaction could take place efficiently in the absence of oxygen, and the yield of desired product was further improved by running the reaction in toluene using 8.0 equivalent of DMSO as an oxidant (Entries 5 and 6). When 10 mol% 1,10-phenanthroline was added, the corresponding quinolone was formed with a higher yield (Entry 7). Probably, the ligand could coordinate copper to form *in situ* a homogeneous copper catalysts, which could prevent the formation of heterogeneous CuO. Encouraged by these promising results, we turned our attention to copper N-heterocyclic carbene complexes in consideration of their stability and activity under basic conditions.¹¹ The testing results suggested

Table 1 Optimizing the reaction conditions^a

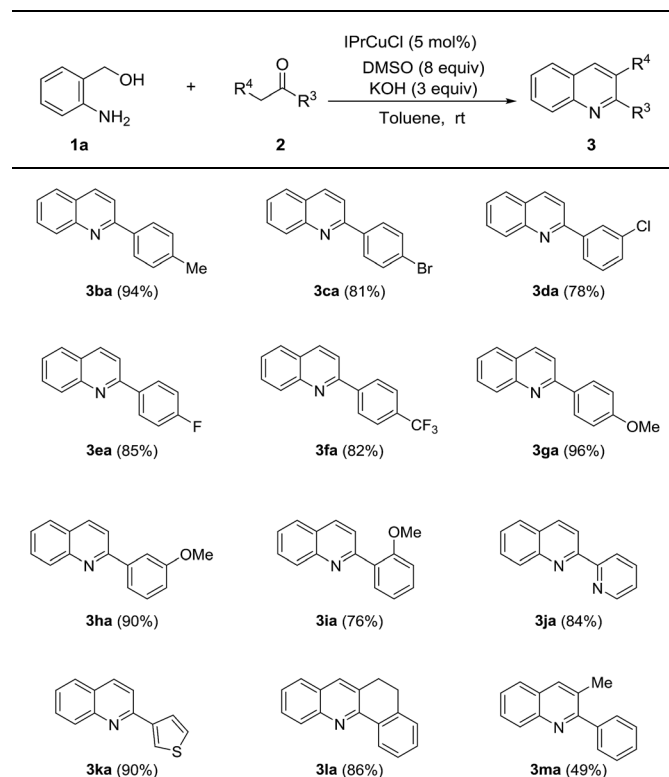
Entry	Catalyst (mol%)	Oxidant (equiv.)	Solvent	Yield ^b (%)
1	CuCl ₂ (5)	O ₂	Dioxane	Trace
2	CuCl ₂ (5)	O ₂	Toluene	Trace
3	CuCl ₂ (5)	O ₂	CH ₂ Cl ₂	0
4	CuCl ₂ (5)	O ₂	DMSO	21
5	CuCl ₂ (5)	—	DMSO	31
6	CuCl ₂ (5)	DMSO (8)	Toluene	43
7	CuCl ₂ /Phen (5/10)	DMSO (8)	Toluene	54
8 ^c	IMesCuCl (1)	DMSO (8)	Toluene	65
9 ^d	IPrCuCl (1)	DMSO (8)	Toluene	73
10	IPrCuCl (3)	DMSO (8)	Toluene	86
11 ^e	IPrCuCl (5)	DMSO (8)	Toluene	94 (89)
12	IPrCuCl (15)	DMSO (8)	Toluene	93
13	—	DMSO (8)	Toluene	20
14	IPrCuCl (5)	—	Toluene	0

^a Reaction conditions: **1a** (0.5 mmol), **2a** (0.5 mmol), KOH (3.0 equiv.), catalyst and oxidant (indicated amount) in 3 mL solvent at room temperature for 12 h. ^b GC yield. ^c IMesCuCl = chloro[1,3-dimesitylimidazol-2-ylidene]copper(i). ^d IPrCuCl = chloro[1,3-bis(2,6-diisopropylphenyl)imidazol-2-ylidene]copper(i). ^e The value in bracket is isolated yield.

that more sterically demanding IPrCuCl was more beneficial to this transformation compared with IMesCuCl (Entries 8 and 9). Catalyst loading was finally investigated. It was found that the yield of **3aa** was increased with the increase of copper complex loading and 5 mol% was optimal for this process to synthesize quinolines (Entries 10 and 11). In contrast, the dosage of IPrCuCl must be increased to 15 mol% when toluene, DMSO and KOH were used without drying, for the possible reason that the inclusive water could make the copper complex decompose (Entry 12). Performing this reaction in absence of copper led to a plunge of the yield of expected quinolone (Entry 13), and no corresponding product was isolated with starting materials recovered when this reaction took place without DMSO (Entry 14).

The scope of the protocol was further investigated after the optimal reaction conditions were established. **1a** was reacted with various ketones under the best reaction conditions, and the results are listed in Table 2. Generally, acetophenones substituted by either electron-donating groups or electron withdrawing groups on the aromatic ring could smoothly go through the cyclization reaction and afforded the corresponding products in moderate to excellent yields (Table 2, **3ba–3ea**). The experimental results indicated that steric hindrance of the group on the phenyl ring of acetophenones had a significant effect on the transformation and *ortho*-substituted

Table 2 Scope of ketones^{a,b}

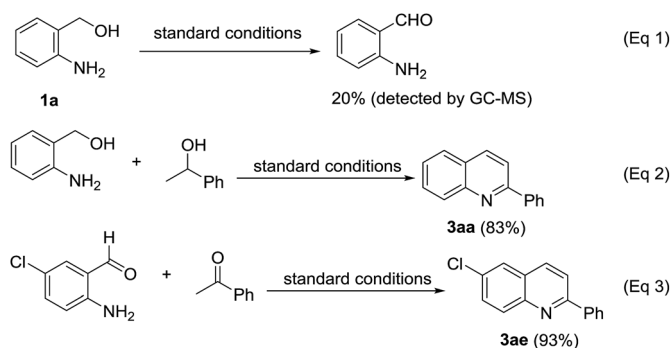


^a Reactions were performed with **1a** (0.5 mmol), **2** (0.5 mmol), IPrCuCl (5 mol%), DMSO (8 equiv.) and KOH (3 equiv.) in Toluene (3 mL) at room temperature for 6 h. ^b Isolated yield.

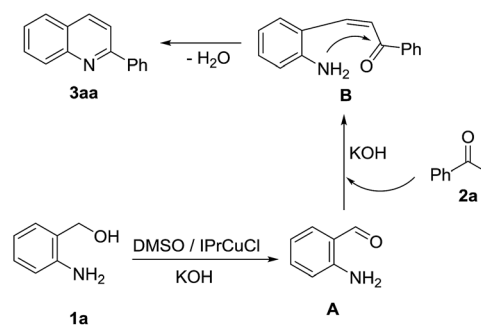
acetophenone gave the worst result compared with *meta*- or *para*-substituted ones (Table 2, **3ga–3ia**). Heteroaryl methyl ketones were found to be good partners of 2-aminobenzyl alcohol, providing the target quinolines in high yields (Table 2, **3ja–3ka**). 5, 6-Dihydrobenzo[*c*]acridine **3la** was formed in 86% yield when **2l** was subjected to the optimized reaction conditions. However, aryl ketone with a long-chain substituent furnished the desired quinolines in lower yields (Table 2, **3ma**).

A variety of 2-aminobenzyl alcohols were then probed, and the results are summarized in Table 3. We found that 2-aminobenzyl alcohols substituted by electron-donating groups and halogens on the phenyl ring could all undergo the transformation and produce the target compounds in good to excellent yields (Table 3, **3ab–3ag**). However, 2-aminobenzyl alcohols whose α -position was substituted by methyl or phenyl performed poorly under the standard conditions, delivering the corresponding products in 19% and 13% yield, respectively. After further optimization, it was found that they could smoothly go across the cyclization reaction in the mixture of DMSO and toluene (2 : 1) and provide the target quinolones in acceptable yields (Table 3, **3ah–3ai**), which demonstrated that steric effects of α -substituents of hydroxyls influenced the reaction considerably and a more polar medium benefited this reaction.

To gain insight into the mechanistic profile, some control experiments were conducted (Scheme 2). When 2-aminobenzyl alcohol (**1a**) was subjected to the standard conditions in the absence of ketone, 2-aminobenzaldehyde was formed in 20% with a 100% conversion of **1a** determined by GC-MS (eqn (1), see ESI†). Under the standard conditions, α -methylbenzyl alcohol was able to react with 2-aminobenzyl alcohol (**1a**) to provide



Scheme 2 Control experiments.



Scheme 3 Possible reaction pathway.

quinoline **3aa** in 83% isolated yield (eqn (2)). The reaction between 2-amino-5-chlorobenzaldehyde and acetophenone (**2a**) under the standard conditions afforded target quinoline **3ae** in 93% yield (eqn (3)).

On the basis of the above mentioned results and relevant reports in the literature, a reasonable reaction pathway for N-heterocyclic carbene copper complex catalyzed indirect Friedländer quinoline synthesis is illustrated in Scheme 3. Firstly, under the catalysis of N-heterocyclic carbene copper complex, **1a** is oxidized into 2-aminobenzaldehyde **A** by DMSO in the presence of KOH.¹² Aldol condensation between **2a** and **A** then takes place under a basic condition to furnish an α,β -unsaturated ketone **B**, which goes through the cyclodehydration reaction to give the final quinoline product.

Conclusions

In conclusion, we have developed a practical and facile process for the synthesis of quinolines through N-heterocyclic carbene copper complex catalyzed indirect Friedländer reaction from 2-aminobenzyl alcohols and aryl ketones using DMSO as an oxidant at room temperature. This method has broad substrate scope, tolerating aryl chloride, aryl bromide and 2-aminobenzyl alcohols substituted at α -position of hydroxyl.

Conflicts of interest

There are no conflicts to declare.

Table 3 Scope of 2-aminobenzyl alcohols^{a,b}

Structure 1	Structure 2a	Reaction Conditions	Structure 3	Yield (%)
		IPrCuCl (5 mol%), DMSO (8 equiv), KOH (3 equiv), Toluene, rt		
				93%
				97%
				88%
				86%
				89%
				84%
				27%, 76% ^c
				14%, 65% ^c

^a Reactions were performed with **1** (0.5 mmol), **2a** (0.5 mmol), IPrCuCl (5 mol%), DMSO (8 equiv.) and KOH (3 equiv.) in toluene (3 mL) at room temperature for 6 h. ^b Isolated yield. ^c Performed in the mixture of DMSO and toluene (2 : 1).

Acknowledgements

The authors thank the National Natural Science Foundation of China (21572040), Guangdong Natural Science Foundation (2015A030310371) and Scientific Research Foundation of Guangdong Medical University (M2015005) for financial support.

References

- (a) S. M. Hussaini, *Expert Opin. Ther. Pat.*, 2016, **26**, 1201; (b) P. Chung, Z. Bian, H. Pun, D. Chan, A. Chan, C. Chui, J. Tang and K. Lam, *Future Med. Chem.*, 2015, **7**, 947.
- M. Alagumuthu and S. Arumugam, *Bioorg. Med. Chem.*, 2017, **25**, 1448.
- P. Chand and G. H. Tapolsky, WO2013148228A1, 2013.
- (a) C. Li, J. Li, Y. An, J. Peng, W. Wu and H. Jiang, *J. Org. Chem.*, 2016, **81**, 12189; (b) M. Zhong, S. Sun, J. Cheng and Y. Shao, *J. Org. Chem.*, 2016, **81**, 10825; (c) H. Wang, Q. Xu, S. Shen and S. Yu, *J. Org. Chem.*, 2017, **82**, 770.
- S. Prajapati, K. Patel, R. Vekariya, S. Panchal and H. Patel, *RSC Adv.*, 2014, **4**, 24463.
- J. Marco-Contelles, E. Pérez-Mayoral, A. Samadi, M. Carreiras and E. Soriano, *Chem. Rev.*, 2009, **109**, 2652.
- (a) H. V. Mierde, P. V. D. Voort and F. Verpoort, *Tetrahedron Lett.*, 2008, **49**, 6893; (b) Y. Liang, X. Zhou, S. Tang, Y. Huang, Y. Feng and H. Xu, *RSC Adv.*, 2013, **3**, 7739; (c) Y. Zhu and C. Cai, *RSC Adv.*, 2014, **4**, 52911; (d) C. Cho, B. Kim, T. Kim and S. Shim, *Chem. Commun.*, 2001, **2001**, 2576; (e) A. Porcheddu and G. Chelucci, *Chem. Rec.*, 2019, **19**, 1.
- (a) R. Martínez, D. J. Ramón and M. Yus, *J. Org. Chem.*, 2008, **73**, 9778; (b) R. Martínez, D. J. Ramón and M. Yus, *Eur. J. Org. Chem.*, 2007, **2007**, 1599.
- (a) B. Chen, L. Chng, J. Yang, Y. Wei, J. Yang and J. Ying, *ChemCatChem*, 2013, **5**, 277; (b) N. Anand, S. Koley, B. J. Ramulu and M. S. Singh, *Org. Biomol. Chem.*, 2015, **13**, 9570; (c) C. Cho, W. Ren and S. Shim, *Tetrahedron Lett.*, 2006, **47**, 6781; (d) C. Cho, W. Ren and N. Yoon, *J. Mol. Catal. A: Chem.*, 2009, **299**, 117; (e) S. Yao, K. Zhou, J. Wang, H. Cao, L. Yu, J. Wu, P. Qiu and Q. Xu, *Green Chem.*, 2017, **19**, 2945.
- (a) G. Chakraborty, R. Sikari, S. Das, R. Mondal, S. Sinha, S. Banerjee and N. Paul, *J. Org. Chem.*, 2019, **84**, 2626; (b) B. Pan, B. Liu, E. Yue, Q. Liu, X. Yang, Z. Wang and W. Sun, *ACS Catal.*, 2016, **6**, 1247; (c) D. Tan, H. Li, D. Zhu, H. Li, D. Young, J. Yao and J. Lang, *Org. Lett.*, 2018, **20**, 608; (d) G. Zhang, J. Wu, H. Zeng, S. Zhang, Z. Yin and S. Zheng, *Org. Lett.*, 2017, **19**, 1080; (e) R. Wang, H. Fan, W. Zhao and F. Li, *Org. Lett.*, 2016, **18**, 3558; (f) M. Maji, K. Chakrabarti, B. Paul, B. C. Roy and S. Kundu, *Adv. Synth. Catal.*, 2018, **360**, 722.
- (a) D. Nelson and S. Nolan, *Coord. Chem. Rev.*, 2017, **353**, 278; (b) F. Lazreg, F. Nahra and C. Cazin, *Coord. Chem. Rev.*, 2015, **293-294**, 48.
- (a) L. Zhan, L. Han, P. Xing and B. Jiang, *Org. Lett.*, 2015, **17**, 5990; (b) K. Yang and Q. Song, *Org. Biomol. Chem.*, 2015, **13**, 2267-2272.