



Research article

Beyond the basics: Exploring the impact of social media marketing enablers on business success

Prakash Singh

E-Commerce Department, College of Administrative and Financial Sciences, Saudi Electronic University, Riyadh, 11673, Saudi Arabia

ARTICLE INFO

Keywords:

Businesses
Critical issues
DEMATEL approach
Organizations
Social media
Social media marketing enablers

ABSTRACT

In today's fast-paced world, social media marketing is crucial for businesses. However, many Saudi Arabian organizations need more skills and resources to use this strategy effectively. This article outlines organizations' top issues when adopting social media marketing and provides valuable insights into how to overcome them. After conducting an extensive literature review and consulting with experts from various sectors, 19 critical issues hindering social media marketing adoption in Saudi Arabian organizations were identified. The study employed the DEMATEL approach to analyze these issues and determine their impact level and cause-effect relationships. The study found that customer support, platform trust, secure data sharing, and perceived value significantly impact a business's social media marketing success. By addressing challenges like customer support, platform trust, and perceived value, businesses can enhance their social media marketing success and promote themselves globally by attracting and retaining customers through their social media presence. The insights gained from this research offer valuable guidance for Saudi Arabian organizations looking to refine their social media marketing strategies. To overcome the challenges hindering the adoption of social media marketing, businesses must address the "cause" and "effect" category issues. By adopting a formal and pragmatic approach, Saudi Arabian organizations can achieve sustainable growth and promote themselves to a global audience.

1. Introduction

Social media platforms offer businesses a unique opportunity to expand their reach, increase their visibility, and establish a strong brand presence in the global market [1–3]. Social media networking platforms have developed as an instrumental tool for businesses and marketers to acknowledge customers' needs and offer viable resolutions to their marketing challenges [4–6]. Even though this platform has become ubiquitous in people's lives and has emerged as a critical tool for businesses, the term "Social Media Marketing" still appears to have limited awareness among the business community [7,8]. Social Media Marketing (SMM) is a commercial marketing activity that leverages social media to positively influence consumers' purchasing decisions [9]. With people increasingly using social media to trade and share information about products and services, businesses must integrate social media into their marketing strategies to engage customers and build long-term relationships [10,11]. This has made social media a primary platform for businesses to engage with customers and promote their products and services [4,5]. However, the effectiveness of SMM campaigns depends on several enablers or critical success factors (CSF) that facilitate their success. Enablers, or CSFs, are defined as factors that create favorable conditions for a particular phenomenon [4]. These enablers, or CSFs, are critical to the success of SMM campaigns, and

E-mail addresses: phdpsingh@gmail.com, p.kishore@seu.edu.sa.

<https://doi.org/10.1016/j.heliyon.2024.e26435>

Received 12 July 2023; Received in revised form 9 February 2024; Accepted 13 February 2024

Available online 15 February 2024

2405-8440/© 2024 The Author. Published by Elsevier Ltd. This is an open access article under the CC BY-NC license (<http://creativecommons.org/licenses/by-nc/4.0/>).

identifying them is crucial for businesses seeking to leverage social media for improved marketing strategies [12]. In the contemporary business environment, social media has emerged as a vital component of communication and marketing strategies for companies operating nationally and internationally, enabling virtual engagement between users and allowing for real-time social interactions between consumers and businesses [10,11,13].

Businesses can leverage their global connectivity and reach to connect with diverse stakeholders, promote their offerings, facilitate social engagement, and achieve growth [3,14]. However, companies recognize the potential of social media as a tool for building and maintaining solid customer relationships [2,6,7]. Customers can quickly acquire vast information about products, services, brands, and their interaction to learn more about products and brands. The increase in social media community identity would enhance the brand commitment of the customer [15–17]. However, customers face different challenges in making purchase decisions due to the vast amount of information available and seeking proper guidance, and social media has assisted them [18]. There is still limited awareness of SMM enablers among the business community, regardless of the growing importance of this phenomenon [7,19]. Several studies have attempted to identify the key enablers of SMM, including the use of customer engagement metrics [20,21], social media analytics [4], and social media strategy [5] using diverse methodologies. However, limited studies on SMM enablers employing the DEMATEL approach have been conducted in the Middle East, particularly in Saudi Arabia. The Kingdom of Saudi Arabia is undergoing rapid digital transformation, and it becomes vital to study the critical success factors or enablers of SMM among Saudi Arabian organizations. SMM has become a significant part of these businesses' modern marketing strategies to reach target customers and build long-term relationships [22]. However, SMM practices are not adequately adopted as a marketing tool among companies in the kingdom, and hence, how does social media impact businesses and consumers, and what are the barriers to SMM seeking further investigation [23–25]. The kingdom has witnessed widespread adoption of social media platforms, particularly among young Saudi Arabian consumers. Hence, it became vital for companies to adopt SMM to attract and retain these potential customers. A thorough understanding of the enablers of SMM and the factors that prioritize them is required using the DEMATEL approach [26,27]. The application of grey theory can be seen in various problems across different domains, demonstrating its versatility as a valuable tool for decision-making when a problem contains various components with intricate relationships. For instance Ref. [28], utilized the DEMATEL approach to evaluate the adoption of traceability systems in the food supply chain (FSC). At the same time [29], quantified the cause-and-effect relationship between hurdles in adopting sustainable supply chain practices in the leather industry and [30] used it to study sustainable supply chains. Additionally [31], applied the method to evaluate Chinese remanufacturers' internal constraints in the auto parts sector. Nevertheless, to the best of my knowledge, studies in the literature have to apply this method in the context of social media marketing and its interconnected predictors. While researchers have examined various social media phenomena in different contexts, exploring the enablers of SMM from academic and industry experts has received little attention [32–34].

Consequently, this study seeks to fill the research gap using the DEMATEL method to recognize and prioritize SMM's CSFs or enablers. By doing so, this study seeks to offer insights into the critical success factors that can help business marketers make informed decisions regarding social media marketing. This study contributes to the growing body of knowledge on using SMM to enhance the effectiveness of SMM campaigns by identifying and prioritizing SMM enablers [26,27]. The present study employs the "Decision Making Trial and Evaluation Laboratory (DEMATEL)" approach to evaluate the critical success factors of social media marketing from marketers' perspectives [35]. The DEMATEL technique is a powerful tool to investigate the contextual interrelationships between the critical success factors under study by exploring the cause-and-effect relationships between the critical success factors [36–38]. The DEMATEL method approach has been widely used in diverse research disciplines due to its ability to solve complex business problems [36,37]. The study contributes to prioritizing the critical success factors or enablers of SMM through quantitative data analysis employing the DEMATEL approach for creating a priority list that will significantly contribute to the study. The Grey DEMATEL method is a highly effective approach that enables scholars and researchers to identify and evaluate the cause-effect relationships between various enablers or critical success factors. It involves several stages, including constructing a decision matrix, calculating the Grey relational coefficient, constructing a Grey DEMATEL matrix, deriving the Grey DEMATEL-based impact matrix, and identifying and ranking the key components [39]. The use of the Grey DEMATEL method underscores the rigor and validity of the study's findings, making this section essential reading for anyone interested in the social media marketing landscape in Saudi Arabia. This study contributes to pinpointing the critical enablers of SMM, assessing their prioritization, and exploring their impact on global business strategies by reviewing existing literature and generating a questionnaire validated by industry and academic experts. Furthermore, this study also contributes to augmenting theoretical and practical insights for academics, businesses, and marketers leveraging SMM strategies to gain a competitive advantage and explore the critical enablers of Social Media Marketing (SMM) and their causes and effects in the social media ecosystem from an academic and marketing perspective.

The study aims to bridge these identified research gaps by uncovering the answers to the stated research questions (RQ), namely, **RQ1:** *What are the critical success factors or enablers of Social Media Marketing (SMM) that support businesses and marketers in the social media setting?* **RQ2:** *Which critical success factors or enablers of SMM hold the most significant potential for supporting businesses and marketers in the social media setting?* **RQ3:** *In what ways can prioritizing Social Media Marketing Enablers (SMME) enhance the development and implementation of effective marketing strategies of businesses and marketers in the social media setting?* The article is organized as follows: Section 2 provides a review of relevant literature on SMM enablers. Section 3 presents the methodology used and key results of the study. The discussions are presented in section 4. Implications, Limitations, and future research directions of the study are presented in section 5. The conclusion is summarized in the article's final section, followed by references.

2. Literature review

2.1. Marketing strategy

Marketing strategy is a critical component of a business that involves making comprehensive decisions on market segmentation, marketing activities, and allocation of resources to create, communicate, and deliver valuable products to customers [40]. It requires the deliberate deployment of resources to interact with customers and competitors to achieve specific organizational objectives [41, 42]. Marketing strategy is a business's choice of activities and is central to creating and implementing marketing campaigns [43]. Research suggests that both theory and practice are essential for optimal business outcomes and improved customer experience [21]. The field of marketing strategy has several sub-domains that require further development to keep up with the changing times [20]. One such area that needs attention is social media as a marketing medium [44]. highlight that the study of SMM enablers is another under-researched area within the marketing function. Understanding these enablers can assist marketers in determining the content and implementation of their marketing strategy on social media and allocating resources, including financial and human [21,45]. Identifying and prioritizing these enablers is crucial for designing and implementing an effective marketing strategy [46,47]. Therefore, the present study aims to fill this gap by exploring the enablers of Social Media Marketing (SMM) in literature and validating them with marketing experts from academia and practice.

2.2. Social media marketing (SMM)

The social networking site has become an innovative platform for communication, networking, and content sharing. Many companies seek marketing and business opportunities via these platforms [48–50]. The marketing industry has been transformed by social media, which has become a powerful platform for people to connect, share knowledge, and exchange opinions [4,48,51]. This widespread use of social media has led to significant changes in the market, such as increased social connectedness, social interaction and influence, and improved decision-making through access to customer data [21,52]. Social media permits social connectedness between businesses and customers, enabling more direct and personal communication [53,54]. Customers gradually embrace vital roles in co-creating marketing content with businesses and their corresponding brands [55]. In turn, businesses and marketers are glancing at digital social media marketing campaigns to drive customers, further revolutionizing how businesses and customers interact and influence each other [56–59]. By leveraging social media data, businesses can better understand customer needs and preferences, enhancing customer experience and better business results [60,61]. Therefore, businesses must use social media to gain valuable insights into customer behavior and preferences and build more vital customers [21,62,63].

2.3. Social media marketing dimensions

The significance of comprehending the role of social media in marketing cannot be overstated, as highlighted by various

Table 1
Identification of enablers or critical success factors (CSF).

Code	Critical Success Factor (Enabler)	Description	Source (s)
SMME1	Simple and Easy to use	It is an easy way to interact with customers, with little to no complicated tasks.	[53,78]
SMME2	Perceived Value	Assessing a product's value is determined by weighing the benefits gained against the costs incurred.	[21,79]
SMME3	Customer Support	All customer-business interactions enhance the customer experience and strengthen their relationship with the business.	[60,75]
SMME4	Assurance	A promise or a positive statement aimed at instilling confidence.	[46,80]
SMME5	Speed of Response	The rate at which a device or measurement system responds and produces the output.	[44]
SMME6	Perceived Firm Innovativeness	Stakeholders believe social media generates novel, creative, and efficient ideas and solutions.	[55,68]
SMME7	Loyalty Intentions	The willingness to make a repeat purchase following a positive experience.	[70,81]
SMME8	User friendly	It is simple to navigate and meets the customer's needs.	[71,78]
SMME9	Reliable	Reliable and true to its commitments.	[69,82]
SMME10	Safe for Data Sharing	It allows stakeholders to exchange data within their network securely.	[33,62]
SMME11	Useful for Information	Information obtained through social media platforms and tools should be relevant to its intended purpose.	[9]
SMME12	Content creativity	Marketing that captivates consumers through innovative ideas and content on social media channels.	[71]
SMME13	Consumer Involvement	The involvement and engagement of consumers in any event or activity on social media.	[53]
SMME14	Control Mechanism	Social media platforms use different methods to maintain activity within predetermined limits.	[70,73]
SMME15	Public opinion	The collection of opinions, attitudes, and beliefs a community expresses.	[46]
SMME16	Legal support	Social media support offers legal knowledge and counseling for users' rights and violations while safeguarding and advancing online interactions.	[54]
SMME17	Appropriateness for business	The appropriateness and relevance of using social media for a specific purpose or event within a business context.	[63]
SMME18	Customized Engagement	Providing customized and personalized solutions means catering to each customer's unique needs.	[75]
SMME19	Trust on the platform	The level of assurance users have in the security of online platforms encompasses people, technology, and processes.	[83]

researchers and managers [64–66]. The literature on Social Media Marketing (SMM) provides a comprehensive understanding of this marketing tool from diverse perspectives, as evidenced by numerous studies [32,67–69]. The insights offered by the SMM literature are precious to researchers and managers seeking to enhance their understanding of the dynamic world of social media marketing. The literature comprehensively understands SMM’s various dimensions and applications, which can be leveraged to drive business success. Moreover, SMM is an effective tool for fostering customer engagement and interactions, translating into increased brand loyalty and customer satisfaction. As a growing body of research indicates, SMM is a potent tool that facilitates customer interactions and engagement [53,70,71]. SMM is a new-generation marketing tool that leverages social networks to enhance consumer attention and participation [72]. Furthermore, SMM utilized semantic and artificial intelligence to aggregate and manage user attitudes and opinions online [73]. Social media boosts the fanbase while guarding against fraudulent acts by conceited supporters on social media [74], and SMM significance was studied to understand its potential and limitations [60]. The literature on Social Media Marketing (SMM) offers valuable insights into this marketing tool’s diverse dimensions and applications, emphasizing its potential to enhance customer engagement and drive business success [75–77]. Through this comprehensive review, Table 1 provides a comprehensive overview of the critical factors and enablers fundamental to successful SMM implementation.

2.4. Social media marketing enablers

The study’s author drew inspiration from the extensive literature on SMM to design a comprehensive questionnaire that effectively explores the enablers of SMM and prioritizes them based on their significance. Through deep research, the author identified 19 critical success factors (CSFs) that enable the implementation of effective SMM practices, which are presented in Table 1.

3. Methodology used and results

3.1. Grey DEMATEL approach and data collection procedure

The present study has employed the DEMATEL (Decision Making Trial and Evaluation Laboratory) approach. This approach has the potential to CSF or enablers in social media marketing effectively. By analyzing the interrelationships among criteria and identifying the central criteria that represent the effectiveness of attributes, the DEMATEL approach can help determine the prominent CSFs or enablers that contribute to the success of social media marketing campaigns. Furthermore, employing the DEMATEL method to investigate the degree of relationship among criteria can furnish valuable insights into the strengths and weaknesses of distinct factors, facilitating businesses to devise more practical strategies and accomplish better results [84–86]. The Grey DEMATEL approach employs Grey numbers to translate the uncertainty reflected in the qualitative comments of the experts into numerical ranges [87]. This facilitates the capture of inconsistencies in experts’ views during the group decision-making process, offering greater flexibility in decision-making [88]. This study gathered valuable insights from experienced professionals in the retail, education, pharma, and transportation domains in Saudi Arabia. The DEMATEL approach employed in this study proposes a noteworthy advantage by not

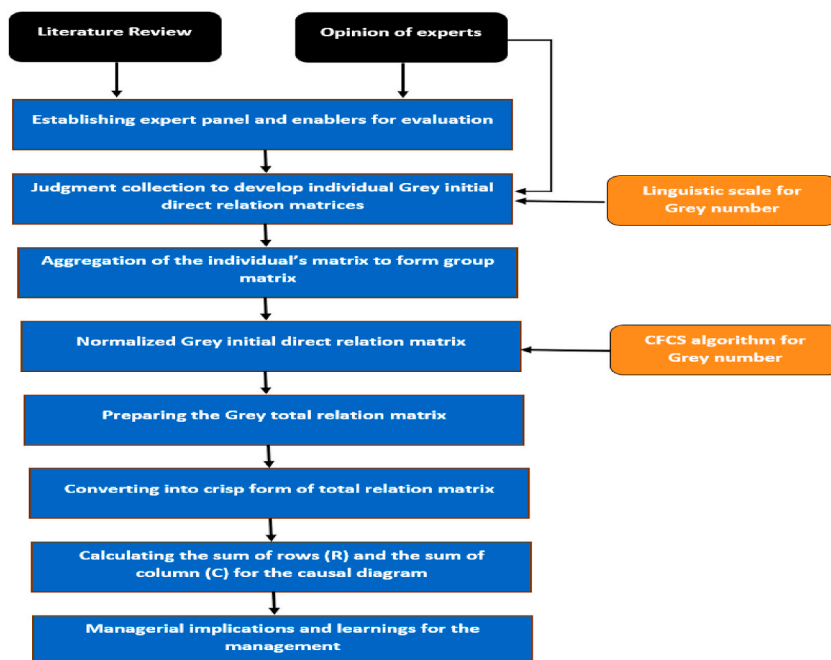


Fig. 1. The framework adopted for the study.

levying rigorous normality or independence restrictions on the sample data. This attribute of this approach permits researchers and scholars to collect valuable insights from experienced professionals, even with small sample sizes [89–91]. Moreover, existing literature endorses applying the DEMATEL approach as a popular and effective approach for Multiple Criteria Decision Making (MCDM) since it considers direct and indirect effects among critical success factors or enablers, augmenting the credibility and robustness of the study’s results [85,90,91].

This powerful technique utilizes cause-based diagramming to uncover cause-effect correlations between elements [92]. This has been successfully applied in various circumstances to reveal the structure of complex cause-and-effect interactions, and experts have noted that it is well-suited to deal with uncertainty and ambiguity [85,90,91]. The extensive use of the Grey DEMATEL approach highlights its popularity as a valuable tool for decision-making. This information is paramount in establishing the credibility and reliability of the study’s findings based on the DEMATEL approach. Furthermore, this approach portrays a favorable tool for researchers and scholars to accumulate valuable research insights and make scholarly decisions in intricate decision-making circumstances [91]. Consequently, the DEMATEL approach was utilized in this study to achieve the desired outcome. It strengthens the rigor and validity of the study’s findings and offers valuable insights into the social media marketing landscape in Saudi Arabia [92]. Fig. 1 illustrates the study’s framework, offering readers a lucid and succinct visual representation of the methodology used for this study.

The experts’ profiles are detailed in Table 2, highlighting their diverse backgrounds and expertise. These professionals have over nine years of combined experience, making their opinions highly valuable for this study. The research aimed to identify the key enablers of successful SMM strategies and the opinions of 21 experts were collected through a comprehensive questionnaire. The participants were asked to rate each component using a linguistic scale that included words such as No/VL/L/H/VH, as shown in Table 3 for the Grey number used in the Grey DEMATEL approach [93]. Out of the 40 experts approached, 21 responded and shared their insights, with six coming from the retail domain, nine from the education domain, five from the pharma domain, and one from the transportation domain.

3.2. Key results

This study has followed the below-stated steps of the grey DEMATEL approach to prepare linguistic scale, data collection, analysis of collected data, and interpretation of key results of this study. The subsequent section expounds on the various stages of the DEMATEL approach, a potent analytical tool employed to identify and evaluate the relationships between diverse CSFs or enablers of SMM.

3.2.1. Step 1: prepare linguistic scale for analysis

The scale consists of five linguistic terms with assigned numerical values, ranging from no to very high influence. This standardized approach enhances accuracy and reliability by converting qualitative comments into numerical ranges. It is an essential tool for decision-making processes involving multiple components with intricate relationships.

3.2.2. Step 2: develop an initial matrix

In this step, experts were asked to provide their ratings using the grey linguistic scale in Table 2 to assess the correlation between components. Each expert’s ratings were used to create an initial matrix, resulting in K matrices if there were K experts. Once the initial matrices were created, the grey linguistic scale was utilized to transform the linguistic data acquired from the experts’ ratings into grey numeric form. This transformation process enabled the capture of the uncertainty and ambiguity inherent in expert opinions, facilitating more accurate and reliable analysis using equation (1) and equation (2). Let, $\otimes p_{ij}^k$ is the grey number, Then it is given as,

$$\otimes p_{ij}^k = \left(\otimes p_{ij}^k, \overline{\otimes p_{ij}^k} \right) \tag{1}$$

where, n is the number of selected factors, and K is the number of experts following relationship $1 \leq k \leq K$; and $\otimes p_{ij}^k, \overline{\otimes p_{ij}^k}$ represent the lower and upper limit for grey numbers respectively for K^{th} expert.

$$\tilde{Z}_k = \left[\otimes p_{ij}^k \right]_{n \times n} \tag{2}$$

The individual direct-influence grey matrix is shown in Table 4.

3.2.3. Step 3: average direct relation matrix

Further, all the matrices were integrated using the method of aggregation as given by the grey theory using equation (3) and

Table 2
Experts’ Profiles highlighting their diverse backgrounds and expertise.

Expert Number	Domain	Experience
Experts 1, 2, 11, 14, 18, and 21	Retail	Between 05 and 10 years
Experts 3, 4, 5, 6, 7, 9, 13, 15, and 17	Education	Between 05 and 20 years
Experts 10, 12, 16, 19, and 20	Pharma	Between 05 and 25 years
Expert 8	Transportation	06 years

Table 3
Linguistic scale of linguistic variable and its grey values.

Linguistic variable	Grey values
Very High (VH)	[0.75, 01.00]
High (H)	[0.50, 0.75]
Low (L)	[0.25, 0.50]
Very Low (VL)	[00, 0.25]
No (N)	[00, 00]

equation (4).

$$\otimes \tilde{p}_{ij} = \left(\frac{\sum_k \otimes p_{ij}^k}{K}, \frac{\sum_k \overline{\otimes} p_{ij}^k}{K} \right) \tag{3}$$

$$\tilde{Z} = [\otimes \tilde{p}_{ij}]_{n \times n} \tag{4}$$

The group direct-influence grey matrix is shown in Table 5.

3.2.4. Step 4: develop normalized direct relation grey matrix

The normalized direct-influence grey matrix x was attained using equation (5) and equation (6), and the corresponding data are shown in Table 6. The normalized direct-influence grey matrix X was attained using equation (12), and corresponding data are shown in Table 6.

$$\tilde{X} = \frac{1}{r} \tilde{Z} \tag{5}$$

where,

$$r = \max_{1 \leq i \leq n} \left(\sum_{j=1}^n \otimes \tilde{p}_{ij} \right) \tag{6}$$

3.2.5. Step 5: construction of grey total relation matrix

The Grey total relation matrix \tilde{T} is defined as,

$$\tilde{T} = \tilde{X}(I - \tilde{X})^{-1} \tag{7}$$

where I is the identity matrix, and \tilde{X} is the normalized direct-influence matrix. The Grey total relation matrix \tilde{T} is calculated using equation (7) and is presented in Table 7.

3.2.6. Step 6: develop the crisp total relation matrix

The modified ‘Converting Fuzzy Data into Crisp Scores (CFCS)’ method is a valuable tool for converting fuzzy data into crisp scores, enabling more accurate and reliable analysis of complex data [94,95]. The step-by-step outline of the modified CFCS method in the context of grey numbers involves converting linguistic data into numerical values using the grey linguistic scale, calculating the weighted average of these values using the grey relational coefficient (GRC), determining the maximum and minimum values of the weighted average for each component, calculating the range of the weighted average, normalizing the range using the maximum possible range, and finally, converting the normalized range into crisp scores using the modified CFCS method. Below is the step-by-step outline of the modified CFCS method, which is presented in the context of grey numbers using equations (8), (9), (10), (11), and (12)

i) Transforming into a crisp number

$$\otimes \dot{p}_{ij} = \left(\otimes \tilde{p}_{ij} - \min_j \otimes \tilde{p}_{ij} \right) / \Delta_{min}^{max} \tag{8}$$

$$\overline{\otimes} \dot{p}_{ij} = \left(\overline{\otimes} \tilde{p}_{ij} - \min_j \overline{\otimes} \tilde{p}_{ij} \right) / \Delta_{min}^{max} \tag{9}$$

$$\text{where } \Delta_{min}^{max} = \max_j \overline{\otimes} p_{ij} - \min_j \overline{\otimes} p_{ij} \tag{10}$$

ii) Determine the total normalized crisp values:

Table 4
Individual direct-influence grey matrix.

Code	SMME1	SMME2	SMME3	SMME 4	SMME 5	SMME 6	SMME 7	SMME 8	SMME 9	SMME 10	SMME 11	SMME 12	SMME 13	SMME 14	SMME 15	SMME 16	SMME 17	SMME 18	SMME 19
SMME1		VH	H	L	VH	VH	L	VH	H	L	L	L	L	L	L	L	H	L	VH
SMME2	VH		VH	H	H	VH	L	H	H	VH	VH	H	VH	H	L	H	VH	VH	VH
SMME3	H	VH		H	VH	H	H	H	VH	VH	VH	VH	VH	VH	H	H	VH	L	VH
SMME4	L	H	VH		VH	L	L	H	H	VH	VH	H	H	H	VH	H	VH	L	L
SMME5	VH	H	H	VH		H	VH	VH	VH	VH	VH	H	H	H	VH	L	VH	L	H
SMME6	VH	H	L	VH	VH		L	H	VH	H	H	H	H	H	VH	L	VH	L	H
SMME7	L	L	L	VH	H	H		H	VH	H	H	H	H	H	VH	L	H	L	VH
SMME8	VH	VH	L	VH	H	L	VH		L	H	H	H	H	H	VH	L	H	L	VH
SMME9	H	VH	L	VH	H	L	VH	VH		VH	H	H	H	H	VH	L	H	L	H
SMME10	L	VH	L	VH	H	L	VH	VH	VH		H	H	L	VH	VH	L	H	VH	L
SMME11	L	L	L	VH	H	L	VH	VH	VH	H		VH	L	VH	VH	VH	H	VH	VH
SMME12	L	L	VH	H	H	VH	VH	VH	VH	L	H		H	VH	VH	VH	H	VH	NO
SMME13	L	L	VH	L	H	VH	H	VH	VH	VH	VH	VH		H	VH	VH	H	H	VH
SMME14	L	H	VH	H	VH	VH	H	L	VH	H	H	H	H		VH	VH	H	H	H
SMME15	L	VH	VH	H	VH	H	H	L	VH	VH	VH	VH	VH	VH		VH	H	H	H
SMME16	L	L	H	H	VH	H	H	H	H	H	H	H	H	H	H		L	H	L
SMME17	H	L	H	VH	VH	H	H	VH	VH	VH	VH	VH	VH	VH	VH	VH		VH	VH
SMME18	L	L	H	VH	VH	H	H	VH	L	L	L	L	L	H	H	H	H		H
SMME19	VH	VH	H	VH	VH	H	H	VH	H	H	H	H	L	L	L	H	H	H	H

Table 5
Group direct-influence grey matrix.

Code	SM ME 1	SM ME 2	SM ME 3	SM ME 4	SM ME 5	SM ME 6	SM ME 7	SM ME 8	SM ME 9	SM ME 10	SM ME 11	SM ME 12	SM ME 13	SM ME 14	SM ME 15	SM ME 16	SM ME 17	SM ME 18	SM ME 19
SMME1	(0.66 7.0,9 (0,0)	(0.48 8.0,7 17)	(0.35 7.0,6 38)	(0.63 1.0,8 81)	(0.57 1.0,8 21)	(0.39 3.0,6 43)	(0.59 5.0,8 45)	(0.45 2.0,7 02)	(0.41 7.0,6 67)	(0.41 7.0,6 67)	(0.47 6.0,7 26)	(0.34 5.0,5 95)	(0.54 8.0,7 98)	(0.44 -0.69)	(0.40 5.0,6 55)	(0.59 5.0,8 45)	(0.34 5.0,5 95)	(0.57 5.0,8 21)	(0.47 1.0,8 21)
SMME2	(0.54 8.0,7 98)	(0.61 9.0,8 (0,0)	(0.48 8.0,7 69)	(0.61 9.0,8 38)	(0.34 5.0,5 95)	(0.51 2.0,7 62)	(0.47 6.0,7 26)	(0.63 1.0,8 81)	(0.44 -0.66)	(0.42 4.0,5)	(0.31 0.94)	(0.34 (0.5, 0.75)	(0.69 -0.56)	(0.31 9.0,6 19)	(0.36 1.0,5 71)	(0.32 2.0,7 02)	(0.45 6.0,7 86)	(0.53 6.0,7 26)	(0.47 6.0,7 26)
SMME3	(0.36 9.0,6 19)	(0.73 8.0,9 88)	(0.69 -0.94 (0,0)	(0.69 -0.94)	(0.46 4.0,7 14)	(0.61 9.0,8 69)	(0.31 -0.56)	(0.47 6.0,7 26)	(0.34 5.0,5 95)	(0.34 5.0,5 95)	(0.31 -0.56)	(0.67 9.0,9 29)	(0.44 0.69)	(0.57 1.0,8 21)	(0.46 4.0,7 14)	(0.38 1.0,6 31)	(0.53 6.0,7 86)	(0.65 5.0,9 05)	(0.65 5.0,9 05)
SMME4	(0.52 4.0,7 74)	(0.48 8.0,7 38)	(0.52 4.0,7 74)	(0.28 6.0,5 36)	(0.28 6.0,5 36)	(0.26 2.0,5 12)	(0.28 6.0,5 36)	(0.59 5.0,8 45)	(0.56 -0.81)	(0.31 2.0,7 02)	(0.45 4.0,9 64)	(0.71 9.0,6 19)	(0.36 3.0,8 33)	(0.58 7.0,6 07)	(0.35 8.0,5 48)	(0.29 6.0,7 26)	(0.47 6.0,7 26)	(0.39 3.0,6 43)	(0.39 3.0,6 43)
SMME5	(0.61 9.0,8 69)	(0.5, 0.75)	(0.5, 0.75)	(0.52 7.0,6 74)	(0.48 2.0,9 0,0)	(0.52 4.0,7 74)	(0.53 6.0,7 86)	(0.51 2.0,7 62)	(0.47 6.0,7 86)	(0.51 2.0,7 62)	(0.47 6.0,7 26)	(0.46 4.0,7 14)	(0.32 8.0,7 71)	(0.53 6.0,7 86)	(0.29 8.0,5 48)	(0.53 6.0,7 86)	(0.46 6.0,7 14)	(0.51 4.0,7 86)	(0.56 4.0,7 86)
SMME6	(0.67 9.0,9 29)	(0.52 4.0,7 74)	(0.47 6.0,7 26)	(0.29 8.0,5 48)	(0.75 (0,0)	(0.45 2.0,7 02)	(0.48 8.0,7 38)	(0.46 4.0,7 14)	(0.48 8.0,7 38)	(0.46 4.0,7 14)	(0.48 8.0,7 26)	(0.47 6.0,7 0.75)	(0.31 -0.56)	(0.52 4.0,7 74)	(0.29 8.0,5 48)	(0.51 2.0,7 62)	(0.45 2.0,7 62)	(0.51 2.0,7 62)	(0.45 2.0,7 62)
SMME7	(0.28 6.0,5 36)	(0.27 4.0,5 24)	(0.28 6.0,5 36)	(0.35 7.0,6 07)	(0.70 2.0,9 52)	(0.71 4.0,9 64)	(0.72 6.0,9 76)	(0.53 6.0,7 86)	(0.29 8.0,5 48)	(0.54 8.0,7 98)	(0.39 3.0,6 43)	(0.57 1.0,8 21)	(0.46 4.0,7 14)	(0.54 8.0,7 98)	(0.41 7.0,6 67)	(0.51 2.0,7 62)	(0.48 8.0,7 38)	(0.52 4.0,7 74)	(0.52 4.0,7 74)
SMME8	(0.65 5.0,9 05)	(0.53 6.0,7 86)	(0.57 1.0,8 21)	(0.56 -0.81 33)	(0.58 3.0,8 69)	(0.61 9.0,8)	(0.31 -0.56 (0,0)	(0.47 6.0,7 26)	(0.31 -0.56)	(0.48 8.0,7 38)	(0.34 5.0,5 95)	(0.52 4.0,7 74)	(0.31 -0.56)	(0.32 1.0,5 71)	(0.32 1.0,5 71)	(0.66 7.0,9 17)	(0.45 2.0,7 62)	(0.72 6.0,9 76)	(0.72 6.0,9 76)
SMME9	(0.52 4.0,7 74)	(0.61 9.0,8 69)	(0.45 2.0,7 02)	(0.65 7.0,8 57)	(0.59 5.0,9 05)	(0.72 5.0,8 45)	(0.69 6.0,9 76)	(0.72 6.0,9 76)	(0.66 7.0,8 93)	(0.71 4.0,9 64)	(0.66 2.0,9 52)	(0.54 7.0,9 17)	(0.66 8.0,7 98)	(0.69 -0.94)	(0.63 1.0,8 81)	(0.45 2.0,7 02)	(0.64 3.0,8 93)	(0.69 3.0,8 93)	(0.69 3.0,8 93)
SMME10	(0.41 7.0,6 67)	(0.52 4.0,7 74)	(0.28 6.0,5 36)	(0.48 8.0,7 38)	(0.44 -0.69)	(0.34 5.0,5 14)	(0.46 4.0,7 43)	(0.39 3.0,6 48)	(0.29 8.0,5 48)	(0.27 4.0,5 24)	(0.46 8.0,5 86)	(0.53 4.0,7 86)	(0.51 6.0,7 62)	(0.27 2.0,7 24)	(0.51 6.0,5 36)	(0.27 6.0,5 36)	(0.28 -0.56)	(0.31 7.0,9 17)	(0.66 7.0,9 17)
SMME11	(0.51 2.0,7 62)	(0.29 8.0,5 48)	(0.52 4.0,7 74)	(0.61 9.0,8 69)	(0.47 6.0,7 26)	(0.48 8.0,7 38)	(0.51 2.0,7 62)	(0.51 2.0,7 62)	(0.5, 0.75)	(0.5, 0.75)	(0.5, 0.75)	(0.5, 0.75)	(0.52 4.0,7 74)	(0.46 2.0,7 62)	(0.51 4.0,7 74)	(0.52 4.0,7 74)	(0.53 6.0,7 86)	(0.48 8.0,7 38)	(0.53 6.0,7 86)
SMME12	(0.48 8.0,7 38)	(0.41 7.0,6 67)	(0.47 6.0,7 26)	(0.45 2.0,7 02)	(0.48 8.0,7 38)	(0.45 2.0,7 02)	(0.44 -0.69)	(0.52 4.0,7 74)	(0.52 4.0,7 74)	(0.25 -0.5, 0.75)	(0.5, 0.75)	(0.5, 0.75)	(0.72 6.0,9 0,0)	(0.34 5.0,5 76)	(0.51 2.0,7 62)	(0.33 3.0,5 83)	(0.32 1.0,5 71)	(0.54 8.0,7 98)	(0.63 1.0,8 57)
SMME13	(0.42 9.0,6 79)	(0.40 5.0,6 55)	(0.56 0.81)	(0.53 6.0,7 86)	(0.46 4.0,7 45)	(0.59 5.0,8 62)	(0.51 2.0,7 62)	(0.52 4.0,7 86)	(0.53 6.0,7 86)	(0.51 2.0,7 62)	(0.51 2.0,7 62)	(0.52 4.0,7 74)	(0.52 4.0,7 74)	(0.52 4.0,7 74)	(0.53 6.0,7 86)	(0.51 2.0,7 62)	(0.53 6.0,7 86)	(0.48 8.0,7 38)	(0.51 2.0,7 62)
SMME14	(0.35 7.0,6 07)	(0.40 5.0,6 83)	(0.33 3.0,5)	(0.31 -0.56)	(0.44 0.69 83)	(0.33 3.0,5 48)	(0.29 8.0,5 62)	(0.32 2.0,7 71)	(0.29 8.0,5 48)	(0.27 4.0,5 24)	(0.27 4.0,5 24)	(0.27 4.0,5 24)	(0.27 4.0,5 24)	(0.27 4.0,5 24)	(0.34 5.0,5 95)	(0.29 8.0,5 48)	(0.31 -0.56)	(0.29 8.0,5 48)	(0.31 8.0,5 48)
SMME15	(0.31 -0.56)	(0.66 7.0,9 17)	(0.51 2.0,7 62)	(0.51 2.0,7 62)	(0.67 9.0,9 29)	(0.64 3.0,8 93)	(0.69 9.0,6 79)	(0.42 5.0,9 05)	(0.65 9.0,6 52)	(0.70 2.0,9)	(0.56 -0.81)	(0.72 6.0,9 76)	(0.70 9.0,8 69)	(0.61 -0.69)	(0.61 9.0,8 69)	(0.44 -0.69)	(0.72 6.0,9 76)	(0.70 2.0,9 52)	(0.70 2.0,9 52)
SMME16	(0.52 4.0,7 74)	(0.31 -0.56)	(0.44 -0.69)	(0.44 -0.69)	(0.34 5.0,5 95)	(0.44 -0.69 79)	(0.42 9.0,6 38)	(0.48 8.0,7 02)	(0.45 3.0,6 43)	(0.31 -0.56)	(0.31 -0.56)	(0.31 -0.56)	(0.29 4.0,5 24)	(0.27 4.0,5 24)	(0.27 4.0,5 24)	(0.27 4.0,5 24)	(0.27 4.0,5 24)	(0.27 4.0,5 24)	(0.25 4.0,5 24)
SMME17	(0.52 4.0,7 74)	(0.36 9.0,6 19)	(0.32 1.0,5 71)	(0.57 1.0,8 21)	(0.39 3.0,6 43)	(0.36 6.0,5 36)	(0.28 3.0,5 83)	(0.33 3.0,5 83)	(0.35 7.0,6 07)	(0.33 3.0,5 83)	(0.40 5.0,6 19)	(0.36 9.0,6 19)	(0.36 9.0,6 19)	(0.33 3.0,5 83)	(0.33 3.0,5 83)	(0.29 8.0,5 48)	(0.29 8.0,5 48)	(0.34 8.0,5 48)	(0.34 8.0,5 48)
SMME18	(0.5, 0.75)	(0.6 9.0,6 19)	(0.5, 0.75)	(0.5, 0.75)	(0.54 8.0,7 98)	(0.54 8.0,7 98)	(0.52 4.0,7 74)	(0.47 6.0,7 26)	(0.44 -0.69)	(0.44 -0.69)	(0.46 4.0,7 14)	(0.46 4.0,7 14)	(0.46 4.0,7 14)	(0.5, 0.75)	(0.5, 0.75)	(0.5, 0.75)	(0.5, 0.75)	(0.5, 0.75)	(0.47 6.0,7 26)
SMME19	(0.61 9.0,8 69)	(0.66 7.0,9 17)	(0.66 4.0,7 74)	(0.52 0.69)	(0.69 4.0,7 14)	(0.46 9.0,9 29)	(0.67 9.0,9 29)	(0.67 9.0,9 29)	(0.46 4.0,7 14)	(0.65 5.0,9 05)	(0.71 4.0,9 64)	(0.57 1.0,8 21)	(0.69 4.0,7 74)	(0.52 5.0,6 55)	(0.40 2.0,9 52)	(0.70 2.0,7 62)	(0.45 2.0,7 62)	(0.70 2.0,7 62)	(0.70 2.0,7 62)

Table 6
Normalized direct-influence grey matrix.

Co de	SM ME 1	SM ME 2	SM ME 3	SM ME 4	SM ME 5	SM ME 6	SM ME 7	SM ME 8	SM ME 9	SM ME 10	SM ME 11	SM ME 12	SM ME 13	SM ME 14	SM ME 15	SM ME 16	SM ME 17	SM ME 18	SM ME 19
SM ME 1	(0,0)	(0.04 3,0.0 59)	(0.03 1,0.0 47)	(0.02 3,0.0 39)	(0.04 1,0.0 57)	(0.03 7,0.0 53)	(0.02 5,0.0 41)	(0.03 8,0.0 54)	(0.02 9,0.0 45)	(0.02 7,0.0 43)	(0.02 7,0.0 43)	(0.03 1,0.0 38)	(0.02 2,0.0 51)	(0.03 5,0.0 44)	(0.02 8,0.0 42)	(0.02 6,0.0 37)	(0.03 8,0.0 54)	(0.02 2,0.0 38)	(0.03 2,0.0 53)
SM ME 2	(0.03 5,0.0 51)	(0,0)	(0.04 1,0.0 6)	(0.03 1,0.0 47)	(0.04 0,0.0 6)	(0.02 2,0.0 38)	(0.03 3,0.0 49)	(0.03 1,0.0 47)	(0.04 1,0.0 57)	(0.02 8,0.0 43)	(0.01 8,0.0 32)	(0.04 4,0.0 6)	(0.03 2,0.0 48)	(0.02 0,0.0 6)	(0.02 4,0.0 4)	(0.02 1,0.0 37)	(0.02 9,0.0 45)	(0.03 4,0.0 5)	(0.03 1,0.0 47)
SM ME 3	(0.02 4,0.0 4)	(0.04 7,0.0 64)	(0,0)	(0.04 4,0.0 6)	(0.04 4,0.0 6)	(0.03 0,0.0 6)	(0.04 0,0.0 6)	(0.02 0,0.0 6)	(0.03 1,0.0 47)	(0.02 2,0.0 38)	(0.02 2,0.0 38)	(0.02 0,0.0 6)	(0.04 4,0.0 44)	(0.02 8,0.0 44)	(0.03 5,0.0 53)	(0.03 0,0.0 4)	(0.02 4,0.0 41)	(0.03 4,0.0 5)	(0.04 2,0.0 58)
SM ME 4	(0.03 4,0.0 5)	(0.03 1,0.0 47)	(0.03 4,0.0 5)	(0,0)	(0.01 8,0.0 34)	(0.01 8,0.0 34)	(0.01 7,0.0 33)	(0.01 8,0.0 34)	(0.03 8,0.0 54)	(0.03 6,0.0 52)	(0.02 0,0.0 6)	(0.02 9,0.0 45)	(0.04 6,0.0 62)	(0.02 4,0.0 4)	(0.03 7,0.0 54)	(0.02 3,0.0 39)	(0.01 9,0.0 35)	(0.03 1,0.0 47)	(0.02 5,0.0 41)
SM ME 5	(0.04 0,0.0 5)	(0.03 2,0.0 48)	(0.03 2,0.0 48)	(0.03 4,0.0 5)	(0,0)	(0.03 1,0.0 47)	(0.03 4,0.0 5)	(0.03 4,0.0 5)	(0.03 4,0.0 5)	(0.03 3,0.0 49)	(0.03 3,0.0 49)	(0.03 1,0.0 47)	(0.03 0,0.0 6)	(0.02 1,0.0 37)	(0.03 4,0.0 5)	(0.01 9,0.0 35)	(0.03 4,0.0 5)	(0.03 0,0.0 6)	(0.03 6,0.0 52)
SM ME 6	(0.04 4,0.0 6)	(0.03 4,0.0 5)	(0.03 1,0.0 47)	(0.01 9,0.0 35)	(0.04 8,0.0 64)	(0,0)	(0.02 9,0.0 45)	(0.03 0,0.0 6)	(0.03 1,0.0 47)	(0.03 0,0.0 6)	(0.03 1,0.0 47)	(0.03 2,0.0 48)	(0.02 0,0.0 6)	(0.03 4,0.0 5)	(0.01 9,0.0 35)	(0.03 3,0.0 49)	(0.03 3,0.0 49)	(0.02 4,0.0 5)	(0.03 3,0.0 49)
SM ME 7	(0.01 8,0.0 34)	(0.01 8,0.0 34)	(0.01 8,0.0 34)	(0.02 3,0.0 39)	(0.04 6,0.0 61)	(0.04 6,0.0 62)	(0,0)	(0.04 7,0.0 63)	(0.03 4,0.0 5)	(0.01 9,0.0 35)	(0.03 5,0.0 51)	(0.02 5,0.0 41)	(0.03 3,0.0 53)	(0.03 0,0.0 6)	(0.03 5,0.0 51)	(0.02 7,0.0 43)	(0.03 4,0.0 43)	(0.03 1,0.0 47)	(0.03 4,0.0 5)
SM ME 8	(0.04 2,0.0 58)	(0.03 4,0.0 5)	(0.03 7,0.0 53)	(0.03 6,0.0 52)	(0.03 7,0.0 54)	(0.04 0,0.0 6)	(0.02 0,0.0 6)	(0,0)	(0.03 1,0.0 47)	(0.02 0,0.0 6)	(0.03 1,0.0 47)	(0.02 2,0.0 38)	(0.03 4,0.0 5)	(0.02 0,0.0 6)	(0.02 1,0.0 37)	(0.02 1,0.0 37)	(0.04 3,0.0 59)	(0.02 4,0.0 5)	(0.04 7,0.0 63)
SM ME 9	(0.03 4,0.0 5)	(0.04 0,0.0 6)	(0.02 4,0.0 45)	(0.03 0,0.0 48)	(0.03 5,0.0 55)	(0.04 5,0.0 58)	(0.03 4,0.0 54)	(0.04 7,0.0 63)	(0,0)	(0.04 3,0.0 57)	(0.04 6,0.0 62)	(0.04 5,0.0 61)	(0.04 3,0.0 59)	(0.03 0,0.0 51)	(0.04 4,0.0 6)	(0.04 0,0.0 57)	(0.02 4,0.0 45)	(0.04 0,0.0 57)	(0.04 4,0.0 6)
SM ME 10	(0.02 7,0.0 43)	(0.03 4,0.0 42)	(0.01 8,0.0 34)	(0.03 1,0.0 47)	(0.02 8,0.0 44)	(0.02 2,0.0 38)	(0.03 0,0.0 6)	(0.02 5,0.0 41)	(0.01 9,0.0 35)	(0,0)	(0.01 8,0.0 34)	(0.01 9,0.0 35)	(0.03 0,0.0 6)	(0.03 4,0.0 5)	(0.03 0,0.0 6)	(0.03 3,0.0 49)	(0.01 8,0.0 34)	(0.01 8,0.0 34)	(0.02 0,0.0 6)
SM ME 11	(0.03 3,0.0 49)	(0.01 9,0.0 35)	(0.03 4,0.0 5)	(0.04 0,0.0 6)	(0.03 1,0.0 47)	(0.03 1,0.0 47)	(0.03 2,0.0 48)	(0.03 3,0.0 49)	(0.03 4,0.0 5)	(0.03 4,0.0 5)	(0.03 2,0.0 48)	(0,0)	(0.03 4,0.0 5)	(0.03 0,0.0 6)	(0.03 3,0.0 49)	(0.03 4,0.0 5)	(0.03 4,0.0 5)	(0.03 1,0.0 47)	(0.03 4,0.0 5)
SM ME 12	(0.03 1,0.0 47)	(0.02 7,0.0 43)	(0.03 4,0.0 5)	(0.02 1,0.0 47)	(0.03 1,0.0 47)	(0.02 4,0.0 45)	(0.02 4,0.0 45)	(0.03 5,0.0 5)	(0.03 4,0.0 5)	(0.01 6,0.0 32)	(0.03 2,0.0 48)	(0,0)	(0.04 7,0.0 63)	(0.02 2,0.0 38)	(0.03 3,0.0 49)	(0.02 1,0.0 37)	(0.02 1,0.0 37)	(0.03 5,0.0 5)	(0.04 5,0.0 55)
SM ME 13	(0.02 8,0.0 44)	(0.02 6,0.0 42)	(0.03 6,0.0 52)	(0.03 4,0.0 5)	(0.03 0,0.0 6)	(0.03 8,0.0 54)	(0.03 3,0.0 49)	(0.03 4,0.0 5)	(0.03 4,0.0 5)	(0.03 3,0.0 49)	(0.03 3,0.0 49)	(0.03 4,0.0 5)	(0,0)	(0.03 2,0.0 48)	(0.03 4,0.0 5)	(0.03 3,0.0 49)	(0.03 2,0.0 48)	(0.03 4,0.0 5)	(0.03 3,0.0 49)
SM ME 14	(0.02 3,0.0 39)	(0.02 6,0.0 42)	(0.02 1,0.0 37)	(0.02 0,0.0 6)	(0.02 8,0.0 44)	(0.02 1,0.0 37)	(0.01 9,0.0 35)	(0.03 3,0.0 49)	(0.02 1,0.0 37)	(0.01 9,0.0 35)	(0.01 9,0.0 35)	(0.01 8,0.0 34)	(0.01 8,0.0 34)	(0,0)	(0.02 2,0.0 38)	(0.01 9,0.0 35)	(0.02 0,0.0 6)	(0.01 9,0.0 35)	(0.01 0,0.0 6)
SM ME 15	(0.02 0,0.0 6)	(0.04 3,0.0 59)	(0.03 3,0.0 49)	(0.03 3,0.0 49)	(0.04 4,0.0 6)	(0.04 1,0.0 57)	(0.04 4,0.0 6)	(0.02 8,0.0 44)	(0.04 2,0.0 58)	(0.04 5,0.0 61)	(0.03 6,0.0 52)	(0.04 7,0.0 63)	(0.04 5,0.0 61)	(0.04 0,0.0 6)	(0,0)	(0.02 8,0.0 44)	(0.04 7,0.0 63)	(0.04 5,0.0 61)	(0.04 5,0.0 61)
SM ME 16	(0.03 4,0.0 5)	(0.02 0,0.0 6)	(0.02 8,0.0 44)	(0.02 8,0.0 44)	(0.02 2,0.0 38)	(0.02 8,0.0 44)	(0.02 8,0.0 44)	(0.03 1,0.0 47)	(0.02 4,0.0 45)	(0.02 5,0.0 6)	(0.02 0,0.0 6)	(0.02 0,0.0 6)	(0.01 9,0.0 35)	(0.01 8,0.0 34)	(0.01 8,0.0 34)	(0,0)	(0.01 6,0.0 44)	(0.01 3,0.0 44)	(0.01 6,0.0 44)
SM ME 17	(0.03 4,0.0 5)	(0.02 4,0.0 4)	(0.02 1,0.0 37)	(0.03 7,0.0 53)	(0.02 5,0.0 41)	(0.02 4,0.0 4)	(0.01 8,0.0 34)	(0.02 1,0.0 37)	(0.02 3,0.0 39)	(0.02 1,0.0 37)	(0.02 1,0.0 37)	(0.02 6,0.0 42)	(0.02 4,0.0 4)	(0.02 4,0.0 4)	(0.02 1,0.0 37)	(0.02 1,0.0 37)	(0.01 9,0.0 35)	(0,0)	(0.01 9,0.0 35)
SM ME 18	(0.03 2,0.0 48)	(0.02 4,0.0 4)	(0.03 2,0.0 48)	(0.03 5,0.0 54)	(0.03 3,0.0 49)	(0.03 5,0.0 51)	(0.03 2,0.0 48)	(0.03 4,0.0 5)	(0.03 4,0.0 5)	(0.02 8,0.0 44)	(0.03 2,0.0 48)	(0.03 0,0.0 6)	(0.03 0,0.0 6)	(0.03 4,0.0 5)	(0.03 2,0.0 48)	(0.03 2,0.0 48)	(0.03 2,0.0 48)	(0.03 4,0.0 5)	(0.03 1,0.0 47)
SM ME 19	(0.04 0,0.0 6)	(0.04 3,0.0 59)	(0.04 3,0.0 59)	(0.03 4,0.0 5)	(0.04 4,0.0 6)	(0.03 0,0.0 6)	(0.04 4,0.0 6)	(0.04 4,0.0 6)	(0.03 0,0.0 6)	(0.04 2,0.0 58)	(0.04 6,0.0 62)	(0.03 7,0.0 53)	(0.04 4,0.0 6)	(0.04 0,0.0 5)	(0.02 6,0.0 42)	(0.04 5,0.0 61)	(0.02 9,0.0 45)	(0.04 5,0.0 61)	(0,0)

Table 7
Grey total relation matrix.

Co de	SM ME1	SM ME2	SM ME3	SM ME4	SM ME5	SM ME6	SM ME7	SM ME8	SM ME9	SM ME1 0	SM ME1 1	SM ME1 2	SM ME1 3	SM ME1 4	SM ME1 5	SM ME1 6	SM ME1 7	SM ME1 8	SM ME1 9
SM ME 1	(0.03 9.0,2 51)	(0.08 0.30 5)	(0.06 8.0,2 9)	(0.06 2.0,3 11)	(0.08 2.0,3 21)	(0.07 4.0,3)	(0.06 2.0,2 83)	(0.07 6.0,3 05)	(0.06 7.0,2 92)	(0.06 6.0,6 77)	(0.06 2.0,2 79)	(0.06 7.0,2 87)	(0.06 3.0,2 97)	(0.06 8.0,2 79)	(0.06 5.0,2 87)	(0.05 3.0,2 64)	(0.07 8.0,2 91)	(0.07 3.0,2 82)	(0.05 9.0,2 12)
SM ME 2	(0.07 3.0,2 98)	(0.03 9.0,2 48)	(0.07 6.0,2 96)	(0.06 9.0,2 93)	(0.08 1.0,3 19)	(0.06 0.28 5)	(0.06 9.0,2 89)	(0.06 9.0,2 96)	(0.07 8.0,3 01)	(0.06 3.0,2 76)	(0.05 4.0,2 68)	(0.08 0.29 8)	(0.07 3.0,3 05)	(0.05 4.0,2 64)	(0.06 1.0,2 81)	(0.05 3.0,2 58)	(0.06 3.0,2 81)	(0.07 4.0,2 92)	(0.07 1.0,2 05)
SM ME 3	(0.06 4.0,2 97)	(0.08 6.0,3 17)	(0.04 0.25 3)	(0.08 3.0,3 14)	(0.08 8.0,3 33)	(0.06 9.0,3 01)	(0.07 8.0,3 04)	(0.06 1.0,2 96)	(0.07 1.0,3 02)	(0.06 0.28 1)	(0.06 9.0,2 2)	(0.05 6.0,3 85)	(0.08 3.0,2 26)	(0.06 3.0,2 8)	(0.07 5.0,3 02)	(0.06 3.0,2 75)	(0.06 2.0,2 86)	(0.07 2.0,2 01)	(0.08 4.0,2 25)
SM ME 4	(0.06 7.0,2 82)	(0.06 6.0,2 79)	(0.06 7.0,2 77)	(0.06 5.0,2 34)	(0.08 7.0,2 84)	(0.05 3.0,2 67)	(0.05 1.0,2 6)	(0.05 4.0,2 7)	(0.07 2.0,2 85)	(0.06 7.0,2 71)	(0.05 2.0,2 58)	(0.06 2.0,2 7)	(0.05 2.0,3 03)	(0.06 4.0,2 54)	(0.05 0.28)	(0.07 2.0,2 48)	(0.05 2.0,2 58)	(0.06 2.0,2 58)	(0.07 4.0,2 74)
SM ME 5	(0.07 8.0,3 08)	(0.07 1.0,3 5)	(0.07 0.29 5)	(0.04 2.0,3 01)	(0.08 4.0,2 05)	(0.07 0.07 72)	(0.07 1.0,2 03)	(0.07 3.0,3 05)	(0.06 3.0,3 02)	(0.06 9.0,2 87)	(0.06 9.0,2 89)	(0.06 8.0,2 91)	(0.07 2.0,3 09)	(0.05 6.0,2 7)	(0.07 2.0,2 97)	(0.05 2.0,2 62)	(0.05 1.0,2 92)	(0.06 8.0,2 92)	(0.07 9.0,2 17)
SM ME 6	(0.08 1.0,3 08)	(0.07 2.0,2 97)	(0.06 8.0,2 9)	(0.05 8.0,2 8)	(0.09 0.32 51)	(0.03 9.0,2 5)	(0.06 6.0,2 87)	(0.06 9.0,2 95)	(0.06 9.0,2 31)	(0.06 5.0,2 81)	(0.06 7.0,2 84)	(0.06 7.0,2 88)	(0.07 3.0,3 07)	(0.05 4.0,2 66)	(0.07 0.29 2)	(0.05 5.0,2 59)	(0.06 2.0,2 90)	(0.06 6.0,2 89)	(0.07 4.0,3 1)
SM ME 7	(0.05 8.0,2 85)	(0.05 6.0,2 81)	(0.05 6.0,2 78)	(0.06 1.0,2 25)	(0.08 6.0,3 09)	(0.08 3.0,3 43)	(0.03 7.0,2 13)	(0.08 5.0,3 97)	(0.07 2.0,2 7)	(0.05 5.0,2 87)	(0.07 1.0,2 82)	(0.06 2.0,2 1)	(0.07 7.0,3 74)	(0.06 3.0,2 93)	(0.07 1.0,2 90)	(0.05 9.0,2 85)	(0.06 2.0,2 87)	(0.06 9.0,2 87)	(0.07 8.0,2 40.3)
SM ME 8	(0.08 1.0,3 09)	(0.07 3.0,3 98)	(0.07 4.0,2 98)	(0.07 4.0,3 01)	(0.08 0.32 1)	(0.07 7.0,3 05)	(0.05 7.0,2 8)	(0.04 9.0,2 5)	(0.06 9.0,2 96)	(0.05 6.0,2 73)	(0.06 7.0,2 85)	(0.05 9.0,2 81)	(0.07 4.0,3 1)	(0.05 4.0,2 67)	(0.05 8.0,2 82)	(0.05 4.0,2 62)	(0.05 8.0,2 98)	(0.07 9.0,2 9)	(0.08 6.0,2 23)
SM ME 9	(0.08 2.0,3 42)	(0.08 7.0,3 45)	(0.07 6.0,3 3)	(0.08 0.33 8)	(0.09 0.33 66)	(0.09 0.34 8)	(0.08 4.0,3 37)	(0.09 5.0,3 56)	(0.04 9.0,2 31)	(0.08 6.0,3 8)	(0.09 0.33 2)	(0.09 4.0,3 61)	(0.09 7.0,3 19)	(0.07 0.34 3)	(0.09 7.0,3 7)	(0.08 0.31 7)	(0.07 4.0,3 24)	(0.08 0.31 42)	(0.09 6.0,3 64)
SM ME 10	(0.05 9.0,2 66)	(0.06 5.0,2 71)	(0.05 0.25 4)	(0.06 3.0,2 69)	(0.05 4.0,2 83)	(0.05 4.0,2 61)	(0.05 0.26 3)	(0.05 8.0,2 67)	(0.05 1.0,2 58)	(0.05 8.0,2 2)	(0.06 8.0,2 46)	(0.05 0.25 2)	(0.06 2.0,2 78)	(0.05 2.0,2 55)	(0.06 3.0,2 66)	(0.06 5.0,2 34)	(0.06 9.0,2 49)	(0.05 2.0,2 55)	(0.07 9.0,2 91)
SM ME 11	(0.07 2.0,3 04)	(0.05 9.0,2 89)	(0.07 1.0,2 98)	(0.07 8.0,3 08)	(0.07 4.0,3 18)	(0.07 1.0,3 01)	(0.07 0.29 5)	(0.07 3.0,3 06)	(0.07 2.0,3 02)	(0.06 8.0,2 88)	(0.03 7.0,2 44)	(0.07 1.0,2 95)	(0.06 2.0,3 11)	(0.07 7.0,2 83)	(0.06 1.0,2 98)	(0.07 7.0,2 78)	(0.06 8.0,2 91)	(0.07 2.0,2 99)	(0.07 6.0,3 16)
SM ME 12	(0.06 9.0,2 93)	(0.06 4.0,2 87)	(0.06 7.0,2 82)	(0.06 6.0,2 3.0,3 89)	(0.07 3.0,3 09)	(0.06 7.0,2 9)	(0.06 4.0,2 83)	(0.07 2.0,2 93)	(0.07 1.0,2 64)	(0.05 1.0,2 81)	(0.06 7.0,2 39)	(0.03 7.0,2 17)	(0.06 6.0,3 64)	(0.08 5.0,2 88)	(0.05 9.0,2 48)	(0.06 4.0,2 72)	(0.05 6.0,2 91)	(0.05 2.0,2 91)	(0.08 0.31 1)
SM ME 13	(0.06 8.0,3 01)	(0.06 6.0,2 98)	(0.07 4.0,3 02)	(0.07 4.0,3 05)	(0.07 4.0,3 2)	(0.07 8.0,3 09)	(0.07 1.0,2 98)	(0.07 4.0,3 05)	(0.06 9.0,2 9)	(0.06 0.29 2)	(0.07 1.0,2 97)	(0.07 3.0,2 84)	(0.04 7.0,2 01)	(0.06 7.0,2 84)	(0.07 3.0,3 01)	(0.06 6.0,2 78)	(0.06 9.0,2 93)	(0.07 0.29 8)	(0.07 6.0,3 17)
SM ME 14	(0.05 0.23 9)	(0.05 2.0,2 41)	(0.04 6.0,2 33)	(0.04 2.0,2 35)	(0.05 0.04 57)	(0.04 0.04 37)	(0.04 0.05 3)	(0.04 9.0,2 36)	(0.04 4.0,2 24)	(0.04 4.0,2 25)	(0.04 3.0,2 27)	(0.04 6.0,2 42)	(0.04 4.0,1 85)	(0.04 8.0,2 33)	(0.04 1.0,2 14)	(0.04 5.0,2 28)	(0.04 5.0,2 31)	(0.04 9.0,2 45)	
SM ME 15	(0.06 8.0,3 27)	(0.08 9.0,3 45)	(0.07 9.0,3 32)	(0.08 0.33 7)	(0.09 8.0,3 67)	(0.08 8.0,3 45)	(0.08 6.0,3 41)	(0.07 9.0,3 37)	(0.08 8.0,3 45)	(0.08 0.32 33)	(0.09 1.0,3 7)	(0.09 5.0,3 41)	(0.08 1.0,3 61)	(0.08 7.0,2 21)	(0.06 8.0,3 85)	(0.06 0.33 03)	(0.09 8.0,3 8)	(0.09 1.0,3 43)	(0.09 5.0,3 63)
SM ME 16	(0.06 2.0,2 58)	(0.04 9.0,2 44)	(0.05 6.0,2 48)	(0.05 4.0,2 52)	(0.05 6.0,2 61)	(0.05 4.0,2 52)	(0.05 0.25 46)	(0.05 7.0,2 8)	(0.05 5.0,2 52)	(0.05 1.0,2 38)	(0.04 7.0,2 34)	(0.05 0.25 38)	(0.04 3.0,2 3)	(0.05 6.0,2 26)	(0.04 3.0,2 38)	(0.04 8.0,2 88)	(0.02 3.0,2 32)	(0.04 3.0,2 38)	(0.04 6.0,2 51)
SM ME 17	(0.06 2.0,2 6)	(0.05 3.0,2 49)	(0.04 9.0,2 43)	(0.06 5.0,2 61)	(0.06 7.0,2 66)	(0.05 2.0,2 49)	(0.05 6.0,2 39)	(0.05 1.0,2 5)	(0.05 2.0,2 49)	(0.05 8.0,2 36)	(0.05 3.0,2 42)	(0.05 1.0,2 43)	(0.05 5.0,2 59)	(0.04 7.0,2 31)	(0.05 0.24 3)	(0.04 4.0,2 24)	(0.05 8.0,2 03)	(0.04 7.0,2 42)	(0.05 3.0,2 59)
SM ME 18	(0.07 1.0,2 99)	(0.06 9.0,2 9)	(0.06 5.0,3 93)	(0.07 5.0,3 03)	(0.07 3.0,3 17)	(0.07 9.0,2 01)	(0.06 3.0,3 92)	(0.07 3.0,3 03)	(0.06 9.0,2 96)	(0.06 4.0,2 81)	(0.06 8.0,2 86)	(0.06 6.0,2 07)	(0.07 1.0,3 79)	(0.06 6.0,2 93)	(0.07 9.0,2 72)	(0.06 8.0,2 88)	(0.06 8.0,2 88)	(0.07 8.0,2 48)	(0.07 2.0,3 09)
SM ME 19	(0.08 6.0,3 42)	(0.08 8.0,3 43)	(0.08 8.0,3 38)	(0.08 0.33 5)	(0.09 5.0,3 65)	(0.07 7.0,3 32)	(0.08 8.0,3 37)	(0.09 1.0,3 49)	(0.07 7.0,3 31)	(0.08 4.0,3 27)	(0.08 8.0,3 33)	(0.08 1.0,3 29)	(0.09 3.0,3 57)	(0.07 5.0,3 13)	(0.07 2.0,3 22)	(0.08 4.0,3 16)	(0.07 3.0,3 19)	(0.09 0.34)	(0.05 1.0,3 02)

$$p_{ij} = \left((\otimes \tilde{p}_{ij} (1 - \otimes \tilde{p}_{ij})) + \left(\frac{\overline{\otimes \tilde{p}_{ij}} \times \overline{\otimes \tilde{p}_{ij}}}{(1 - \otimes \tilde{p}_{ij} + \overline{\otimes \tilde{p}_{ij}})} \right) \right) \tag{11}$$

iii) Determine the crisp values:

$$p_{ij}^* = \left(\min_j \otimes \tilde{p}_{ij} + (p_{ij} \times \Delta_{min}^{max}) \right) \tag{12}$$

The crisp Total Relation Matrix was obtained in the below equation (13).

$$T = \left[\tilde{p}_{ij}^* \right] \tag{13}$$

Table 8
Crisp total relation matrix.

Code	SMME1	SMME2	SMME3	SMME4	SMME5	SMME6	SMME7	SMME8	SMME9	SMME10	SMME11	SMME12	SMME13	SMME14	SMME15	SMME16	SMME17	SMME18	SMME19
SMME1	0.153937	0.219192	0.20062	0.193179	0.232001	0.211138	0.191138	0.216412	0.200938	0.186993	0.188669	0.197152	0.201675	0.192649	0.19559	0.175864	0.205048	0.188736	0.222147
SMME2	0.209304	0.151385	0.210278	0.203229	0.229567	0.191746	0.200203	0.205581	0.214855	0.187028	0.175341	0.213907	0.214325	0.172435	0.189492	0.168543	0.191905	0.20383	0.213542
SMME3	0.202317	0.23171	0.155379	0.227838	0.244312	0.209283	0.217115	0.199652	0.210447	0.188278	0.189297	0.190457	0.237511	0.190317	0.213779	0.187308	0.193523	0.211836	0.236043
SMME4	0.194433	0.191303	0.19054	0.139692	0.188025	0.174512	0.168139	0.17702	0.199624	0.187191	0.167463	0.182907	0.218841	0.167228	0.195275	0.161382	0.167561	0.186988	0.193411
SMME5	0.220408	0.20931	0.205346	0.211135	0.171343	0.20861	0.205996	0.214539	0.21195	0.198938	0.200576	0.201176	0.216384	0.178166	0.207953	0.170892	0.204008	0.202784	0.22582
SMME6	0.222126	0.207987	0.200175	0.188959	0.242757	0.153354	0.197094	0.20636	0.204648	0.191854	0.19558	0.198074	0.215383	0.174107	0.203624	0.167884	0.199164	0.198435	0.21833
SMME7	0.189212	0.185818	0.183737	0.193126	0.23779	0.22387	0.147292	0.227611	0.207916	0.177569	0.200428	0.190258	0.220616	0.185918	0.204799	0.177213	0.198692	0.200798	0.218246
SMME8	0.222035	0.210452	0.209754	0.212201	0.229962	0.216992	0.186074	0.156967	0.20485	0.180379	0.19664	0.188271	0.218841	0.174912	0.187905	0.171253	0.212809	0.199634	0.236929
SMME9	0.246688	0.252458	0.234415	0.242757	0.271399	0.256597	0.244805	0.266477	0.18799	0.242159	0.249284	0.252517	0.269162	0.226923	0.253536	0.227586	0.228781	0.250764	0.273035
SMME10	0.178047	0.186046	0.163373	0.182576	0.192496	0.171292	0.176805	0.178175	0.167226	0.123537	0.157305	0.162374	0.189432	0.173347	0.181063	0.147511	0.159436	0.165536	0.207019
SMME11	0.212624	0.193321	0.208315	0.220224	0.224108	0.209696	0.204953	0.21469	0.211015	0.19894	0.147798	0.205712	0.217487	0.194909	0.20808	0.191587	0.20068	0.209577	0.223645
SMME12	0.202884	0.195615	0.197476	0.198722	0.217044	0.199439	0.193062	0.208139	0.204642	0.171422	0.193907	0.144531	0.231364	0.17432	0.199618	0.168807	0.180169	0.203684	0.223566
SMME13	0.207603	0.204112	0.213141	0.215141	0.225435	0.220521	0.207913	0.217577	0.214922	0.201626	0.203297	0.207655	0.168683	0.195471	0.210893	0.191155	0.203499	0.20756	0.224764
SMME14	0.154336	0.157099	0.148646	0.149251	0.171326	0.151469	0.144519	0.168127	0.150132	0.140236	0.141359	0.141944	0.153184	0.103028	0.148926	0.132895	0.143648	0.145696	0.15738
SMME15	0.226333	0.254278	0.237036	0.241924	0.275191	0.253221	0.251001	0.239177	0.253641	0.244271	0.23449	0.252637	0.270315	0.231152	0.181543	0.209895	0.249477	0.25387	0.271576
SMME16	0.175024	0.156573	0.164079	0.166846	0.171456	0.167557	0.161948	0.173606	0.167878	0.154482	0.148928	0.151442	0.16287	0.14111	0.150432	0.105365	0.145264	0.150533	0.160292
SMME17	0.176499	0.162671	0.155962	0.179079	0.176428	0.162618	0.151549	0.162098	0.161612	0.151248	0.157904	0.157984	0.170238	0.14726	0.156562	0.140302	0.116008	0.153944	0.16917
SMME18	0.208755	0.196263	0.203485	0.214192	0.223955	0.211658	0.202011	0.212604	0.205147	0.191197	0.197691	0.197993	0.214171	0.191084	0.203131	0.185915	0.199021	0.150726	0.216406
SMME19	0.250255	0.251946	0.248135	0.2408	0.27345	0.236004	0.247388	0.257863	0.235276	0.237577	0.244561	0.23665	0.266091	0.220885	0.225287	0.229734	0.224342	0.250969	0.196793

3.2.7. Step 7: calculation of prominence and influence values

Table 8 displays the crisp total relation matrix, which provides a comprehensive overview of the cause-and-effect relationships between various components in the social media marketing landscape in Saudi Arabia.

To obtain the sum of rows (D) and columns (R), we add up the values in each row to yield the D values and the values in each column to yield the R values. This provides valuable information on the relevance and dominance of each factor in the social media marketing landscape in Saudi Arabia, which are as shown:

$$T = [t_{ij}]_{n \times n}, i, j = 1, 2, \dots, n \tag{14}$$

$$D = \left[\sum_{j=1}^n t_{ij} \right]_{n \times 1} = [t_i]_{n \times 1} \tag{15}$$

$$R = \left[\sum_{i=1}^n t_{ij} \right]_{1 \times n} = [t_j]_{1 \times n} \tag{16}$$

Table 9 provides valuable information on the prominence and influence of different factors in the social media marketing landscape in Saudi Arabia. These values have been calculated using equation (14), (15), and (16). The table displays the results of adding and subtracting the D (dominance) and R (relevance) values assigned to each factor in the analysis.

3.2.8. Step 8: develop the cause-effect diagram

Fig. 2 provides a comprehensive visual representation of the cause-and-effect relationships between various factors in the social media marketing landscape in Saudi Arabia.

This diagram is essential for understanding the complex interplay between different components and how they influence each other. D + R illustrates the ‘total importance’ of the issues. In contrast, D-R, signifying the ‘net influence’ of the issues and classifying them into cause and effect categories. If D-R is positive, it means the net influence of the issue is positive, classifying it in the cause group. If D-R is negative, it means the net influence of the issue is negative, classifying it in the effect group [39]. The results and discussions of this study are presented in the next section, highlighting notable findings centered on the causal diagram. Fig. 2 provides an overview of these findings and is a valuable tool for visualizing the complex relationships between various components in the social media marketing landscape in Saudi Arabia.

4. Discussions

The study’s first research question (RQ1) investigates CSFs or enablers of SMM that support businesses and marketers in the social media setting. The study delivers a fresh perspective by pinpointing 19 key issues hampering the adoption of SMM presented in Table 9 under the cause category, which includes issues with positive (D + R) scores and the effects category comprising issues with negative (D-R) scores. It is worth emphasizing that the cause category issues significantly impact the effects category, and hence, businesses must prioritize addressing these prominent issues during SMM adoption. Fig. 3 depicts the issues related to cause and effect, and using the Stimulus (S), Organism (O), and Response (R) model, the theoretical grounding has been presented, and a conceptual model was designed to outline the SMM enablers.

The S–O–R model, introduced by Woodworth in 1929, presents a practical framework for comprehending how external stimuli

Table 9
Prioritization and cause-and-effect groups of enablers.

Code	CSF/Enabler	D	R	D + R	D-R	Rank	Cause/Effect
SMME1	Simple and Easy to use	3.773	3.853	7.6226	-0.080	8	Effect
SMME2	Perceived Value	3.746	3.818	7.564	-0.071	10	Effect
SMME3	Customer Support	3.936	3.730	7.666	0.207	7	Cause
SMME4	Assurance	3.452	3.821	7.272	-0.369	15	Effect
SMME5	Speed of Response	3.865	4.198	8.063	-0.333	4	Effect
SMME6	Perceived Firm Innovativeness	3.786	3.830	7.615	-0.044	9	Effect
SMME7	Loyalty Intentions	3.771	3.699	7.470	0.072	13	Cause
SMME8	User friendly	3.817	3.903	7.720	-0.086	6	Effect
SMME9	Reliable	4.677	3.815	8.492	0.863	2	Cause
SMME10	Safe for Data Sharing	3.263	3.555	6.818	-0.292	16	Effect
SMME11	Useful for Information	3.897	3.591	7.488	0.307	12	Cause
SMME12	Content creativity	3.708	3.674	7.382	0.035	14	Cause
SMME13	Consumer Involvement	3.941	4.057	7.998	-0.116	5	Effect
SMME14	Control Mechanism	2.803	3.435	6.238	-0.632	19	Effect
SMME15	Public opinion	4.631	3.717	8.349	0.914	3	Cause
SMME16	Legal support	2.976	3.311	6.287	-0.335	18	Effect
SMME17	Appropriateness for business	3.009	3.623	6.632	-0.614	17	Effect
SMME18	Customized Engagement	3.825	3.736	7.561	0.090	11	Cause
SMME19	Trust on the platform	4.574	4.088	8.662	0.486	1	Cause

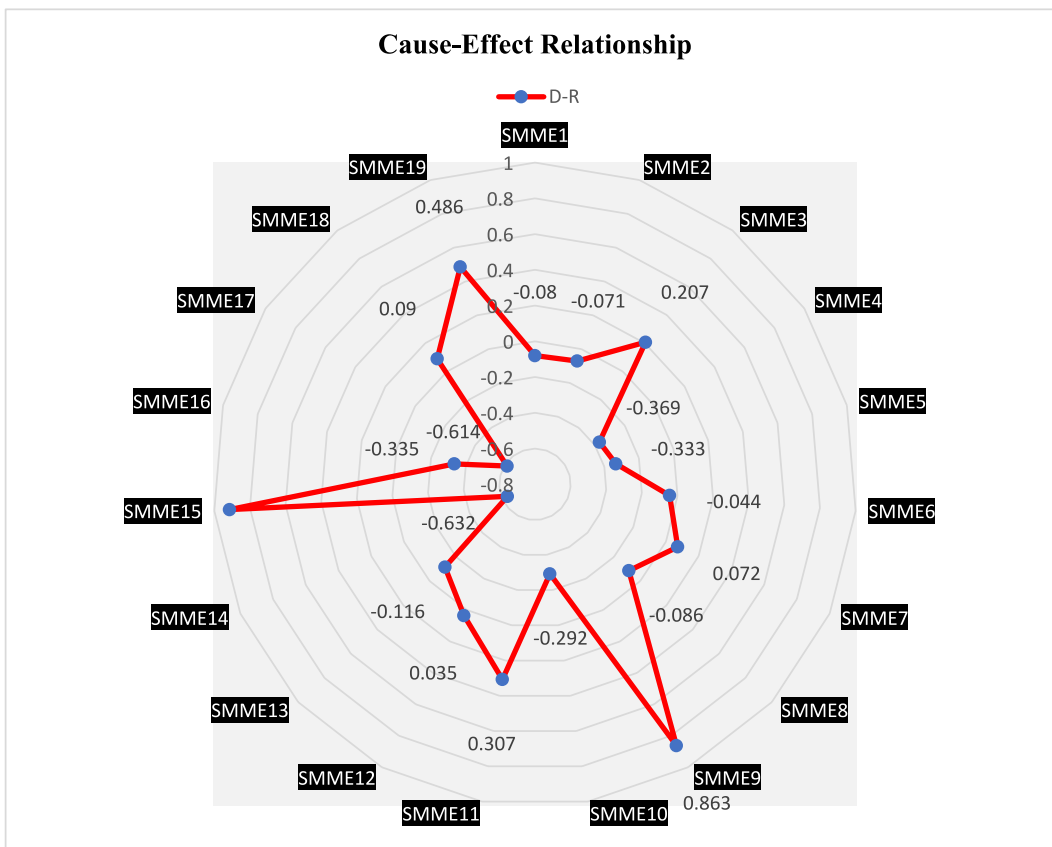


Fig. 2. The cause-effect diagram for the enablers of Social Media Marketing.

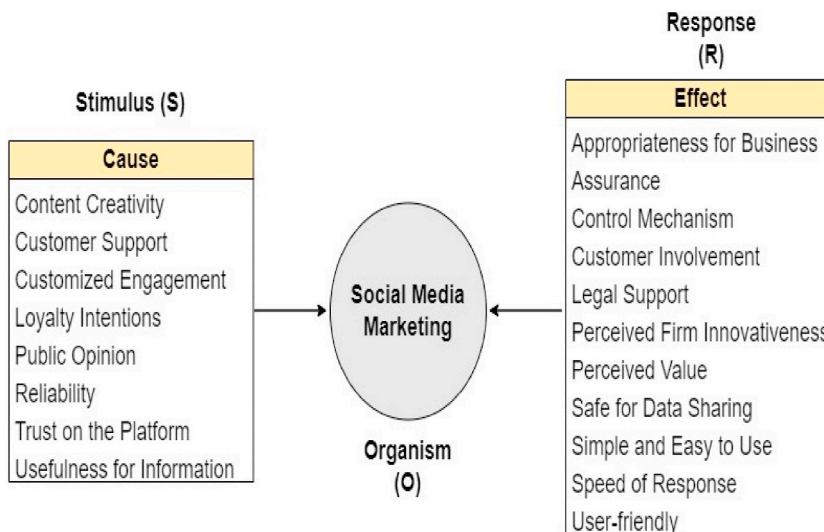


Fig. 3. Conceptual framework and Theoretical Grounding using the S-O-R Model.

interact with internal strategies to shape consumer behavior [96,97]. In the context of social media marketing, the model underscores the significance of various critical success factors or enablers, such as content creativity, customer support, customized engagement, loyalty intentions, public opinion, reliability, trust on the platform, and usefulness for information, as probable stimuli that can impact consumers' internal states [97–99]. Moreover, it emphasizes the importance of SMM strategies, including appropriateness for business, assurance, control mechanism, customer involvement, legal support, perceived firm innovativeness, perceived value, safety for data sharing, simple and easy to use, speed of response, and user-friendly, in augmenting consumers' responses [97–99]. By identifying these CSFs or enablers, businesses and marketers can better comprehend the needs and preferences of their target consumers and devise more effective SMM strategies by boosting marketing campaigns using social media platforms. Companies can design effective SMM strategies that are captivating stimuli and facilitate positive internal states. This can further stimulate more desirable consumer responses. Hence, the conceptual model presented in Fig. 3 can act as a marketing tool and support businesses and marketers in comprehending and enforcing the S–O–R model in SMM campaigns to remain competitive in today's digital business environment.

The second research question (RQ2) uncovers critical success factors or enablers of SMM that hold the most significant potential for supporting businesses and marketers in the social media setting. The R + C scores serve as a significant indicator of the importance of issues related to SMM enablers or CSFs. In essence, issues with higher R + C scores are prioritized more in the ranking process. Based on this scoring system, the top ten emerging issues are presented in Fig. 4. The top ten issues are all essential in their own right, and businesses should prioritize them accordingly when implementing SMM practices by understanding the significance of these issues on the success of a business's SMM campaigns. However, it is essential to note that these issues play a crucial role in adopting and implementing SMM practices in the business community. Trust on the platform has been ranked first, consistent with prior studies' findings. For instance, building trust on social media platforms is crucial for user engagement, and brands can build customer trust through long-term interactions and communication on social media platforms [100]. Similarly, the trust developed on the platform can positively impact social media adoption [101]. Reliable has been ranked as the second significant issue and existing studies support that reliable interactions facilitated online allow social media users to reflect on their identity and engage better [102]. Furthermore, social media platforms need to engage with users to build trust in the content, which enhances the reliability and credibility of the source of content [103].

Public opinion has been ranked third, associated with the second issue. By incorporating trust on the social media platform and extending reliability regarding its usage, businesses and marketers can create a positive public opinion through reliable social media contents [104,105]. Moreover, adequate customer support and user-friendly navigation can create a positive attitude toward a brand among users, leading to increased engagement and adoption rates [106]. Perceived ease of use augments social media adoption [107]. However, inadequate social media content tools and navigation can cause substantial losses to businesses [108]. Therefore, it is crucial for businesses to carefully consider and address these issues to achieve success in SMM campaigns. However, speed of response was considered as the most crucial factor in the SMM efforts which was further influenced by key issues namely, trust on the platform,

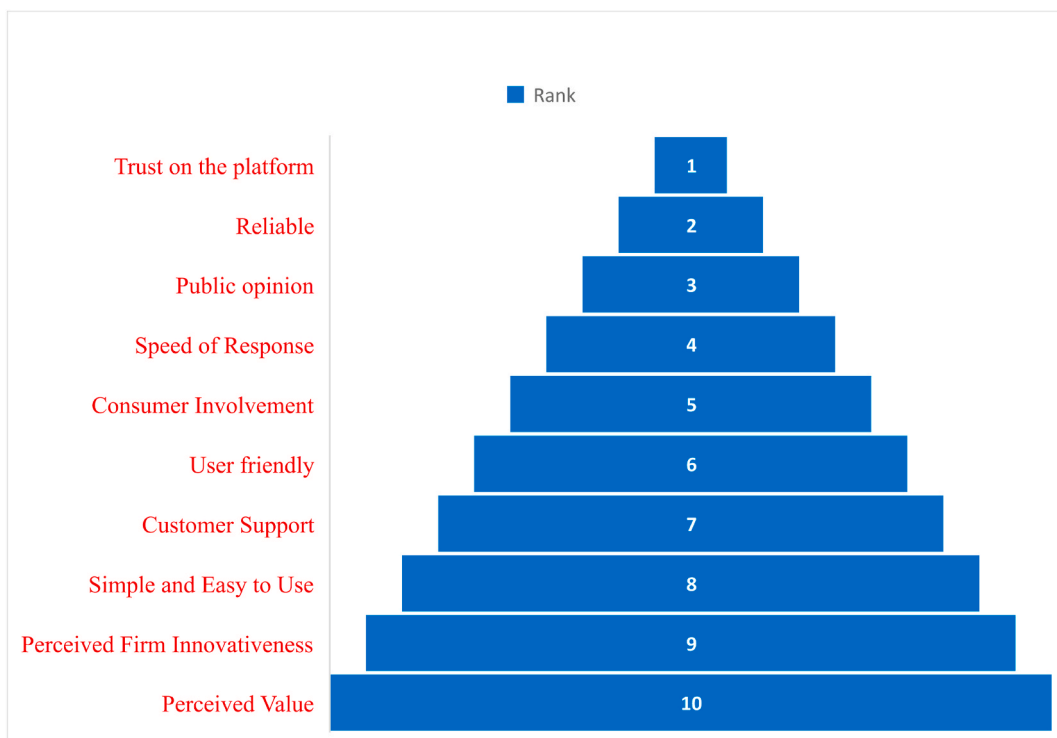


Fig. 4. Prioritizing the significance of SMM Enablers of CSFs.

public opinion, and reliable, highlighting its prominence in the overall SMM strategy [106]. However, Saudi Arabian organizations may not be fully aware of the potential benefits of SMM in restructuring their business strategies to achieve long-term organizational goals and are encouraged to pay more attention to these significant issues.

The study's third research question (RQ3) presents the prioritization of SMMEs that enhance the development and implementation of effective marketing strategies of businesses and marketers in the social media setting. The results of this study are consistent with previous studies highlighting the importance of addressing these issues to achieve success in SMM [104,107–109]. In today's fast-paced business environment, effective utilization of SMM and speed of response can significantly enhance productivity and outcomes. The positive influence of online social networks on business performance was explored, and the barriers that deter companies from effectively innovating through social media were discovered [47]. Several CSFs of SMM in the context of health promotion using this approach were explored [110]. Furthermore, this study provides valuable insights into organizations' challenges when integrating SMM into their strategies. In contrast, CSFs for health promotion via social media were researched to identify barriers companies encountered in their SMM efforts [111]. The consequences of SMM on passenger retention were explored, and the challenges companies encountered in adopting SMM were identified [112]. Similarly, another study underlined how social media capabilities enable businesses to augment internationally; this study diverged by identifying the barriers that hamper businesses from harnessing the full potential of SMM [6]. Furthermore, as an enabler of empowerment for women in small businesses, social media pivoted the spotlight to the challenges businesses confront in adopting SMM [113]. However, another study highlighted social media as a stimulus for pivoting marketing focus, which revealed the critical issues hamper this SMM adoption [114]. Customer involvement in SMM is affected by their trust on the platform and the reliability of the platform, including people's perception of that platform and marketing initiatives [106]. Since industries are fragmented, the implications of these enablers of CSFs may differ from one organization to another. Hence, Saudi Arabian organizations may emphasize developing and implementing effective SMM strategies to build competitive advantage and flourish in the digital business landscapes by harnessing the power of social media platforms.

5. Implications of the study, limitations of the study, and future research directions

5.1. Theoretical and Practical implications

The study findings contribute to the existing literature on SMM by presenting insights into enablers or critical success factors of social media marketing by outlining the cause-effect relationship of one enabler with another. Further, this research has served to augment the conceptual understanding of SMM enablers and enrich available SMM literature where limited research about SMM is available, specifically in the Saudi Arabian context. This study proposes a conceptual model grounded in the S–O–R model, which can help academics, scholars, and researchers conduct further studies. The study's findings offer future research avenues for the academic community in Saudi Arabia and beyond, enabling them to develop a conceptual or analytical model based on the results of this study. Moreover, future researchers can explore the identified critical issues in diverse sectors and geographical settings and contribute to the theoretical body of knowledge in the field of SMME. Therefore, this study has significant implications for the Saudi Arabian academic community as a valuable reference for future research in the field of SMM.

The findings of this study are highly significant and contribute immensely to the existing body of knowledge on SMM, providing marketers with valuable, evidence-based insights to plan their marketing strategies related to social media. By prioritizing CSFs, organizations can optimize their SMM efforts and allocate their resources effectively for maximum benefit, which is crucial in today's highly competitive business environment. This study is essential for businesses seeking to enhance their social media presence and drive business success through effective SMM practices to achieve their goals. The study's outcomes provide a comprehensive understanding of the enablers of SMM and facilitate the development of a roadmap for organizations to navigate the dynamic and ever-changing landscape of social media marketing. Marketers and companies may consider employing the enablers of this study to boost SMM communications and digital customer engagement, enhance market share, and build brand loyalty and online reputation. The top ten issues or SMM enablers can be used as an effective communication tool over social media platforms. The experts' opinions are critical in identifying the key enablers contributing to successful SMM strategies in Saudi Arabia. Overall, this study provides a unique and valuable perspective on the SMM landscape in Saudi Arabia, and the insights gathered from experienced professionals can be highly beneficial for marketers and businesses looking to establish a solid social media presence. This study can augment the conceptual understandings of organizations in Saudi Arabia and worldwide and assist them in understanding the enablers of SMM. With the widespread acceptance of several social media networking platforms, companies in the kingdom may use them for their electronic presence and to run promotional campaigns. Furthermore, marketing professionals may consider carefully integrating the study's key findings and redesigning their overall marketing strategy by adding SMM as an integrated marketing communication tool. Therefore, this study has significant implications for the Saudi Arabian business community.

5.2. Limitations of the study

The present study has several limitations. First, this research focuses on SMM only and cannot be generalized to other digital marketing tools. The study's scope was limited to only Social Media Marketing Enablers (SMME) and 19 substantial issues. Future research could expand the scope to include other factors influencing SMM strategies and validate the present study by conducting further studies on other digital marketing tools or issues. Second, this study cannot be generalized as it is limited to Saudi Arabian contexts and has employed the DEMATEL approach. The study's focus on Saudi Arabian organizations provides valuable insights into SMM adoption in the kingdom. However, future researchers could explore the findings' generalizability to other countries and regions.

Future research should validate the results of this study in other countries, particularly in the context of the MENA (Middle East and North Africa) region, using different research approaches. While the DEMATEL approach was used exclusively in the study, other methods could complement the findings. A mixed-method approach could provide a more comprehensive understanding of the research topic. Third, the present study focused on collecting data from experts from academia and industry with a limited sample size. Future studies should examine the. The sample size of 21 experts who provided insights from four different sectors, namely, retail, education, pharma, and transportation, was critical in identifying key elements of successful social media marketing strategies. However, expanding the sample size and including experts from other sectors could provide a more comprehensive view of the topic in further studies. These limitations provide future research opportunities to enhance the theoretical understanding of SMM in Saudi Arabia and beyond.

5.3. Future research directions

The study's limitations have opened up new opportunities for future research on social media marketing strategies. Researchers, academics, and scholars can address the limitations by expanding the sample size to include more than 21 experts from diverse sectors, educational backgrounds, skills, and experiences. In addition, future research could investigate the adoption of social media marketing among global organizations to understand how SMM enablers differ from the Saudi Arabian context. Moreover, researchers could conduct an in-depth study by identifying more than 19 issues in the context of Digital marketing enablers, E-Business enablers, and E-commerce enablers. Future research directions in the form of research questions (FRQ) are presented in Table 10.

These research themes encompass diverse domains, contexts, and methodological approaches, reflecting the multifaceted nature of social media marketing's influence on various aspects of business and society. From social media marketing enablers driving business transformation to investigating the intricate relationship between social media marketing and passenger retention in the airline industry, a wealth of uncharted territory is awaiting scholarly exploration. Scholars could craft comprehensive strategic frameworks that guide organizations in maximizing social media's potential while delving into the unexplored intersection of social media and innovation. Developing holistic strategic frameworks can help organizations navigate the ever-evolving social media landscape effectively. Understanding the evolution of social media marketing over time and its transformative impact on businesses and marketing strategies is paramount for scholars and practitioners alike. Exploring the factors influencing consumer behavior in the context of social media marketing can yield actionable insights for marketers seeking to enhance their online presence. In conclusion, the table outlines a comprehensive research agenda that underscores the dynamic nature of social media marketing enablers.

Table 10
Future research directions.

Study Source	Research Theme	Research Context	Geographical Context	Research Methodology	Future Research Questions (FRQ)
[47]	Social Media Marketing Enablers	Business Transformation	Saudi Arabia/ Global	Literature Review, Case Studies, Surveys, DEMATEL Approach, Empirical Approach	FRQ1: How do social media marketing enablers drive business transformation?
[67]	Social Media Marketing Strategy	Marketing	Saudi Arabia/ Global	Literature Review, Case Studies, Empirical Approach, DEMATEL Approach	FRQ2: What are the comprehensive strategic actions for successful social media marketing in marketing organizations?
[75]	Strategic Social Media Marketing	Marketing	Saudi Arabia/ Global	Literature Review, Conceptual Framework Development, DEMATEL Approach	FRQ3: What elements comprise a holistic framework for strategic social media marketing, and how can organizations implement it effectively?
[114]	Evolution of Social Media Marketing	Marketing Evolution	Saudi Arabia/ Global	Literature Review, Conceptual Framework, DEMATEL Approach	FRQ4: How has social media marketing evolved, and what are the implications for businesses and marketing strategies?
[68]	Social Media and Innovation	Innovation	Saudi Arabia/ Global	Systematic Literature Review, DEMATEL Approach	FRQ5: How does social media contribute to innovation in organizations, and what are the future research directions in this area?
[53]	Social Network Structure and Innovation	Innovation	Saudi Arabia/ Global	Network Analysis, Surveys, DEMATEL Approach	FRQ6: How does the structure of social networks influence innovation performance in organizations, and what are the mechanisms at play?
[33]	Social Media Enablers and Inhibitors	Social Networking	Saudi Arabia/ Global	Literature Review	FRQ7: What are the relationships between social media enablers and inhibitors in the context of social networking sites?
[6]	Social Media in International Ventures	International Business	Saudi Arabia/ Global	Surveys, Network Analysis, Literature Review,	FRQ8: How do social media-specific advantages enable the network embeddedness of international entrepreneurial ventures?
[112]	Social Media Impact on Retention	Airline Industry	Saudi Arabia/ Global	DEMATEL Approach, Literature Review	FRQ9: How do social media marketing activities affect passenger retention in the airline industry?

6. Conclusion

Social media has emerged as a crucial marketing tool for businesses worldwide, enabling them to connect with their target audience and adapt to the ever-changing business landscape. However, identifying the enablers of SMM adoption is crucial to ensure sustainable business development. This study investigates the critical issues hindering SMM adoption in Saudi Arabian organizations. To accomplish this goal, the study conducted an extensive literature review and consulted experts from various sectors, including retail, education, pharma, and transportation, to identify 19 key issues that impede the adoption of SMM in Saudi Arabian organizations. The study then analyzed these issues using the DEMATEL approach to determine their impact level and cause-effect relationships. The study's findings highlighted several critical causal issues that significantly affect the adoption of social media marketing in Saudi Arabian organizations. For instance, issues related to customer support and trust on the platform were instrumental in determining a business's social media marketing success. Similarly, safe data sharing and perceived value significantly impact a business's social media presence. This study contributes significantly to social media marketing by shedding light on the critical issues hindering its compelling adoption in Saudi Arabian companies. What sets this research apart from existing studies is its distinctive focus on identifying the barriers and challenges organizations face when harnessing the absolute prospect of social media for marketing purposes. While many previous studies have investigated the enabling aspects of social media marketing, this study brings a different approach by pinpointing 19 critical issues that serve as roadblocks to successfully implementing social media marketing strategies. Unlike studies that underline the positive consequence of social media on business performance or empowerment, this study delves deep into the challenges companies encounter when incorporating social media marketing into their overall business strategies. Furthermore, this study embraces the DEMATEL approach to investigate these issues, furnishing a robust framework for understanding their impact levels and cause-effect relationships. This analytical technique adds depth and accuracy to the findings, making them favorably actionable for businesses seeking to enhance their social media marketing strategies. This research presents a novel outlook by underscoring organizations' barriers and challenges in adopting social media marketing strategies. By pinpointing these barriers, businesses and marketers can accumulate valuable insights into overcoming them, eventually directing to more successful and compelling social media marketing campaigns. This body of research provides a comprehensive understanding of SMM from various perspectives, highlighting its potential to foster customer interactions and engagement. The author of the present study has undertaken a rigorous effort to synthesize the extensive body of literature on factors and enablers affecting the effectiveness of SMM. By effectively synthesizing the existing literature, the study has provided valuable insights into the diverse dimensions of SMM, emphasizing the critical success factors (enablers) that businesses should consider when developing their SMM strategies.

This study is a helpful aid for academics and practitioners aiming to helm the intricate landscape of social media marketing in Saudi Arabia and beyond. The study recommends that businesses in Saudi Arabia address "cause" and "effects" category issues when implementing social media marketing practices. By addressing the "cause" issues, businesses can positively impact the "effects" and enhance their overall social media marketing success. This approach can help organizations overcome challenges and leverage the opportunities offered by social media marketing to promote themselves globally. While the sample size of 21 experts provided valuable insights from four sectors, including retail, education, pharma, and transportation, expanding the sample size and including experts from other sectors could provide a more comprehensive view of the topic. Nonetheless, the study's focus on Saudi Arabian organizations provides valuable insights into social media marketing adoption in the region. The research directions collectively offer a vibrant landscape for future investigations, ensuring that the field of SMM remains at the forefront of contemporary academic inquiry and industry practice. This study provides valuable insights for Saudi Arabian organizations to understand the most significant SMM enablers to achieve profitable growth. By addressing the identified issues, Saudi Arabian organizations can overcome challenges and leverage the opportunities offered by social media marketing to promote themselves globally. The insights from this research can be valuable for researchers, academics, and scholars worldwide seeking to understand social media marketing enablers. Future studies could explore the generalizability of the findings to other countries and regions and address the limitations of previous research to make valuable contributions to this field and provide useful insights for organizations seeking to improve their SMM strategies.

Funding statement

This work was not supported by funding.

Data availability statement

Data included in article/supp. Material/referenced in the article.

CRediT authorship contribution statement

Prakash Singh: Writing – review & editing, Writing – original draft, Visualization, Validation, Resources, Methodology, Investigation, Formal analysis, Data curation, Conceptualization.

Declaration of competing interest

The authors declare that they have no known competing financial interests or personal relationships that could have appeared to influence the work reported in this paper.

References

- [1] E. Fischer, A.R. Reuber, Social interaction via new social media:(How) can interactions on Twitter affect effectual thinking and behavior? *J. Bus. Ventur.* 26 (1) (2011) 1–18, <https://doi.org/10.1016/j.jbusvent.2010.09.002>.
- [2] J.M. Andzulis, N.G. Panagopoulos, A. Rapp, A review of social media and implications for the sales process, *J. Personal Sell. Sales Manag.* 32 (3) (2012) 305–316, <https://doi.org/10.2753/PSS0885-3134320302>.
- [3] C. Drummond, H. McGrath, T. O'Toole, The impact of social media on resource mobilisation in entrepreneurial firms, *Ind. Market. Manag.* 70 (2018) 68–89, <https://doi.org/10.1016/j.indmarman.2017.05.009>.
- [4] A.M. Kaplan, M. Haenlein, Users of the world, unite! The challenges and opportunities of Social Media, *Bus. Horiz.* 53 (1) (2010) 59–68, <https://doi.org/10.1016/j.bushor.2009.09.003>.
- [5] J. Järvinen, H. Taiminen, Harnessing marketing automation for B2B content marketing, *Ind. Market. Manag.* 54 (2016) 164–175, <https://doi.org/10.1016/j.indmarman.2015.07.002>.
- [6] S. Fraccastoro, M. Gabriellsson, S. Chetty, Social media firm specific advantages as enablers of network embeddedness of international entrepreneurial ventures, *J. World Bus.* 56 (3) (2021) 101164, <https://doi.org/10.1016/j.jwb.2020.101164>.
- [7] C. Heller Baird, G. Parasnis, From social media to social customer relationship management, *Strat. Leader.* 39 (5) (2011) 30–37, <https://doi.org/10.1108/108785711111161507>.
- [8] R. Dolan, J. Conduit, C. Frethey-Bentham, J. Fahy, S. Goodman, Social media engagement behavior: a framework for engaging customers through social media content, *Eur. J. Market.* 53 (10) (2019) 2213–2243, <https://doi.org/10.1108/EJM-03-2017-0182>.
- [9] S.C. Chen, C.P. Lin, Understanding the effect of social media marketing activities: the mediation of social identification, perceived value, and satisfaction, *Technol. Forecast. Soc. Change* 140 (2019) 22–32, <https://doi.org/10.1016/j.techfore.2018.11.025>.
- [10] M. Sohaib, A.A. Safeer, A. Majeed, Role of social media marketing activities in China's e-commerce industry: a stimulus organism response theory context, *Front. Psychol.* 13 (2022) 941058, <https://doi.org/10.3389/fpsyg.2022.941058>.
- [11] F. Yu, Q. Wenhao, Z. Jinghong, Nexus between consumer's motivations and online purchase intentions of fashion products: a perspective of social media marketing, *Front. Psychol.* 13 (2022) 892135, <https://doi.org/10.3389/fpsyg.2022.892135>.
- [12] E. Bruce, Z. Shurong, S.B. Egala, J. Amoah, D. Ying, H. Rui, T. Lyu, Social media usage and SME firms' sustainability: an introspective analysis from Ghana, *Sustainability* 14 (15) (2022) 9433, <https://doi.org/10.3390/su14159433>.
- [13] D. Godes, Commentary—Invited comment on “Opinion leadership and social contagion in new product diffusion.”, *Market. Sci.* 30 (2) (2011) 224–229, <https://doi.org/10.1287/mksc.1100.0605>.
- [14] S. Andersson, N. Wikström, Why and how are social media used in a B2B context, and which stakeholders are involved? *J. Bus. Ind. Market.* 32 (8) (2017) 1098–1108, <https://doi.org/10.1108/JBIM-07-2016-0148>.
- [15] Ž. Bauboniene, G. Gulevičiūtė, E-commerce factors influencing consumers' online shopping decision, *Soc. Technol.* 5 (1) (2015) 62–73, <https://doi.org/10.13165/ST-15-5-1-06>.
- [16] J. Zhang, S. Qi, B. Lyu, A receiver perspective on knowledge sharing impact on consumer–brand relationship in virtual Communities, *Front. Psychol.* 12 (2021) 685959, <https://doi.org/10.3389/fpsyg.2021.685959>.
- [17] P. Xu, B.J. Cui, B. Lyu, Influence of streamer's social capital on purchase intention in live streaming E-commerce, *Front. Psychol.* 12 (2022) 748172, <https://doi.org/10.3389/fpsyg.2021.748172>.
- [18] H.L. Wei, C.Y. Hai, S.Y. Zhu, B. Lyu, The impact of consumers' choice Deferral behavior on their Intertemporal choice preference, *Front. Psychol.* 12 (2021) 555150, <https://doi.org/10.3389/fpsyg.2021.555150>.
- [19] J. Salo, Social media research in the industrial marketing field: review of literature and future research directions, *Ind. Market. Manag.* 66 (2017) 115–129, <https://doi.org/10.1016/j.indmarman.2017.07.013>.
- [20] Y.K. Dwivedi, E. Ismagilova, D.L. Hughes, J. Carlson, R. Filieri, J. Jacobson, Y. Wang, Setting the future of digital and social media marketing research: perspectives and research propositions, *Int. J. Inf. Manag.* 59 (2021) 102168, <https://doi.org/10.1016/j.ijinfomgt.2020.102168>.
- [21] F. Li, J. Larimo, L.C. Leonidou, Social media marketing strategy: definition, conceptualization, taxonomy, validation, and future agenda, *J. Acad. Market. Sci.* 49 (2021) 51–70, <https://doi.org/10.1007/s11747-020-00733-3>.
- [22] M.A. Bushara, A.H. Abdou, T.H. Hassan, A.E.E. Sobaih, A.S.M. Albohnayh, W.G. Alshammari, M.A. Elsaied, Power of social media marketing: how perceived value Mediates the impact on restaurant followers' purchase intention, Willingness to pay a Premium price, and E-WoM? *Sustainability* 15 (6) (2023) 5331, <https://doi.org/10.3390/su15065331>.
- [23] S.S. Askool, The use of social media in Arab countries: a case of Saudi Arabia, in: *Web Information Systems and Technologies: 8th International Conference, WEBIST 2012, Porto, Portugal, April 18–21, 2012, Revised Selected Papers 8*, Springer Berlin Heidelberg, 2013, pp. 201–219.
- [24] W. Basri, Examining the impact of artificial intelligence (AI)-assisted social media marketing on the performance of small and medium enterprises: toward effective business management in the Saudi Arabian context, *Int. J. Comput. Intell. Syst.* 13 (1) (2020) 142.
- [25] M. Binsawad, Social media efficiency towards restaurant business: a comparison between social media profiles (case study in Saudi Arabia), *Multimed. Tool. Appl.* 79 (2020) 31389–31399, <https://doi.org/10.1007/s11042-020-09620-z>.
- [26] M. Nemati, G. Weber, Social media marketing strategies based on CRM value chain model, *International Journal of Innovation in Marketing Elements* 2 (1) (2022) 12–24, <https://doi.org/10.52547/ijime.2.1.12>.
- [27] V. Noguti, Consumption of marketer-generated content: consumers as curators of marketing messages that they consume on social media, *Eur. J. Market.* 56 (12) (2022) 3545–3567, <https://doi.org/10.1108/EJM-09-2020-0695>.
- [28] A. Haleem, S. Khan, M.I. Khan, Traceability implementation in food supply chain: a grey-DEMATEL approach, *Information Processing in Agriculture* 6 (3) (2019) 335–348, <https://doi.org/10.1016/j.inpa.2019.01.003>.
- [29] M.A. Moktadir, A. Kumar, S.M. Ali, S.K. Paul, R. Sultana, J. Rezaei, Critical success factors for a circular economy: implications for business strategy and the environment, *Bus. Strat. Environ.* 29 (8) (2020) 3611–3635, <https://doi.org/10.1002/bse.2600>.
- [30] C.M. Su, D.J. Horng, M.L. Tseng, A.S. Chiu, K.J. Wu, H.P. Chen, Improving sustainable supply chain management using a novel hierarchical grey-DEMATEL approach, *J. Clean. Prod.* 134 (2016) 469–481, <https://doi.org/10.1016/j.jclepro.2015.05.080>.
- [31] X. Xia, K. Govindan, Q. Zhu, Analyzing internal barriers for automotive parts remanufacturers in China using grey-DEMATEL approach, *J. Clean. Prod.* 87 (2015) 811–825, <https://doi.org/10.1016/j.jclepro.2014.09.044>.
- [32] R.T. Cenfelli, Inhibitors and enablers as dual factor concepts in technology usage, *J. Assoc. Inf. Syst. Online* 5 (11) (2004) 16, <https://doi.org/10.17705/1jais.00059>.
- [33] Y.W. Sullivan, C.E. Koh, Social media enablers and inhibitors: understanding their relationships in a social networking site context, *Int. J. Inf. Manag.* 49 (2019) 170–189, <https://doi.org/10.1016/j.ijinfomgt.2019.03.014>.
- [34] O. Adeola, R.E. Hinson, O. Evans, Social Media in Marketing Communications: A Synthesis of Successful Strategies for the Digital Generation. *Digital Transformation in Business and Society: Theory and Cases*, 2020, pp. 61–81, https://doi.org/10.1007/978-3-030-08277-2_4.
- [35] C.J. Tsai, W.J. Shyr, Using the DEMATEL method to explore influencing factors for video communication and visual perceptions in social media, *Sustainability* 14 (22) (2022) 15164, <https://doi.org/10.3390/su142215164>.
- [36] M. Dalvi-Esfahani, A. Niknafs, D.J. Kuss, M. Nilashi, S. Afrough, Social media addiction: applying the DEMATEL approach, *Telematics Inf.* 43 (2019) 101250, <https://doi.org/10.1016/j.tele.2019.101250>.
- [37] L. Zhang, X. Sun, H. Xue, Identifying critical risks in Sponge City PPP projects using DEMATEL method: a case study of China, *J. Clean. Prod.* 226 (2019) 949–958, <https://doi.org/10.1016/j.jclepro.2019.04.067>.
- [38] D. Bandil, V. Agrawal, R.P. Mohanty, Assessing the kid's behaviour with factors of social media advertising: DEMATEL application, *Journal of Advances in Management Research* (2023), <https://doi.org/10.1108/JAMR-07-2022-0130>.

- [39] M.L. Tseng, A causal and effect decision making model of service quality expectation using grey-fuzzy DEMATEL approach, *Expert Syst. Appl.* 36 (4) (2009) 7738–7748, <https://doi.org/10.1016/j.eswa.2008.09.011>.
- [40] R. Varadarajan, Strategic marketing and marketing strategy: domain, definition, fundamental issues and foundational premises, *J. Acad. Market. Sci.* 38 (2010) 119–140, <https://doi.org/10.1007/s11747-009-0176-7>.
- [41] C.W. Hofer, D.E. Schendel, *Strategy Formulation: Analytical Concepts*, West Publishing Co, St. Paul, 1978.
- [42] J. Barney, *Gaining and Sustaining Competitive Advantage*, Addison-Wesley Publishing, Reading, 1996.
- [43] M.E. Porter, What is strategy? *Harv. Bus. Rev.* 74 (1996) 61–78.
- [44] Q. Feng, D. He, S. Zeadally, M.K. Khan, N. Kumar, A survey on privacy protection in blockchain system, *J. Netw. Comput. Appl.* 126 (2019) 45–58, <https://doi.org/10.1016/j.jnca.2018.10.020>.
- [45] M.J. Valos, V.L. Maplestone, M.J. Polonsky, M. Ewing, Integrating social media within an integrated marketing communication decision-making framework, *J. Market. Manag.* 33 (17–18) (2017) 1522–1558, <https://doi.org/10.1080/0267257X.2017.1410211>.
- [46] I.J. Orji, S. Kusi-Sarpong, H. Gupta, The critical success factors of using social media for supply chain social sustainability in the freight logistics industry, *Int. J. Prod. Res.* 58 (5) (2020) 1522–1539, <https://doi.org/10.1080/00207543.2019.1660829>.
- [47] D. Palacios-Marqués, J.M. Merigó, P. Soto-Acosta, Online social networks as an enabler of innovation in organizations, *Manag. Decis.* 53 (9) (2015) 1906–1920, <https://doi.org/10.1108/MD-06-2014-0406>.
- [48] J.H. Kietzmann, K. Hermkens, I.P. McCarthy, B.S. Silvestre, Social media? Get serious! Understanding the functional building blocks of social media, *Bus. Horiz.* 54 (3) (2011) 241–251, <https://doi.org/10.1016/j.bushor.2011.01.005>.
- [49] J. Paniagua, J. Sapena, Business performance and social media: love or hate? *Bus. Horiz.* 57 (6) (2014) 719–728, <https://doi.org/10.1016/j.bushor.2014.07.005>.
- [50] C.T. Carr, R.A. Hayes, Social media: defining, developing, and divining, *Atl. J. Commun.* 23 (1) (2015) 46–65, <https://doi.org/10.1080/15456870.2015.972282>.
- [51] A. Patino, D.A. Pitta, R. Quinones, Social media's emerging importance in market research, *J. Consum. Market.* 29 (3) (2012) 233–237, <https://doi.org/10.1108/07363761211221800>.
- [52] M. Rodriguez, R.M. Peterson, V. Krishnan, Social media's influence on business-to-business sales performance, *J. Personal Sell. Sales Manag.* 32 (3) (2012) 365–378, <https://doi.org/10.2753/PSS0885-3134320306>.
- [53] E. Muller, R. Peres, The effect of social networks structure on innovation performance: a review and directions for research, *Int. J. Res. Market.* 36 (1) (2019) 3–19, <https://doi.org/10.1016/j.ijresmar.2018.05.003>.
- [54] R. Agnihotri, Social media, customer engagement, and sales organizations: a research agenda, *Ind. Market. Manag.* 90 (2020) 291–299, <https://doi.org/10.1016/j.indmarman.2020.07.017>.
- [55] M. Yadav, S. Kamboj, Z. Rahman, Customer co-creation through social media: the case of 'Crash the Pepsi IPL 2015', *J. Direct, Data Digital Mark. Pract.* 17 (2016) 259–271, <https://doi.org/10.1057/dddmp.2016.4>.
- [56] A. Makrides, D. Vrontis, M. Christofi, The gold rush of digital marketing: assessing prospects of building brand awareness overseas, *Business Perspectives and Research* 8 (1) (2020) 4–20, <https://doi.org/10.1177/2278533719860016>.
- [57] W.W. Moe, D.A. Schweidel, Opportunities for innovation in social media analytics, *J. Prod. Innovat. Manag.* 34 (5) (2017) 697–702, <https://doi.org/10.1111/jpim.12405>.
- [58] H.S. Nair, P. Manchanda, T. Bhatia, Asymmetric social interactions in physician prescription behavior: the role of opinion leaders, *J. Market. Res.* 47 (5) (2010) 883–895, <https://doi.org/10.1509/jmkr.47.5.883>.
- [59] R. Hanna, A. Rohm, V.L. Crittenden, We're all connected: the power of the social media ecosystem, *Bus. Horiz.* 54 (3) (2011) 265–273, <https://doi.org/10.1016/j.bushor.2011.01.007>.
- [60] K.J. Trainor, Relating social media technologies to performance: a capabilities-based perspective, *J. Personal Sell. Sales Manag.* 32 (3) (2012) 317–331, <https://doi.org/10.2753/PSS0885-3134320303>.
- [61] Z. Wang, H.G. Kim, Can social media marketing improve customer relationship capabilities and firm performance? Dynamic capability perspective, *J. Interact. Market.* 39 (1) (2017) 15–26, <https://doi.org/10.1016/j.intmar.2017.02.004>.
- [62] I. Okonkwo, H.A. Awad, The role of social media in enhancing communication and collaboration in business, *Journal of Digital Marketing and Communication* 3 (1) (2023) 19–27, <https://doi.org/10.53623/jdmc.v3i1.247>.
- [63] S.I. Dubbelink, C. Herrando, E. Constantinides, Social media marketing as a branding strategy in extraordinary times: lessons from the COVID-19 pandemic, *Sustainability* 13 (18) (2021) 10310, <https://doi.org/10.3390/su131810310>.
- [64] J. Fong, S. Burton, A cross-cultural comparison of electronic word-of-mouth and country-of-origin effects, *J. Bus. Res.* 61 (3) (2008) 233–242, <https://doi.org/10.1016/j.jbusres.2007.06.015>.
- [65] D.E. Schultz, J.J. Peltier, Social media's slippery slope: challenges, opportunities and future research directions, *Journal of research in interactive marketing* 7 (2) (2013) 86–99, <https://doi.org/10.1108/JRIM-12-2012-0054>.
- [66] A. Kumar, R. Bezawada, R. Rishika, R. Janakiraman, P.K. Kannan, From social to sale: the effects of firm-generated content in social media on customer behavior, *J. Market.* 80 (1) (2016) 7–25, <https://doi.org/10.1509/jm.14.0249>.
- [67] A.S. Ananda, A. Hernández-García, L. Lamberti, N-REL: a comprehensive framework of social media marketing strategic actions for marketing organizations, *Journal of Innovation & Knowledge* 1 (3) (2016) 170–180, <https://doi.org/10.1016/j.jik.2016.01.003>.
- [68] H. Bhimani, A.L. Mention, P.J. Barlatier, Social media and innovation: a systematic literature review and future research directions, *Technol. Forecast. Soc. Change* 144 (2019) 251–269, <https://doi.org/10.1016/j.techfore.2018.10.007>.
- [69] H. Chen, D. Ma, R. Wang, Chinese entrepreneurs' experience of social media marketing: perception, strategy and challenge, *Journal of Research in Marketing and Entrepreneurship* 23 (2) (2021) 365–386, <https://doi.org/10.1108/JRME-06-2019-0055>.
- [70] R.S. Ebrahim, The role of trust in understanding the impact of social media marketing on brand equity and brand loyalty, *J. Relatsh. Mark.* 19 (4) (2020) 287–308, <https://doi.org/10.1080/15332667.2019.1705742>.
- [71] M.L. Cheung, G.D. Pires, P.J. Rosenberger III, M.J. De Oliveira, Driving COBRAs: the power of social media marketing, *Market. Intell. Plann.* 39 (3) (2021) 361–376, <https://doi.org/10.1108/MIP-11-2019-0583>.
- [72] A.J. Jara, Y. Bocchi, D. Genoud, Social internet of things: the potential of the internet of things for defining human behaviours, in: 2014 International Conference on Intelligent Networking and Collaborative Systems, IEEE, 2014, September, pp. 581–585, <https://doi.org/10.1109/INCoS.2014.113>.
- [73] B. Debatin, J.P. Lovejoy, A.K. Horn, B.N. Hughes, Facebook and online privacy: attitudes, behaviors, and unintended consequences, *J. Computer-Mediated Commun.* 15 (1) (2009) 83–108, <https://doi.org/10.1111/j.1083-6101.2009.01494.x>.
- [74] V. Venkatesh, C. Speier, M.G. Morris, User acceptance enablers in individual decision making about technology: toward an integrated model, *Decis. Sci. J.* 33 (2) (2002) 297–316, <https://doi.org/10.1111/j.1540-5915.2002.tb01646.x>.
- [75] R. Felix, P.A. Rauschnabel, C. Hinsch, Elements of strategic social media marketing: a holistic framework, *J. Bus. Res.* 70 (2017) 118–126, <https://doi.org/10.1016/j.jbusres.2016.05.001>.
- [76] H. Chahal, J. Wirtz, A. Verma, Social media brand engagement: dimensions, drivers and consequences, *J. Consum. Market.* 37 (2) (2020) 191–204, <https://doi.org/10.1108/JCM-11-2018-2937>.
- [77] P. Tarsakoo, P. Charoensukmongkol, Dimensions of social media marketing capabilities and their contribution to business performance of firms in Thailand, *Journal of Asia Business Studies* 14 (4) (2020) 441–461, <https://doi.org/10.1108/JABS-07-2018-0204>.
- [78] E. Constantinides, Foundations of social media marketing, *Procedia-Social and behavioral sciences* 148 (2014) 40–57, <https://doi.org/10.1016/j.sbspro.2014.07.016>.
- [79] J. Yu, H. Zo, M. Kee Choi, P. Ciganek, A. User acceptance of location-based social networking services: an extended perspective of perceived value, *Online Inf. Rev.* 37 (5) (2013) 711–730, <https://doi.org/10.1108/OIR-12-2011-0202>.

- [80] Y. Yang, C. Dong, X. Yao, P.K. Lee, T.C.E. Cheng, Improving the effectiveness of social media-based crowdsourcing innovations: roles of assurance mechanism and innovator's behaviour, *Ind. Manag. Data Syst.* 121 (2) (2021) 478–497, <https://doi.org/10.1108/IMDS-05-2020-0286>.
- [81] B.K. Balakrishnan, M.I. Dahnil, W.J. Yi, The impact of social media marketing medium toward purchase intention and brand loyalty among generation Y, *Procedia-Social and Behavioral Sciences* 148 (2014) 177–185, <https://doi.org/10.1016/j.sbspro.2014.07.032>.
- [82] S. Ma, A. Kirilenko, How reliable is social media data? Validation of TripAdvisor tourism visitations using independent data sources, in: *Information and Communication Technologies in Tourism 2021: Proceedings of the ENTER 2021 eTourism Conference*, January, vols. 19–22, Springer International Publishing, 2021, pp. 286–293, https://doi.org/10.1007/978-3-030-65785-7_26, 2021.
- [83] G. Warner -Søderholm, A. Bertsch, E. Sawe, D. Lee, T. Wolfe, J. Meyer, U.N. Fatilua, Who trusts social media? *Comput. Hum. Behav.* 81 (2018) 303–315, <https://doi.org/10.1016/j.chb.2017.12.026>.
- [84] J.N. Warfield, *Societal Systems. Planning, Policy and Complexity*, 1976.
- [85] E. Fontela, A. Gabus, *The DEMATEL Observer*, DEMATEL 1976. Report, attele Geneva Research Center, Geneva, 1976.
- [86] A. Gabus, E. Fontela, *Perceptions of the World Problematique: Communication Procedure, Communicating with Those Bearing Collective Responsibility*, DEMATEL Report No. 1, Battelle Geneva Research Centre, Geneva, Switzerland, 1973.
- [87] C. Fu, J. Zheng, J. Zhao, W. Xu, Application of grey relational analysis for corrosion failure of oil tubes, *Corrosion Sci.* 43 (5) (2001) 881–889, [https://doi.org/10.1016/S0010-938X\(00\)00089-5](https://doi.org/10.1016/S0010-938X(00)00089-5).
- [88] Y. Li, S. Zhu, S.D. Guo, Multi-attribute Grey Target Decision Method with Three-Parameter Interval Grey Number. *Grey Systems: Theory and Application*, 2016, <https://doi.org/10.1108/GS-05-2016-0010>.
- [89] F. Wei, Y. Li, Y. Zhang, S. Liu, The interactive effect of authentic leadership and leader competency on followers' job performance: the mediating role of work engagement, *J. Bus. Ethics* 153 (2018) 763–773, <https://doi.org/10.1007/s10551-016-3379-0>.
- [90] F.C. Kao, S.C. Huang, H.W. Lo, A rough-fermatean DEMATEL approach for sustainable development evaluation for the manufacturing industry, *Int. J. Fuzzy Syst.* 24 (7) (2022) 3244–3264, <https://doi.org/10.1007/s40815-022-01334-8>.
- [91] M.H. Wang, C.C. Chen, K.Y. Chen, H.W. Lo, Leadership competencies in the financial industry during digital transformation: an evaluation framework using the Z-DEMATEL Technique, *Axioms* 12 (9) (2023) 855, <https://doi.org/10.3390/axioms12090855>.
- [92] W.W. Wu, Choosing knowledge management strategies by using a combined ANP and DEMATEL approach, *Expert Syst. Appl.* 35 (3) (2008) 828–835, <https://doi.org/10.1016/j.eswa.2007.07.025>.
- [93] L. Cui, H.K. Chan, Y. Zhou, J. Dai, J.J. Lim, Exploring critical factors of green business failure based on Grey-Decision Making Trial and Evaluation Laboratory (DEMATEL), *J. Bus. Res.* 98 (2019) 450–461, <https://doi.org/10.1016/j.jbusres.2018.03.031>.
- [94] Y. Dou, J. Sarkis, A multiple stakeholder perspective on barriers to implementing China RoHS regulations, *Resour. Conserv. Recycl.* 81 (2013) 92–104, <https://doi.org/10.1016/j.resconrec.2013.10.004>.
- [95] S. Opricovic, G.H. Tzeng, Defuzzification within a multicriteria decision model, *Int. J. Uncertain. Fuzziness Knowledge-Based Syst.* 11 (5) (2003) 635–652, <https://doi.org/10.1142/S0218488503002387>.
- [96] R.S. Woodworth, *Psychology*, Henry Holt & Co. Department of Psychology University of Vermont Burlington, Vermont, 1929.
- [97] S. Song, X. Yao, N. Wen, What motivates Chinese consumers to avoid information about the COVID-19 pandemic?: the perspective of the stimulus-organism-response model, *Inf. Process. Manag.* 58 (1) (2021) 102407, <https://doi.org/10.1016/j.ipm.2020.102407>.
- [98] M. Zhang, C. Ren, G.A. Wang, Z. He, The impact of channel integration on consumer responses in omni-channel retailing: the mediating effect of consumer empowerment, *Electron. Commer. Res. Appl.* 28 (2018) 181–193, <https://doi.org/10.1016/j.elerap.2018.02.002>.
- [99] P. Singh, B.K. Sharma, L. Arora, V. Bhatt, Measuring social media impact on impulse buying behavior, *Cogent Business & Management* 10 (3) (2023) 2262371, <https://doi.org/10.1080/23311975.2023.2262371>.
- [100] M. Zhang, P. Xu, Y. Ye, Trust in social media brands and perceived media values: a survey study in China, *Comput. Hum. Behav.* 127 (2022) 107024, <https://doi.org/10.1016/j.chb.2021.107024>.
- [101] H. Haudi, W. Handayani, M. Musnaini, Y. Suyoto, T. Prasetyo, E. Pitaloka, Y. Cahyon, The effect of social media marketing on brand trust, brand equity and brand loyalty, *International Journal of Data and Network Science* 6 (3) (2022) 961–972, <https://doi.org/10.5267/j.ijdns.2022.1.015>.
- [102] C. Berne-Manero, M. Marzo-Navarro, Exploring how influencer and relationship marketing serve corporate sustainability, *Sustainability* 12 (11) (2020) 4392, <https://doi.org/10.3390/su12114392>.
- [103] C. Giakoumaki, A. Krepapa, Brand engagement in self-concept and consumer engagement in social media: the role of the source, *Psychol. Market.* 37 (3) (2020) 457–465, <https://doi.org/10.1002/mar.21312>.
- [104] J. Liu, L. Liu, Y. Tu, S. Li, Z. Li, Multi-stage Internet public opinion risk grading analysis of public health emergencies: an empirical study on Weibo in COVID-19, *Inf. Process. Manag.* 59 (1) (2022) 102796, <https://doi.org/10.1016/j.ipm.2021.102796>.
- [105] C. Qian, N. Mathur, N.H. Zakaria, R. Arora, V. Gupta, M. Ali, Understanding public opinions on social media for financial sentiment analysis using AI-based techniques, *Inf. Process. Manag.* 59 (6) (2022) 103098, <https://doi.org/10.1016/j.ipm.2022.103098>.
- [106] I. Khan, Do brands' social media marketing activities matter? A moderation analysis, *J. Retailing Consum. Serv.* 64 (2022) 102794, <https://doi.org/10.1016/j.jretconser.2021.102794>.
- [107] Y. Palumian, S.C.K. Jayanti, R. Indriyani, Z.J.H.T. Tarigan, Technology acceptance model for online cinema ticketing among moviegoers in java island Indonesia: an empirical study on tix id application, in: *IOP Conference Series: Materials Science and Engineering*, vol. 1010, IOP Publishing, 2021 012037, <https://doi.org/10.1088/1757-899X/1010/1/012037>. No. 1.
- [108] T.D. Susanto, M. Aljoza, Individual acceptance of e-Government services in a developing country: dimensions of perceived usefulness and perceived ease of use and the importance of trust and social influence, *Proc. Comput. Sci.* 72 (2015) 622–629, <https://doi.org/10.1016/j.procs.2015.12.171>.
- [109] R.N. Stone, K. Grønhaug, Perceived risk: further considerations for the marketing discipline, *Eur. J. Market.* 27 (3) (1993) 39–50, <https://doi.org/10.1108/03090569310026637>.
- [110] C.H. Liao, Evaluating the social marketing success criteria in health promotion: a F-DEMATEL approach, *Int. J. Environ. Res. Publ. Health* 17 (17) (2020) 6317, <https://doi.org/10.3390/ijerph17176317>.
- [111] C.H. Liao, Applying the DEMATEL method to evaluate social media criteria in promoting sustainable health behavior—a case study of vegetarian diet promotion by a non-profit organization, *Sustainability* 14 (24) (2022) 16973, <https://doi.org/10.3390/su142416973>.
- [112] R. Abokhoza, A. Jahmani, Towards retention in the airline industry using the neutrosophic DEMATEL method: does social media marketing affect passengers' retention? *International Journal of Neutrosophic Science* 21 (2) (2023) 161, <https://doi.org/10.54216/IJNS.210214>, 61.
- [113] R. Lavilles, M.A. Tinam-Isan, E.L. Sala, Social media as an enabler of women's entrepreneurial empowerment during the pandemic, *Asian J. Wom. Stud.* 29 (1) (2023) 136–153, <https://doi.org/10.1080/12259276.2023.2186633>.
- [114] S. Sharma, H.V. Verma, *Social Media Marketing: Evolution and Change. Social Media Marketing: Emerging Concepts and Applications*, vols. 19–36, 2018, https://doi.org/10.1007/978-981-10-5323-8_2.



Dr. Prakash Singh

Dr. Prakash Singh is an Assistant Professor at Saudi Electronic University, holding a Ph.D. in Marketing Management from Savitribai Phule Pune University, India. He has over nine years of experience in the field and has authored more than 11 research papers in prestigious journals indexed in Scopus, ABDC, and Web of Science. Dr. Singh's research interests mainly focus on E-Learning, E-Commerce, MSME, Entrepreneurship & Sustainability, Digital currency, and Consumer Behaviour. He employs a highly efficacious teaching approach incorporating Gamification, Learning By Doing, and a Case-based teaching approach to facilitate optimal student learning outcomes.