

## Efficient regio- and stereoselective access to novel fluorinated $\beta$ -aminocyclohexanecarboxylates

Loránd Kiss<sup>1</sup>, Melinda Nonn<sup>2</sup>, Reijo Sillanpää<sup>3</sup>, Santos Fustero<sup>4</sup>  
and Ferenc Fülöp<sup>\*1,2</sup>

### Full Research Paper

Open Access

Address:

<sup>1</sup>University of Szeged, Institute of Pharmaceutical Chemistry, Szeged, Hungary, <sup>2</sup>Stereochemistry Research Group of the Hungarian Academy of Sciences, University of Szeged, H-6720 Szeged, Eötvös 6, Hungary, <sup>3</sup>Department of Chemistry, University of Jyväskylä, FIN-40014, Jyväskylä, Finland and <sup>4</sup>Universidad de Valencia, Facultad de Farmàcia, Departamento de Química Orgànica, Valencia, Spain

Email:

Ferenc Fülöp\* - fulop@pharm.u-szeged.hu

\* Corresponding author

Keywords:

amino acids; epoxidation; fluorination; hydroxylation; stereoselective reaction

*Beilstein J. Org. Chem.* **2013**, *9*, 1164–1169.

doi:10.3762/bjoc.9.130

Received: 17 December 2012

Accepted: 21 May 2013

Published: 17 June 2013

Associate Editor: D. O'Hagan

© 2013 Kiss et al; licensee Beilstein-Institut.

License and terms: see end of document.

### Abstract

A regio- and stereoselective method has been developed for the synthesis of novel fluorinated 2-aminocyclohexanecarboxylic acid derivatives with the fluorine attached to position 4 of the ring. The synthesis starts from either *cis*- or *trans*- $\beta$ -aminocyclohex-4-enecarboxylic acids and involves regio- and stereoselective transformation of the ring C–C double bond through iodoxazine formation and hydroxylation, followed by hydroxy–fluorine or oxo–fluorine exchange.

### Introduction

Fluorine chemistry is an expanding area of research that has generated increasing interest in pharmaceutical and medicinal chemistry in recent years because of its considerable impact in drug discovery. There is currently extensive research activity in synthetic chemistry for the preparation of various biologically active fluorinated products [1-10].

Of special interest among such materials are the fluorinated amino acids, which in most cases exhibit higher bioactivities than the nonfluorinated counterparts. The fluorinated  $\alpha$ - or

acyclic  $\beta$ -amino acids have acquired significance as antibacterial or antifungal agents, enzyme inhibitors or as antitumoral compounds. Introduction of a fluorinated amino acid into a peptide may generate specific protein–ligand or protein–protein interactions, thereby determining thermal or metabolic stabilities, which is of great importance in peptide-based drug research [11-35]. These changes in properties may be more appreciable in the case of peptide oligomers formed from conformationally restricted fluorinated amino acids. Although cyclic  $\beta$ -amino acids are of major interest in pharmaceutical

chemistry and in peptide research [36-60], only a relatively small number of fluorinated derivatives of this class of compounds have been synthesized so far [61-70].

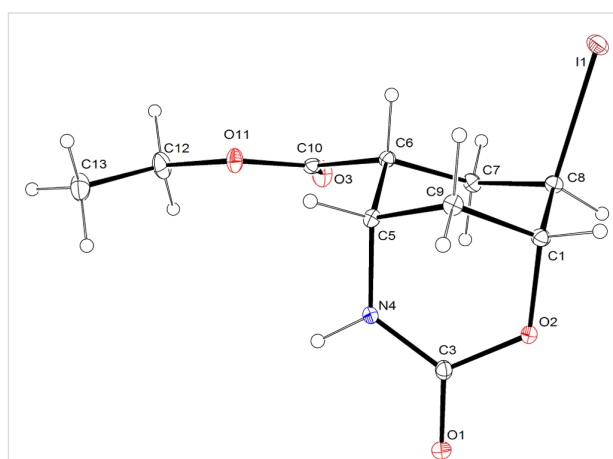
## Results and Discussion

We recently developed a synthetic method for the regio- and stereoselective introduction of a fluorine atom onto the skeleton of a  $\beta$ -aminocyclohexanecarboxylic acid. The synthesis starts from the Boc-protected 2-aminocyclohex-4-enecarboxylic acid or 2-aminocyclohex-3-enecarboxylic acid and involves ring C–C bond transformation by regio- and stereoselective hydroxylation via iodolactonization, followed by hydroxy–fluorine exchange. This protocol was applied to synthesize fluorinated  $\beta$ -aminocyclohexane scaffolds with the fluorine atom on either position 3 or 5 of the ring. Whereas the procedure is a convenient economical route to fluorinated cyclohexane or cyclohexene  $\beta$ -amino acids, it did not allow extension to the synthesis of similar derivatives with the fluorine atom on position 4.

During our work performed to fill this gap, we have developed a synthetic procedure for gaining access to fluorinated  $\beta$ -aminocyclohexanecarboxylic acids.

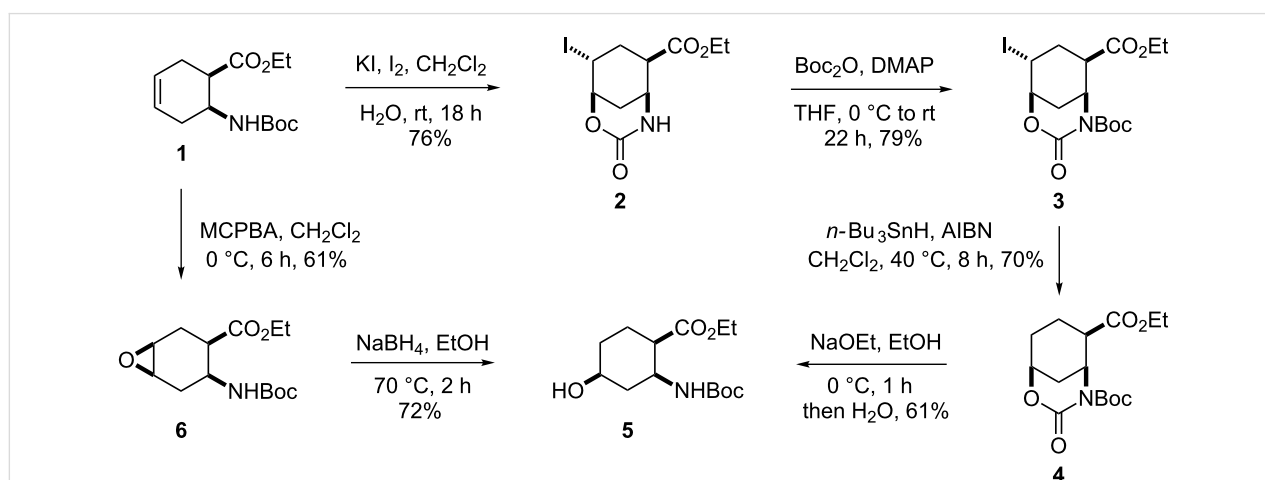
This synthesis starts from ethyl *cis*-2-aminocyclohex-4-enecarboxylate **1** [57] and follows two different strategies. One is based on regio- and stereoselective hydroxylation via iodooxazine formation, followed by fluorination, while the other includes stereoselective epoxidation and regioselective oxirane opening, followed by hydroxy–fluorine exchange. In the former protocol, amino ester **1** is treated with KI/I<sub>2</sub> in H<sub>2</sub>O/CH<sub>2</sub>Cl<sub>2</sub>, which affords iodooxazinone derivative **2** stereo- and regioselectively (Scheme 1, Figure 1). Next, compound **2** is transformed to **3** by amide *N*-Boc protection with Boc<sub>2</sub>O and

4-dimethylaminopyridine (DMAP) in THF. Removal of the iodine from the cyclohexane skeleton in **3** is accomplished under reductive conditions. On treatment with *n*-Bu<sub>3</sub>SnH in the presence of a catalytic amount of azobisisobutyronitrile (AIBN) in dichloromethane under reflux, **3** undergoes deiodination to give ester **4** in 70% yield. Oxazinone **4** is then subjected to heterocycle ring opening with NaOEt in EtOH at 0 °C to furnish all-*cis* hydroxylated amino ester **5** with the hydroxy group on position 4 of the skeleton (Scheme 1, Figure 2).

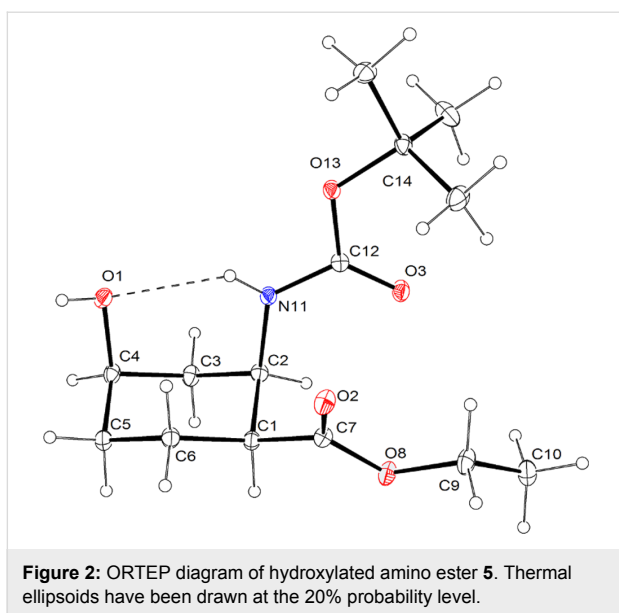


**Figure 1:** ORTEP diagram of iodooxazinone **2**. Thermal ellipsoids have been drawn at the 20 % probability level.

Hydroxylated amino ester **5** was also prepared via the alternative route involving stereoselective epoxidation. Cyclohexene  $\beta$ -amino ester **1** underwent C–C double bond oxidation with 3-chloroperbenzoic acid (MCPBA) to afford epoxy amino ester **6** *cis*-diastereoselectively [57] (Scheme 1). Opening of the oxirane ring in **6** with NaBH<sub>4</sub> in EtOH at 70 °C proceeded regioselectively, providing exclusively amino ester **5** with the



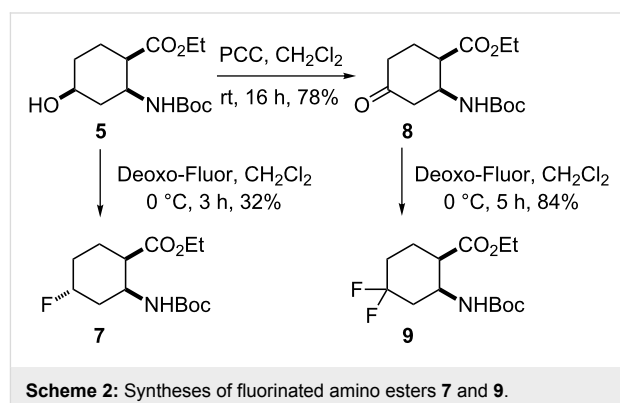
**Scheme 1:** Synthesis of all-*cis* ethyl 4-hydroxylated  $\beta$ -aminocyclohexanecarboxylate **5**.



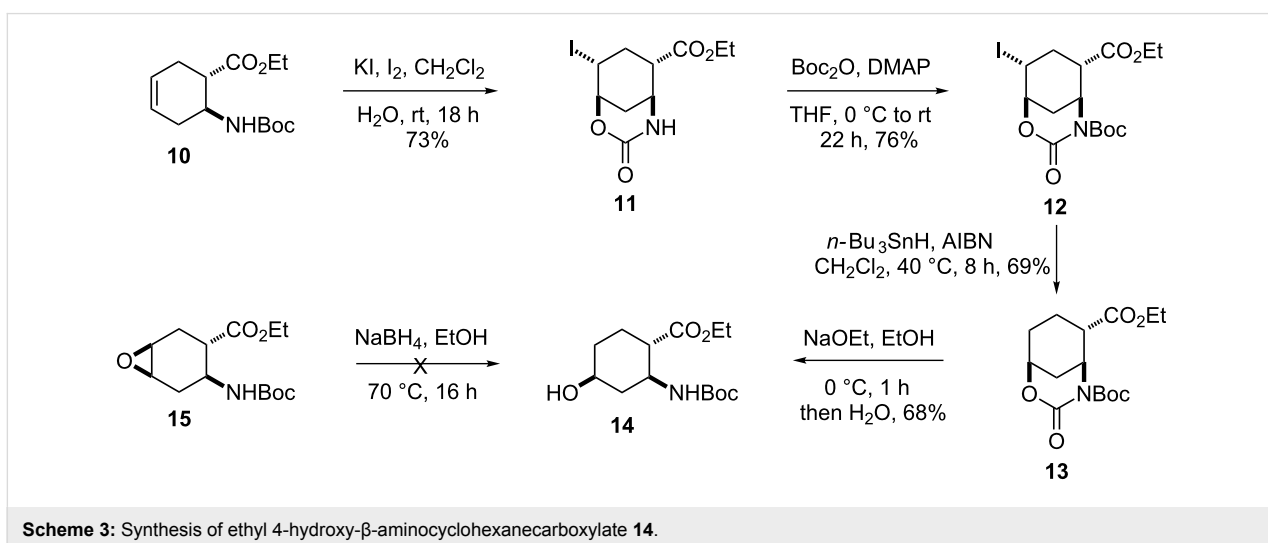
hydroxy function on position 4 (for analogous transformations, see reference [60]).

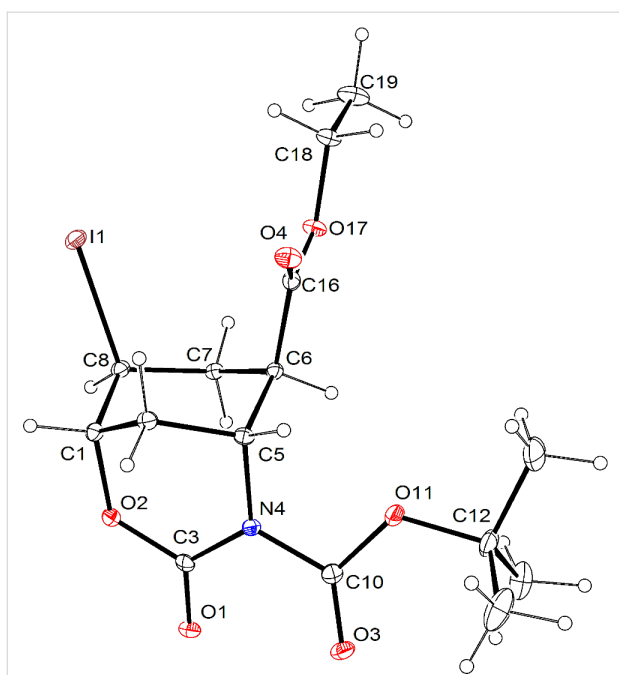
Hydroxylated amino ester **5** was next further used as a key compound for the synthesis of fluorinated target materials. A fluorine atom was introduced by hydroxy–fluorine exchange with bis(dimethoxyethylaminosulfur trifluoride) (Deoxo-Fluor®) reagent. The reaction was carried out under different experimental conditions, with variation of the temperature ( $-40\text{ }^{\circ}\text{C}$ ,  $0\text{ }^{\circ}\text{C}$  or  $20\text{ }^{\circ}\text{C}$ ) and the solvent (toluene,  $\text{CH}_2\text{Cl}_2$  or THF). Finally, it was found that hydroxylated amino ester **5** underwent inversion on reaction with a 50% Deoxo-Fluor toluene solution in  $\text{CH}_2\text{Cl}_2$  at  $0\text{ }^{\circ}\text{C}$  [68,69] to give monofluorinated cyclohexane amino ester **7** in 32% yield (Scheme 2). This rather modest yield is attributed to the relatively large amount of elim-

ination materials (40% overall). In continuation, the geminal difluorinated  $\beta$ -aminocyclohexanecarboxylic acid derivative with the fluorine atoms on position 4 was efficiently synthesized. Oxidation of the hydroxy group of amino ester **5** with pyridinium chlorochromate (PCC) in  $\text{CH}_2\text{Cl}_2$  yielded the corresponding oxo-group-containing amino ester **8**, which was then converted with Deoxo-Fluor in  $\text{CH}_2\text{Cl}_2$  at  $0\text{ }^{\circ}\text{C}$  to the corresponding geminal difluoro amino ester **9** in good yield (Scheme 2).

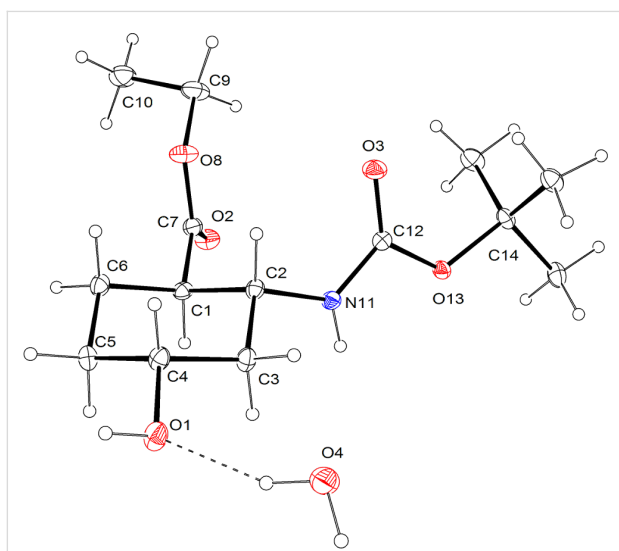


The synthetic route presented above could be extended to the preparation of other 4-fluorinated cyclohexane amino acid derivatives, stereoisomers of **7** or **9**. Ethyl *trans*-2-aminocyclohex-4-enecarboxylate **10** [57] was analogously transformed to its *cis* counterpart through regio- and stereoselective iodooxazine formation with  $\text{KI}/\text{I}_2$  to give compound **11** (Scheme 3). *N*-Protection of **11**, followed by reductive deiodination, proceeded via **12** (Figure 3) to afford ester **13**. Opening of the heterocyclic ring with  $\text{NaOEt}$  in  $\text{EtOH}$  at  $0\text{ }^{\circ}\text{C}$  furnished 4-hydroxylated amino ester **14**, a stereoisomer of **5** (Scheme 3, Figure 4).





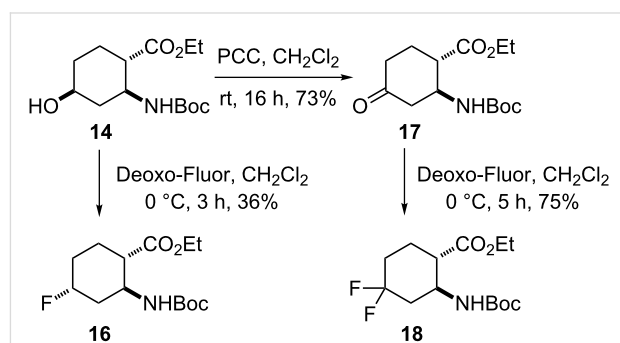
**Figure 3:** ORTEP diagram of iodooxazinone derivative **12**. Thermal ellipsoids have been drawn at the 20% probability level.



**Figure 4:** ORTEP diagram of hydroxylated amino ester **14**. The water molecule oxygen atom O4 is situated on the twofold axis with a population parameter of 0.6. Thermal ellipsoids have been drawn at the 20% probability level.

It is noteworthy that in this latter case hydroxylated amino ester **14** could not be prepared by the alternative diastereoselective epoxidation and regioselective oxirane opening strategy: according to our previous results, the opening of epoxide **15** derived from **10** proceeded via a *trans*-diaxial chair conformation with the nucleophile attack on C4, thereby providing the 5-hydroxylated derivative [57,60].

Next, hydroxylated cyclohexane amino ester **14** was converted with Deoxo-Fluor in  $\text{CH}_2\text{Cl}_2$  at  $0^\circ\text{C}$  to 4-fluorinated ethyl  $\beta$ -aminocyclohexanecarboxylate **16**, a stereoisomer of **7**. Unfortunately, the formation of a substantial amount of a mixture of elimination material could again not be avoided. When subjected to oxidation with PCC, amino ester **14** gave the corresponding oxo ester **17**, treatment of which with Deoxo-Fluor in  $\text{CH}_2\text{Cl}_2$  at  $0^\circ\text{C}$  provided geminal 4,4-difluorinated cyclohexane amino ester **18**, a stereoisomer of **9** (Scheme 4).



**Scheme 4:** Syntheses of fluorinated amino esters **16** and **18**.

## Conclusion

In conclusion, a simple and convenient procedure has been developed for the introduction of one or two fluorine atoms onto the skeleton of either *cis*- or *trans*- $\beta$ -aminocyclohexanecarboxylates. The synthetic concept involves regio- and stereoselective hydroxylation via iodooxazine formation, followed by hydroxy–fluorine or oxo–fluorine exchange.

## Supporting Information

### Supporting Information File 1

Experimental procedures and characterization of compounds.

[<http://www.beilstein-journals.org/bjoc/content/supplementary/1860-5397-9-130-S1.pdf>]

## Acknowledgements

We are grateful to the Hungarian Research Foundation (OTKA No. NK81371 and K100530) and TAMOP-4.2.2.A-II/1/KONV-2012-0052 for financial support.

## References

- Gouverneur, V.; Müller, K., Eds. *Fluorine in Pharmaceutical and Medicinal Chemistry: From Biophysical Aspects to Clinical Applications*; Imperial College Press: London, 2012.
- Hagmann, W. K. *J. Med. Chem.* **2008**, *51*, 4359. doi:10.1021/jm800219f

3. Isanbor, C.; O'Hagan, D. *J. Fluorine Chem.* **2006**, *127*, 303. doi:10.1016/j.jfluchem.2006.01.011
4. Fustero, S.; Sanz-Cervera, J. F.; Aceña, J. L.; Sánchez-Roselló, M. *Synlett* **2009**, 525. doi:10.1055/s-0028-1087806
5. Kirk, K. L. *J. Fluorine Chem.* **2006**, *127*, 1013. doi:10.1016/j.jfluchem.2006.06.007
6. O'Hagan, D. *J. Fluorine Chem.* **2010**, *131*, 1071. doi:10.1016/j.jfluchem.2010.03.003
7. Bégué, J.-P.; Bonnet-Delpon, D. *J. Fluorine Chem.* **2006**, *127*, 992. doi:10.1016/j.jfluchem.2006.05.006
8. Qiu, X.-L.; Xu, X.-H.; Qing, F.-L. *Tetrahedron* **2010**, *66*, 789. doi:10.1016/j.tet.2009.11.001
9. Purser, S.; Moore, P. R.; Swallow, S.; Gouverneur, V. *Chem. Soc. Rev.* **2008**, *37*, 320. doi:10.1039/b610213c
10. Bresciani, S.; Slawin, A. M. Z.; O'Hagan, D. *J. Fluorine Chem.* **2009**, *130*, 537. doi:10.1016/j.jfluchem.2009.03.003
11. Aceña, J. L.; Sorochinsky, A. E.; Soloshonok, V. A. *Synthesis* **2012**, *44*, 1591. doi:10.1055/s-0031-1289756
12. Lemonnier, G.; Lion, C.; Quirion, J.-C.; Pin, J.-P.; Goudet, C.; Jubault, P. *Bioorg. Med. Chem.* **2012**, *20*, 4716. doi:10.1016/j.bmc.2012.06.006
13. Salwiczek, M.; Nyakatura, E. K.; Gerling, U. I. M.; Ye, S.; Kocsch, B. *Chem. Soc. Rev.* **2012**, *41*, 2135. doi:10.1039/c1cs15241f
14. Mykhailiuk, P. K.; Shishkina, S. V.; Shishkin, O. V.; Zaporozhets, O. A.; Komarov, I. V. *Tetrahedron* **2011**, *67*, 3091. doi:10.1016/j.tet.2011.02.082
15. Chia, P. W.; Livesey, M. R.; Slawin, A. M. Z.; van Mourik, T.; Wyllie, D. J. A.; O'Hagan, D. *Chem.–Eur. J.* **2012**, *18*, 8813. doi:10.1002/chem.201200071
16. Shibata, N.; Nishimine, T.; Shibata, N.; Tokunaga, E.; Kawada, K.; Kagawa, T.; Sorochinsky, A. E.; Soloshonok, V. A. *Chem. Commun.* **2012**, *48*, 4124. doi:10.1039/c2cc30627a
17. Smits, R.; Cadicamo, C. D.; Burger, K.; Kocsch, B. *Chem. Soc. Rev.* **2008**, *37*, 1727. doi:10.1039/b800310f
18. Sorochinsky, A. E.; Soloshonok, V. A. *J. Fluorine Chem.* **2010**, *131*, 127. doi:10.1016/j.jfluchem.2009.09.015
19. Pan, Y.; Zhao, Y.; Ma, T.; Yang, Y.; Liu, H.; Jiang, Z.; Tan, C.-H. *Chem.–Eur. J.* **2010**, *16*, 779. doi:10.1002/chem.200902830
20. Acena, J. L.; Simon-Fuentes, A.; Fustero, S. *Curr. Org. Chem.* **2010**, *14*, 928. doi:10.2174/138527210791111777
21. Tarui, A.; Sato, K.; Omote, M.; Kumadaki, I.; Ando, A. *Adv. Synth. Catal.* **2010**, *352*, 2733. doi:10.1002/adsc.201000506
22. Hook, D. F.; Gessier, F.; Noti, C.; Kast, P.; Seebach, D. *ChemBioChem* **2004**, *5*, 691. doi:10.1002/cbic.200300827
23. Jäckel, C.; Kocsch, B. *Eur. J. Org. Chem.* **2005**, 4483. doi:10.1002/ejoc.200500205
24. Yoder, N. C.; Kumar, K. *Chem. Soc. Rev.* **2002**, *31*, 335. doi:10.1039/b201097f
25. Mathad, R. I.; Jaun, B.; Flögel, O.; Gardiner, J.; Löweneck, M.; Codée, J. D. C.; Seeberger, P. H.; Seebach, D.; Edmonds, M. K.; Graichen, F. H. M.; Abell, A. D. *Helv. Chim. Acta* **2007**, *90*, 2251. doi:10.1002/hlca.200790235
26. Capone, S.; Kiertsch, I.; Flögel, O.; Lelais, G.; Togni, A.; Seebach, D. *Helv. Chim. Acta* **2008**, *91*, 2035. doi:10.1002/hlca.200890217
27. Fustero, S.; Sánchez-Roselló, M.; Rodrigo, V.; Sanz-Cervera, J. F.; Piera, J.; Simón-Fuentes, A.; del Pozo, C. *Chem.–Eur. J.* **2008**, *14*, 7019. doi:10.1002/chem.200702009
28. Fustero, S.; Sánchez-Roselló, M.; Rodrigo, V.; del Pozo, C.; Sanz-Cervera, J. F.; Simón, A. *Org. Lett.* **2006**, *8*, 4129. doi:10.1021/ol061733c
29. Mykhailiuk, P. K.; Radchenko, D. S.; Komarov, I. V. *J. Fluorine Chem.* **2010**, *131*, 221. doi:10.1016/j.jfluchem.2009.07.017
30. Pan, Y.; Calvert, K.; Silverman, R. B. *Bioorg. Med. Chem.* **2004**, *12*, 5719. doi:10.1016/j.bmc.2004.07.065
31. Yasuhara, A.; Sakagami, K.; Yoshikawa, R.; Chaki, S.; Nakamura, M.; Nakazato, A. *Bioorg. Med. Chem.* **2006**, *14*, 3405. doi:10.1016/j.bmc.2005.12.061
32. Wang, Z.; Silverman, R. B. *Bioorg. Med. Chem.* **2006**, *14*, 2242. doi:10.1016/j.bmc.2005.11.010
33. Lu, H.; Silverman, R. B. *J. Med. Chem.* **2006**, *49*, 7404. doi:10.1021/jm0608715
34. Seebach, D.; Gardiner, J. *Acc. Chem. Res.* **2008**, *41*, 1366. doi:10.1021/ar700263g
35. Seebach, D. *Angew. Chem., Int. Ed.* **2011**, *50*, 96. doi:10.1002/anie.201003823
36. Fülöp, F. *Chem. Rev.* **2001**, *101*, 2181. doi:10.1021/cr000456z
37. Kiss, L.; Forró, E.; Fülöp, F. Synthesis of Carbocyclic  $\beta$ -Amino Acids. In *Amino Acids, Peptides and Proteins in Organic Chemistry*; Hughes, A. B., Ed.; Wiley-VCH: Weinheim, Germany, 2009; Vol. 1, pp 367 ff. doi:10.1002/9783527631766.ch8
38. Hameršak, Z.; Roje, M.; Avdagić, A.; Šunjić, V. *Tetrahedron: Asymmetry* **2007**, *18*, 635. doi:10.1016/j.tetasy.2007.02.019
39. Rathore, N.; Gellman, S. H.; de Pablo, J. J. *Biophys. J.* **2006**, *91*, 3425. doi:10.1529/biophysj.106.084491
40. Fernandes, C.; Gauzy, C.; Yang, Y.; Roy, O.; Pereira, E.; Faure, S.; Aitken, D. J. *Synthesis* **2007**, 2222. doi:10.1055/s-2007-983759
41. Mowery, B. P.; Lee, S. E.; Kissounko, D. A.; Epan, R. F.; Epan, R. M.; Weisblum, B.; Stahl, S. S.; Gellman, S. H. *J. Am. Chem. Soc.* **2007**, *129*, 15474. doi:10.1021/ja077288d
42. Gorrea, E.; Nolis, P.; Torres, E.; Da Silva, E.; Amabili, D. B.; Branchadell, V.; Ortuño, R. M. *Chem.–Eur. J.* **2011**, *17*, 4588. doi:10.1002/chem.201002193
43. Rúa, F.; Boussert, S.; Parella, T.; Díez-Pérez, I.; Branchadell, V.; Giralt, E.; Ortuño, R. M. *Org. Lett.* **2007**, *9*, 3643. doi:10.1021/ol701521k
44. Porter, E. A.; Weisblum, B.; Gellman, S. H. *J. Am. Chem. Soc.* **2005**, *127*, 11516. doi:10.1021/ja0519785
45. Roy, O.; Faure, S.; Aitken, D. J. *Tetrahedron Lett.* **2006**, *47*, 5981. doi:10.1016/j.tetlet.2006.06.027
46. D'Elia, V.; Zwicknagl, H.; Reiser, O. *J. Org. Chem.* **2008**, *73*, 3262. doi:10.1021/jo800168h
47. Hetényi, A.; Szakonyi, Z.; Mándity, I. M.; Szolnoki, É.; Tóth, G. K.; Martinek, T. A.; Fülöp, F. *Chem. Commun.* **2009**, 177. doi:10.1039/b812114a
48. Fülöp, F.; Martinek, T. A.; Tóth, G. K. *Chem. Soc. Rev.* **2006**, *35*, 323. doi:10.1039/b501173f
49. Torres, E.; Acosta-Silva, C.; Rúa, F.; Álvarez-Larena, A.; Parella, T.; Branchadell, V.; Ortuño, R. M. *Tetrahedron* **2009**, *65*, 5669. doi:10.1016/j.tet.2009.05.039
50. Farnández, D.; Torres, E.; Avilés, F. X.; Ortuño, R. M.; Vendrell, J. *Bioorg. Med. Chem.* **2009**, *17*, 3824. doi:10.1016/j.bmc.2009.04.035
51. Fernandes, C.; Pereira, E.; Faure, S.; Aitken, D. J. *J. Org. Chem.* **2009**, *74*, 3217. doi:10.1021/jo900175p
52. Celis, S.; Gorrea, E.; Nolis, P.; Illa, O.; Ortuño, R. M. *Org. Biomol. Chem.* **2012**, *10*, 861. doi:10.1039/c1ob06575k
53. Szolnoki, É.; Hetényi, A.; Martinek, T. A.; Szakonyi, Z.; Fülöp, F. *Org. Biomol. Chem.* **2012**, *10*, 255. doi:10.1039/c1ob06627g
54. Martinek, T. A.; Fülöp, F. *Chem. Soc. Rev.* **2012**, *41*, 687. doi:10.1039/c1cs15097a

55. Mansawat, W.; Vilaivan, C.; Balázs, Á.; Aitken, D. J.; Vilaivan, T. *Org. Lett.* **2012**, *14*, 1440. doi:10.1021/ol300190u
56. Berlicki, Ł.; Pilsł, L.; Wéber, E.; Mándity, I. M.; Cabrele, C.; Martinek, T. A.; Fülöp, F.; Reiser, O. *Angew. Chem., Int. Ed.* **2012**, *51*, 2208. doi:10.1002/anie.201107702
57. Kiss, L.; Forró, E.; Fülöp, F. *Tetrahedron* **2012**, *68*, 4438. doi:10.1016/j.tet.2011.12.065
58. Nonn, M.; Kiss, L.; Sillanpää, R.; Fülöp, F. *Beilstein J. Org. Chem.* **2012**, *8*, 100. doi:10.3762/bjoc.8.10
59. Kiss, L.; Forró, E.; Sillanpää, R.; Fülöp, F. *Tetrahedron* **2010**, *66*, 3599. doi:10.1016/j.tet.2010.03.030
60. Kiss, L.; Forró, E.; Martinek, T. A.; Bernáth, G.; De Kimpe, N.; Fülöp, F. *Tetrahedron* **2008**, *64*, 5036. doi:10.1016/j.tet.2008.03.068
61. Qiu, X.-L.; Qing, F.-L. *Eur. J. Org. Chem.* **2011**, 3261. doi:10.1002/ejoc.201100032
62. Mikami, K.; Fustero, S.; Sánchez-Roselló, M.; Aceña, J. L.; Soloshonok, V.; Sorochinsky, A. *Synthesis* **2011**, 3045. doi:10.1055/s-0030-1260173
63. Fustero, S.; Sanz-Cervera, J. F.; Piera, J.; Sánchez-Roselló, M.; Chiva, G.; Simón-Fuentes, A. *J. Fluorine Chem.* **2004**, *125*, 621. doi:10.1016/j.jfluchem.2003.12.016
64. Fustero, S.; Sánchez-Roselló, M.; Aceña, J. L.; Fernández, B.; Asensio, A.; Sanz-Cervera, J. F.; del Pozo, C. *J. Org. Chem.* **2009**, *74*, 3414. doi:10.1021/jo900296d
65. Fustero, S.; Sánchez-Roselló, M.; Sanz-Cervera, J. F.; Aceña, J. L.; del Pozo, C.; Fernández, B.; Bartolomé, A.; Asensio, A. *Org. Lett.* **2006**, *8*, 4633. doi:10.1021/ol061892w
66. Mittendorf, J.; Kunisch, F.; Matzke, M.; Militzer, H.-C.; Schmidt, A.; Schönfeld, W. *Bioorg. Med. Chem. Lett.* **2003**, *13*, 433. doi:10.1016/S0960-894X(02)00958-7
67. Hamashima, Y.; Suzuki, T.; Takano, H.; Shimura, Y.; Tsuchiya, Y.; Moriya, K.; Goto, T.; Sodeoka, M. *Tetrahedron* **2006**, *62*, 7168. doi:10.1016/j.tet.2005.12.070
68. Kiss, L.; Forró, E.; Fustero, S.; Fülöp, F. *Eur. J. Org. Chem.* **2011**, 4993. doi:10.1002/ejoc.201100583
69. Kiss, L.; Forró, E.; Fustero, S.; Fülöp, F. *Org. Biomol. Chem.* **2011**, *9*, 6528. doi:10.1039/c1ob05648d
70. Nonn, M.; Kiss, L.; Hänninen, M. M.; Sillanpää, R.; Fülöp, F. *Chem. Biodiversity* **2012**, *9*, 2571. doi:10.1002/cbdv.201200323

## License and Terms

This is an Open Access article under the terms of the Creative Commons Attribution License (<http://creativecommons.org/licenses/by/2.0>), which permits unrestricted use, distribution, and reproduction in any medium, provided the original work is properly cited.

The license is subject to the *Beilstein Journal of Organic Chemistry* terms and conditions: (<http://www.beilstein-journals.org/bjoc>)

The definitive version of this article is the electronic one which can be found at:  
doi:10.3762/bjoc.9.130