

RESEARCH

Open Access

# Standard molar enthalpy of combustion and formation of quaternary ammonium tetrachlorozincate $[n\text{-C}_n\text{H}_{2n+1}\text{N}(\text{CH}_3)_3]_2\text{ZnCl}_4$

Biyang Ren<sup>1</sup>, Shuying Zhang<sup>2</sup>, Bei Ruan<sup>1</sup>, Kezhong Wu<sup>1\*</sup> and Jianjun Zhang<sup>1</sup>

## Abstract

The standard molar enthalpy of combustion ( $\Delta_c H_m^\circ$ ) and formation ( $\Delta_f H_m^\circ$ ) of quaternary ammonium tetrachlorozincate  $[n\text{-C}_n\text{H}_{2n+1}\text{N}(\text{CH}_3)_3]_2\text{ZnCl}_4$  have been determined for the hydrocarbon chain length from even number 8 to 18 of carbon atoms ( $n$ ) by an oxygen-bomb combustion calorimeter. The results indicated that the values of  $\Delta_c H_m^\circ$  increased and  $\Delta_f H_m^\circ$  decreased with increasing chain length and showed a linear dependence on the number of carbon atoms, which were caused by that the order and rigidity of the hydrocarbon chain decreased with increasing the carbon atoms. The linear regression equations are  $-\Delta_c H_m^\circ = 1440.50n + 3730.67$  and  $-\Delta_f H_m^\circ = -85.32n + 1688.22$ .

**Keywords:** Combustion calorimeter, Energy of combustion, Enthalpy of combustion, Enthalpy of formation, Quaternary ammonium tetrachlorozincate

## Introduction

The quaternary ammonium tetrachlorometallate with the general formula  $[n\text{-C}_n\text{H}_{2n+1}\text{NR}_3]_2\text{MX}_4$  ( $M = \text{Cu, Mn, Cd, Zn, Co, } \dots, X = \text{Cl, Br, I, R is alkyl, or aryl}$ ) (short notation:  $\text{C}_n\text{C}_3\text{M}$ ) have been attracted considerable attention because of their physical properties including ferro-, piezo- or pyroelectricity, ferri-, antiferro- or piezomagnetism and their technical application for electro- or magneto-optical devices (Blachnik et al. 1996; Kezhong et al. 2010). The advances in synthesis along with the ease of controlling various structural parameters (metal, halogen and number of carbon atoms in the alkylammonium ion) have made them ideal objects for studies by spectroscopy, calorimetry, diffraction, and a variety of other techniques (Abid et al. 2011; Donghua et al. 2011; Shymkiv et al. 2011). In addition, several theoretical studies have been undertaken to predict the behavior of the  $\text{C}_n\text{C}_3\text{M}$  (Francesco et al. 2002; Gosniowska et al. 2000). However, the thermodynamic properties of the  $\text{C}_n\text{C}_3\text{M}$  have been reported rarely in the literature. In the present work, the series of quaternary ammonium

tetrachlorozincate  $[n\text{-C}_n\text{H}_{2n+1}\text{N}(\text{CH}_3)_3]_2\text{ZnCl}_4$  ( $n = 8, 10, 12, 14, 16, 18$ ) are synthesized from ethanol solutions. The standard molar enthalpy of formation ( $\Delta_f H_m^\circ$ ) and the standard molar enthalpy of combustion ( $\Delta_c H_m^\circ$ ) of the  $\text{C}_n\text{C}_3\text{Zn}$  have been determined by an oxygen-bomb combustion calorimeter with increasing chain length at  $T = 298.15\text{ K}$ .

## Experimental procedure

$\text{ZnCl}_2$ , concentrated HCl and absolute ethanol were analytical grade. *n*-Octyltrimethylammonium chloride (A.P.), were purchased from TOKYO CHEMICAL INDUSTRY CO LTD (Japan). *n*-Decyltrimethylammonium chloride(A.P.), *n*-Dodecyltrimethylammonium chloride (A.P.), *n*-Tetradecyltrimethylammonium chloride(A.P.), *n*-Hexadecyltrimethylammonium chloride(A.P.), *n*-Trimethylstearyl ammonium chloride(A.P.) were purchased from J & K CHEMICAL LTD. For the synthesis of  $\text{C}_n\text{C}_3\text{Zn}$ , the hot absolute ethanol solutions of  $\text{ZnCl}_2$ , concentrated HCl and the corresponding quaternary ammonium were mixed in a 1:2:2 molar ratios. The solutions were concentrated by boiling for 1 h, and then cooled to room temperature. After filtration, the products were recrystallized twice from absolute ethanol and then were placed in a vacuum desiccator for 10 h at about 353 K.

\* Correspondence: wukzh688@163.com

<sup>1</sup>Department of Chemistry and Material Science, Hebei Normal University, Shijiazhuang 050024, China

Full list of author information is available at the end of the article



**Table 2** The value of thermochemical functions of the quaternary ammonium tetrachlorometallate  $C_nC_3Zn$

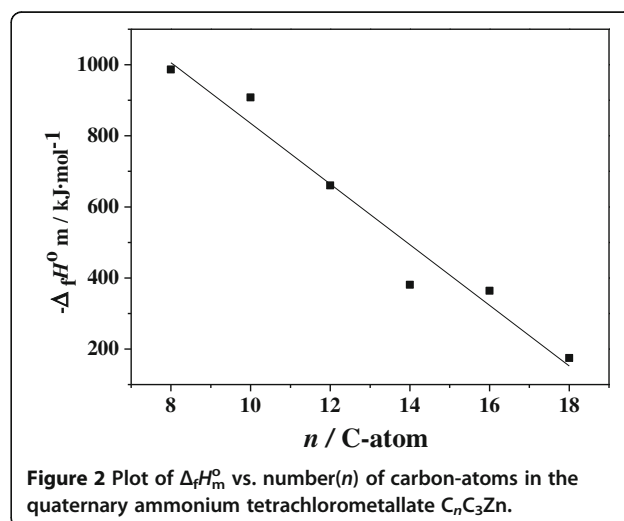
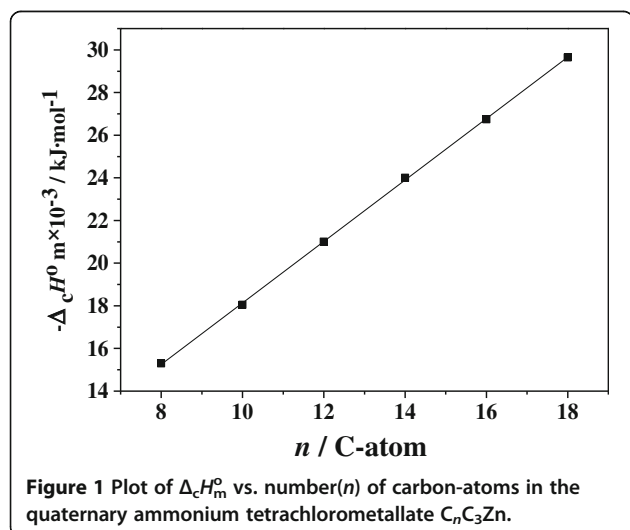
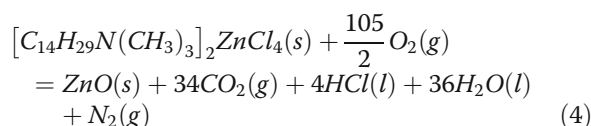
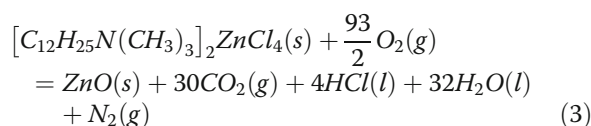
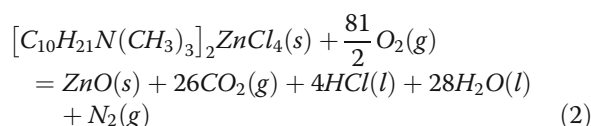
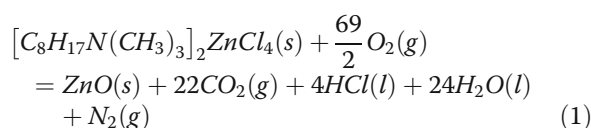
	$C_8C_3Zn$	$C_{10}C_3Zn$	$C_{12}C_3Zn$	$C_{14}C_3Zn$	$C_{16}C_3Zn$	$C_{18}C_3Zn$
$-\Delta_c U_m^0 / \text{kJ} \cdot \text{mol}^{-1}$	15268	18010	20938	23929	26657	29557
$-\Delta_c H_m^0 / \text{kJ} \cdot \text{mol}^{-1}$	15297	18044	21009	24006	26740	29647
$-\Delta_f H_m^0 / \text{kJ} \cdot \text{mol}^{-1}$	991.66	908.02	660.38	380.47	364.10	174.46

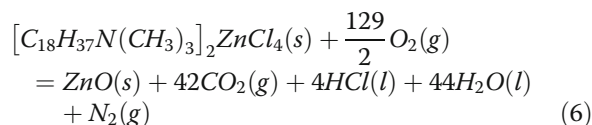
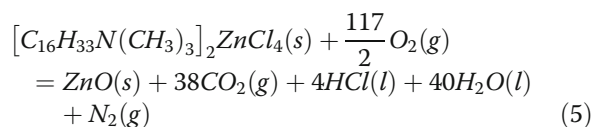
energy of combustion is  $\Delta_c U = -(26460 \pm 3.8) \text{ J} \cdot \text{g}^{-1}$  under certificate conditions. The massic energy of combustion  $\Delta_c U_m$  for each  $C_nC_3Zn$  was fitted with equation  $\Delta_c U_m = [-\epsilon_{\text{calor}} \cdot \Delta T + \Delta m_{\text{ign}} \cdot u_{\text{ign}} + V_{\text{NaOH}} \cdot (-59.7)] / m_{C_nC_3Zn}$ , where  $\epsilon_{\text{cal}}$  is the energy equivalent of the calorimeter,  $\Delta T$  is the calorimeter temperature change corrected,  $\Delta m_{\text{ign}}$  is the mass of the Nickel-chromium alloy for ignition and the massic energy is  $u_{\text{ign}} = -3.245 \text{ kJ} \cdot \text{g}^{-1}$  ( $U_{\text{ign}} = \Delta m_{\text{ign}} \cdot u_{\text{ign}}$ ).  $m_{C_nC_3Zn}$  is the mass of the  $C_nC_3Zn$  which were burned,  $V_{\text{NaOH}}$  is the volume of sodium hydroxid which consumed by nitric acid, the corrections for nitric acid formation were based on  $-59.7 \text{ kJ} \cdot \text{mol}^{-1}$  for the molar energy of formation of  $0.1 \text{ mol} \cdot \text{dm}^{-3} \text{ HNO}_3$  (aq) from  $N_2$ ,  $O_2$ , and  $H_2O(l)$  (Matos et al. 2002). The calibration results were corrected to the average mass of water added to the calorimeter: 2500.0 g and the volume of oxygen bomb was 300 ml. From five independent calibration experiments between  $T = 295.15 \text{ K}$  and  $T = 299.15 \text{ K}$ , the energy equivalent  $\epsilon_{\text{cal}} = (13965.4 \pm 4.7) \text{ J} \cdot \text{K}^{-1}$  was obtained, where the uncertainty quoted is the standard deviation of the mean. For all experiments, ignition was made at  $T = (298.150 \pm 0.001) \text{ K}$ . Combustion experiments were performed in oxygen at a pressure  $p = 3.00 \text{ MPa}$  and in the presence of  $10.00 \text{ cm}^3$  of water added to the bomb (Matos et al. 2002).

## Results and discussion

The individual results of all combustion experiments, together with the mean values and their standard

deviations, are given for each compound in Table 1. In accordance with normal thermochemical practice, the uncertainties assigned to the standard molar enthalpies of combustion are, in each case, equal to twice the overall standard deviation of the mean and include the uncertainties in calibration (Henoc et al. 2009). The results are referred to the following reactions (1 ~ 6) and the following equation (7 ~ 9):





$$\Delta_c H_m^o = M\Delta_c U_m^o + \Delta nRT \quad (7)$$

$$\Delta n = n_g(\text{product}) - n_g(\text{reactant}) \quad (8)$$

$$\Delta_f H_m^o(C_n C_3 Zn) = \sum V_B \Delta_f H_m^o(B) - \Delta_c H_m^o \quad (9)$$

Where  $R$  is the molar gas constant and  $M$  is the molar mass of the  $C_n C_3 Zn$ . The  $V_B$  is the stoichiometric coefficient and the  $\Delta_f H_m^o(B)$  is the standard molar enthalpy of formation of the combustion products. The standard molar enthalpies of formation of  $ZnO(s)$ ,  $H_2O(l)$  and  $CO_2(g)$  at  $T = 298.15$  K,  $-(348.28)$   $\text{kJ} \cdot \text{mol}^{-1}$ ,  $-(285.830 \pm 0.042)$   $\text{kJ} \cdot \text{mol}^{-1}$  and  $-(393.51 \pm 0.13)$   $\text{kJ} \cdot \text{mol}^{-1}$  (Manuel et al. 2010). The  $\Delta_f H_m^o$  of the  $C_n C_3 Zn$  resulted from the  $\Delta_c H_m^o$  by an oxygen-bomb combustion calorimeter at  $T = 298.15$  K. Table 2 lists the values of the standard molar energies  $\Delta_c U_m^o$ , the enthalpies of combustion  $\Delta_c H_m^o$  and the standard molar enthalpies of formation  $\Delta_f H_m^o$  result from  $\Delta_c U_m^o$  for the  $C_n C_3 Zn$ .

The influence of the hydrocarbon chain length on  $\Delta_c H_m^o$  and  $\Delta_f H_m^o$  of the  $C_n C_3 Zn$  has been obtained for chain lengths from 8 to 18 carbon atoms. The values of  $\Delta_c H_m^o$  and  $\Delta_f H_m^o$  show a linear dependence on the number of carbon atoms from experimental data analysis. Figure 1, Figure 2 show a plot of the calculated  $-\Delta_c H_m^o$  and  $-\Delta_f H_m^o$  vs.  $C$ -atoms ( $n$ ) that gave a straight line relationship from the values of Table 2. The linear regression equation are  $-\Delta_c H_m^o = 1440.50n + 3730.67$  with a correlation coefficient  $r = 0.9998$  and  $-\Delta_f H_m^o = -85.32n + 1688.22$  with  $r = 0.9512$ . A striking feature is that  $\Delta_c H_m^o$  increased and  $\Delta_f H_m^o$  decreased with increasing the chain length. This reason is that the structures of  $C_n C_3 Zn$  are characteristic of the piling of sandwiches in which a two-dimensional cavities of  $ZnCl_4^{2-}$  tetrahedra is sandwiched between two alkylammonium layers. The layers are bound by van der Waals forces between  $(CH_2)_n CH_3$  groups and by long-range Coulomb forces. The  $-N(CH_3)_3^+$  groups of the chains occupy the cavities of the  $ZnCl_4^{2-}$  layers and are bonded by ion bonds to the chlorine atoms (Weizhen et al. 2011). As the hydrocarbon chain length increases, the formation of the chain conformer plays a more important role in the structural phase transitions. It is known that the order and rigidity of the hydrocarbon chain were decreased with increasing the carbon atoms, that is with

increasing mean number of conformationally flexible chain in  $C_n C_3 Zn$  (Nobuaki et al. 2011), furthermore, the intensities of the ion bonds and van der Waals force decrease with increasing the carbon atoms resulting in that the values of  $\Delta_c H_m^o$  and  $\Delta_f H_m^o$  show a linear dependence on the carbon atoms.

## Conclusions

The standard molar enthalpy of combustion and formation of quaternary ammonium tetrachlorozincate [ $n$ - $C_n H_{2n+1} N(CH_3)_3$ ] $_2 ZnCl_4$  ( $n = 8, 10, 12, 14, 16, 18$ ) have been measured by an oxygen-bomb combustion calorimeter. The results indicated that the values of the standard molar combustion enthalpies  $\Delta_c H_m^o$  of these compounds increased with increasing chain length and the standard molar formation enthalpies  $\Delta_f H_m^o$  of these compounds decreased with increasing chain length and showed a linear dependence on the number of carbon atoms.

## Competing interests

The authors declare they have no competing interests in relation to this article.

## Authors' contributions

KZW participated in the design of the experiment; All authors equally participated in the preparation of the manuscript, read and approved the final manuscript.

## Acknowledgements

This project was financially supported by National Natural Science Foundation of China (No.21073052, 21246006), Natural Science Foundation of Hebei Province (No. B2012205034), and Science Foundation of Hebei Normal University (L2011K04).

## Author details

<sup>1</sup>Department of Chemistry and Material Science, Hebei Normal University, Shijiazhuang 050024, China. <sup>2</sup>Department of Basic Course, the Chinese People's Armed Police Force Academy, Langfang 065000, China.

Received: 28 December 2012 Accepted: 28 February 2013

Published: 9 March 2013

## References

- Abid H, Samet A, Dammak T (2011) Electronic structure calculations and optical properties of a new organic-inorganic luminescent perovskite:  $(C_9H_9NH_3)_2Pb_2Br_2$ . *J Lumin* 131:1753-1757
- Blachnik R, Siethoff C (1996) Thermoanalytical and X-ray study of some alkylammonium tetrachlorozincates. *Thermochim Acta* 278:39-47
- Donghua H, Youying D, Zhcheng T (2011) Crystal structures and thermochemistry on phase change materials  $(n-C_nH_{2n+1}NH_3)_2CuCl_4(s)$  ( $n = 14$  and  $15$ ). *Sol Energy Mater Sol Cells* 95:2897-2906
- Neve F, Francescangeli O, Crispini A (2002) Crystal architecture and mesophase structure of long-chain  $N$ -alkylpyridinium tetrachlorometallates. *Inorg Chim Acta* 338:51-58
- Gosniowska M, Ciunik Z, Bator G, Jakubas R, Baran J (2000) Structure and phase transitions in tetramethylammonium tetrabromiodate(III) and tetraethylammonium tetrabromiodate(III) crystals. *J Mol Struct* 555:243-255
- Flores H, Adriana Camarillo E, Mentado J (2009) Enthalpies of combustion and formation of 2-acetylpyrrole, 2-acetylfuran and 2-acetylthiophene. *Thermochim Acta* 493:76-79
- Kezhong W, Jianjun Z (2010) Subsolidus binary phase diagram of  $(n-C_nH_{2n+1}NH_3)_2ZnCl_4$  ( $n = 14, 16, 18$ ). *J Therm Anal Calorim* 101:913-917
- Matos MAR, Monte MJS, Hillesheim DM (2002) Standard molar enthalpies of combustion of the three *trans*-methoxycinnamic acids. *J Chem Thermodyn* 34:499-509

- Manuel AV, da Silva R, Ana IMC, Lobo F (2010) Enthalpies of combustion, vapour pressures, and enthalpies of sublimation of the 1,5- and 1,8-diaminonaphthalenes. *J Chem Thermodyn* 42:371–379
- Shymkiv RM, Sveleba SA, Karpa IV, Katerynychuk IN, Kunyo IM, Phitsych EI (2011) Electronic spectra and phase transitions in thin  $[\text{N}(\text{CH}_3)_4]_2\text{CuCl}_4$  microcrystals. *J Appl Spectroscopy* 78:823–828
- Kitazawa N, Aono M, Watanabe Y (2011) Synthesis and luminescence properties of lead-halide based organic–inorganic layered perovskite compounds  $(\text{C}_n\text{H}_{2n+1}\text{NH}_3)_2\text{PbI}_4$  ( $n = 4, 5, 7, 8$  and  $9$ ). *J Phys Chem Solids* 72:1467–1471
- Weizhen C, Kezhong W, Xiaodi L, Liuqin W, Biyan R (2011) Subsolidus binary phase diagram of the perovskite type layer materials  $(n\text{-C}_n\text{H}_{2n+1}\text{NH}_3)_2\text{ZnCl}_4$  ( $n = 10, 12, 14$ ). *Thermochim Acta* 521:80–83

doi:10.1186/2193-1801-2-98

**Cite this article as:** Ren *et al.*: Standard molar enthalpy of combustion and formation of quaternary ammonium tetrachlorozincate  $[\text{n-C}_n\text{H}_{2n+1}\text{N}(\text{CH}_3)_3]_2\text{ZnCl}_4$ . *SpringerPlus* 2013 **2**:98.

**Submit your manuscript to a SpringerOpen<sup>®</sup> journal and benefit from:**

- Convenient online submission
- Rigorous peer review
- Immediate publication on acceptance
- Open access: articles freely available online
- High visibility within the field
- Retaining the copyright to your article

---

Submit your next manuscript at ► [springeropen.com](http://springeropen.com)

---