

Cite this: *Chem. Sci.*, 2020, 11, 8214

All publication charges for this article have been paid for by the Royal Society of Chemistry

Received 2nd June 2020

Accepted 18th July 2020

DOI: 10.1039/d0sc03075a

rsc.li/chemical-science

# Multi-objective *de novo* molecular design of organic structure-directing agents for zeolites using nature-inspired ant colony optimization†

Koki Muraoka, ‡ Watcharop Chaikittisilp §\* and Tatsuya Okubo ‡\*

Organic structure-directing agents (OSDAs) are often employed for synthesis of zeolites with desired frameworks. *A priori* prediction of such OSDAs has mainly relied on the interaction energies between OSDAs and zeolite frameworks, without cost considerations. For practical purposes, the cost of OSDAs becomes a critical issue. Therefore, the development of a computational *de novo* prediction methodology that can speed up the trial-and-error cycle in the search for less expensive OSDAs is desired. This study utilized a nature-inspired ant colony optimization method to predict physicochemically and/or economically preferable OSDAs, while also taking molecular similarity and heuristics of zeolite synthesis into consideration. The prediction results included experimentally known OSDAs, candidates having structures closely related to known OSDAs, and novel ones, suggesting the applicability of this approach.

## Introduction

The deployment of materials in commercial products needs to satisfy multiple requirements including properties, durability, economic efficiency, and environmental regulations. A class of microporous silicate-based materials known as zeolites has overcome the valley of death to be adapted in several applications such as catalysis and separation.<sup>1</sup> Zeolites can be synthesized under hydrothermal conditions, where inorganic and/or organic cations, together with water molecules, fit within the interior spaces of the anionic silicate-based frameworks to direct the crystallization of specific crystalline phases.<sup>2</sup> Diversification and tuning of organic structure-directing agents (OSDAs), which are typically organic cations, have been a major driving force in expanding the number of available zeolite structures to over 240.<sup>3,4</sup> The use of OSDAs can, however, increase the production cost of zeolites and entails additional processes for removal of OSDAs (mostly combustion) and wastewater treatment.

In fact, industrially important zeolites such as FAU, FER, MOR, LTA and LTL zeolites can be produced without using OSDAs.<sup>5</sup> On the other hand, structures including \*BEA, CHA, AEI, and CON zeolites, which typically need OSDAs for their syntheses, have also gathered interest due to their remarkable catalytic properties.<sup>6–8</sup> In order to advance the implementation of such cost-intensive materials, modification of typical synthetic routes is necessary. A previous research study proposed three strategies for the cost reduction of synthesis of zeolites with OSDAs, namely, OSDA-free synthesis, recycling of OSDAs, and replacement of OSDAs.<sup>9</sup>

Conventional OSDA-free synthesis has been explored for decades under a wide range of synthesis conditions to produce about 30 aluminosilicate zeolites.<sup>5</sup> The recent expansion of OSDA-free synthetic routes has mainly been driven by the use of seed crystals, which are synthesized from conventional routes using OSDAs.<sup>10</sup> The secondary use of the synthesized product as seeds can substantially reduce the amount of OSDAs required for synthesis,<sup>11</sup> although the number of applicable systems seems to be limited. In the second strategy, OSDAs in zeolites are recycled by breaking and reuniting cyclic ketal groups in OSDA molecules.<sup>12</sup> However, the implementation of recyclable functional groups significantly limits the freedom of OSDA design, limiting the applicability of the approach.

Replacement of complex and expensive OSDAs with simpler ones has been successful in several cases.<sup>9,13–17</sup> Furthermore, instead of relying on time-consuming trial-and-error experiments to find reasonable alternative OSDAs, molecular modeling can tackle the problem. An OSDA's ability to direct the crystallization of zeolites is well understood to be mainly derived from van der Waals interactions and charge

Department of Chemical System Engineering, The University of Tokyo, 7-3-1 Hongo, Bunkyo-ku, Tokyo 113-8656, Japan. E-mail: okubo@chemsys.t.u-tokyo.ac.jp

† Electronic supplementary information (ESI) available: Typical trajectory of a normalized amount of pheromone, molecular structures and stabilization energies of experimentally proven OSDAs for three zeolites, and structures of zeolites after molecular dynamics simulation. See DOI: 10.1039/d0sc03075a

‡ Present address: Energy Technologies Area, Lawrence Berkeley National Laboratory, 1 Cyclotron Road, Berkeley, CA 94720, USA.

§ Present address: Research and Services Division of Materials Data and Integrated System (MaDIS), National Institute for Materials Science (NIMS), 1-1 Namiki, Tsukuba, Ibaraki 305-0044, Japan. E-mail: CHAIKITTISILP.Watcharop@nims.go.jp



compensation between OSDAs and inorganic zeolite frameworks. Even though crystallization of zeolites is strongly governed by kinetics,<sup>18</sup> computational modeling of the host–guest interactions can accurately describe the outcomes from hydrothermal synthesis,<sup>19–24</sup> selectivity against competing phases,<sup>25,26</sup> configurations of OSDAs,<sup>27–29</sup> and location of Al in zeolites with OSDAs.<sup>30</sup>

Employment of the host–guest interactions as the objective function has been realized in *de novo* molecular design methodologies for zeolite–OSDA systems. The first example of the methodology demonstrated that stochastic algorithms can grow organic molecules inside the zeolite frameworks.<sup>19</sup> However, the growth algorithm also yields organic molecules that are difficult or impossible to synthesize. This issue was solved in recent studies by Deem and his co-workers,<sup>31</sup> where an evolutionary algorithm treats an array of readily available reagents and known chemical reactions as a genetic sequence for producing candidate OSDAs. The method can predict OSDAs along with synthetic pathways and stabilization energies, which are useful to verify in zeolite synthesis.<sup>16,22,26,32,33</sup> However, this evolutionary algorithm may sometimes predict trivial, unrealistic, and/or economically less advantageous candidates.<sup>31,33</sup>

Design of OSDAs is a multi-objective problem. Several issues, including stabilization energy, cost of reagents, synthetic pathways, and environmental compatibility, must be considered simultaneously, making it a complicated Pareto optimization problem. The difficulty is apparent in the network of organic chemistry where molecules are regarded as nodes and chemical reactions are regarded as edges.<sup>34,35</sup> The exploration of the large chemical network to find the optimal compound is computationally demanding and requires meta-heuristic approaches that are particularly suited for network-based problems.

The present study solves the multi-objective problem of OSDA design using a nature-inspired ant colony optimization (ACO) algorithm.<sup>36</sup> The methodology can optimize stabilization energy of zeolite–OSDA systems by considering the cost of reagents and molecular similarity, thus screening the large database of available reagents. The stabilization energy and/or cost of the predicted results surpass those of current state-of-the-art OSDAs, proving the efficiency of the method used.

## Results and discussion

Although synthesis of OSDAs occasionally requires multiple synthetic steps using various organic reactions, most of the practically achievable OSDAs are produced by alkylation of amines with organic halides. If we focus on particular organic reactions, *de novo* design algorithms including ACO can be efficiently used. Therefore, the scope of OSDAs considered here is limited to the products of alkylation of commercially available amines and halides.

The library of available organic compounds was retrieved from commercial suppliers.<sup>37–40</sup> This dataset containing 97 132 compounds was reduced by eliminating molecules with elements other than carbon, hydrogen, nitrogen, chlorine, bromine, and iodine. Molecules unable to participate in the

alkylation reaction were taken out of consideration. After removing duplicated entries, 1241 halides and 5144 amines are present in our database. The combination of 6 383 704 is too large for one-by-one molecular dynamics (MD) simulations.

To tackle the massive number of combinations, we use ACO, which is a general meta-heuristic optimization algorithm inspired by nature. When a biological ant tries to take food to its nest, it tracks the pheromones deposited on the route that were secreted by other ants. At first, ants move randomly because they do not know the overall network information composed of the places (nodes) and the routes (edges). By just following the high-pheromone path, they will eventually find the best route because efficient routes tend to be frequently visited in the past. To computationally mimic such behavior, ACO uses “artificial ant agents” that track “pheromones” on a network.<sup>36</sup> In ACO, pheromones are numerical information that is assigned to edges in the network. An ant agent stochastically selects the next edge with the probability proportional to the number of pheromones. The amount of pheromone is updated for each run from scores of the objective function to be optimized.

The ability of ACO to find the best route from a network is suited for solving network-based problems such as the traveling salesman problem.<sup>41</sup> ACO has also been applied to chemical networks, for instance, to reductive amination for construction of predictive models of structure–activity relationships.<sup>42,43</sup> The efficiency of ACO in chemical networks was demonstrated in the implementation of the *de novo* design in automated synthesis and assay systems.

Fig. 1 schematically represents a single step of our ACO. Firstly, we create 10 ant agents that form called a colony. Each ant agent selects an amine with the probability proportional to the corresponding pheromone amount. Then, it selects a halide in the same way. A virtual alkylation reaction is performed from the selected amine and halide. If reactive orbitals remain in the resulting molecule, a further alkylation reaction is applied using the selected amine or halide (*i.e.*, partial alkylation was not allowed here). The resulting quaternary ammonium cation is subsequently evaluated using multiple filters. If the candidate molecule satisfies the criteria, MD simulation is conducted to evaluate the stabilization energy, which becomes the score of the ant agent. After running 10 ants, the pair of nodes visited by the best ant receives pheromones. As is well known, structurally similar OSDAs sometimes crystallize the same zeolites.<sup>44</sup> This algorithm gives an additional amount of pheromone to the reagents that are structurally similar to the globally best reagent. This single step is repeated multiple times.

The first filter eliminates cyclic ammoniums with significant distortions. Unlike actual organic synthesis, the virtual reaction can produce highly distorted rings such as three or four-membered rings and five membered-rings containing triple bonds. To reject candidates with these significant distortions, we counted the numbers and types of bonds in an ammonium ring (see the Computational methods section for details). The second filter is the degree of hydrophobicity of cations. It is generally accepted that OSDAs need to have a moderate hydrophobicity to be dissolved in aqueous solutions and to interact with hydrophobic zeolite frameworks.<sup>45</sup> The

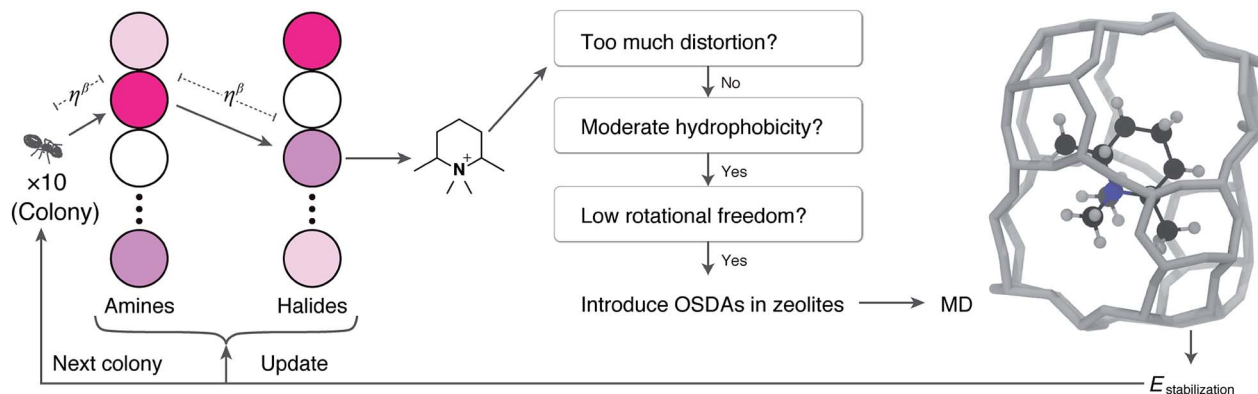


Fig. 1 Schematic illustration of the computational workflow. A colony contains 10 artificial ants where each ant stochastically selects an amine and a halide with the probability proportional to the number of pheromones. The distances between nodes are defined by the cost parameter  $\eta$  and the adjustable parameter  $\beta$ . The virtual alkylation reaction produces a quaternary ammonium cation, which is subsequently screened with computationally efficient criteria. The candidate cation that satisfies the criteria is subjected to the MD run to calculate the stabilization energy, which is used to update the number of pheromones for subsequent ants.

hydrophobicity of OSDAs can be determined by a partitioning experiment that evaluates the degree of phase transfer of OSDA salts from water to the organic solvent, mostly chloroform or octanol. The chloroform–water partition coefficients have been correlated with  $C/N^+$  atomic ratios of efficient OSDAs.<sup>46</sup> Using this knowledge, we reject candidates with too low ( $\leq 5$ ) and too high ( $\geq 18$ )  $C/N^+$ .

The rotational freedom of OSDAs is another effective metric to screen candidate molecules. Molecules with many rotatable bonds should be avoided because their conformations can be changed at high temperature in hydrothermal synthesis, which can reduce the selectivity of zeolite crystallization.<sup>46</sup> The number of rotatable bonds is restricted to less than 3 in accordance with a previous report.<sup>46</sup>

If the candidate satisfies the above criteria, we apply a newly developed algorithm to estimate locations of OSDAs in a given zeolite. First, we perform Voronoi tessellation of the zeolite to approximate its inner porous structure as a set of spheres with different volumes using Zeo++ software.<sup>47</sup> Among the coordinates of these spheres, the location with small steric hindrance for the molecule is identified by counting the number of atoms too close to each other. After finding the best location, the molecule is randomly rotated in 100 different angles to minimize the steric hindrance. This procedure is repeated by adding another molecule in the unit cell until no more molecules can be added without significant steric hindrance. Thus, candidates that are too large to fit in the given zeolite are rejected at this step.

The obtained zeolite–OSDA complex is used as the input of MD simulations. To compare with the previous studies,<sup>16,33</sup> we use the same setting for MD simulations; see Computational methods for details. Most of the computational time is consumed in the MD runs. Since independent processes run each ant, distributed processing will significantly increase the performance, although multi-core desktop machines are enough for this purpose.

The efficiency of the ACO algorithm was tested with the design of OSDAs for several industrially important zeolites. Small-pore zeolites in which the porous cavities are limited by

the apertures composed of eight oxygens and eight tetrahedral atoms are suitable for chemical processes related to relatively small species, including methanol-to-olefin catalytic conversion<sup>48</sup> and selective catalytic reduction of  $NO_x$ .<sup>7</sup> Among numerous small-pore zeolites, the **CHA** zeolite is at a high technology readiness level by virtue of its superior hydrothermal stability and preferable cage size.<sup>49</sup> One of the major hurdles to deployment is the cost of OSDAs.<sup>50–52</sup> To quantitatively confirm this, we calculated the cost parameter  $\eta$  that correlates with the US dollar per mole for chemicals, with consideration of scale merit.<sup>34</sup> As summarized in Table 1, the cost parameter of typical reagents used for OSDA-free synthesis of zeolites ranges from 0.0087–5.5, which is far smaller than the value of 190 for *N,N,N*-trimethyl-1-adamantammonium (**1**), the typical OSDA for the synthesis of the high-silica aluminosilicate **CHA**.<sup>53</sup> Even though the amount of OSDAs required for the crystallization of **CHA** can be about one order of magnitude smaller than the amount of

Table 1 Cost parameters  $\eta$  of some of the typical reagents used for zeolite synthesis

Source	Reagent	$\eta$
Si	Colloidal silica (LUDOX AS-40)	0.036
	Fumed silica	0.055
	Tetraethyl orthosilicate	0.11
Al	Aluminum foil	1.6
	Aluminum hydroxide	0.052
	Sodium aluminate	0.031
Alkali cation	Sodium hydroxide	0.0087
	Potassium hydroxide	0.048
	Rubidium hydroxide	5.5
OSDA	Tetramethylammonium	1.3 <sup>a</sup> (2.0 <sup>b</sup> )
	Tetraethylammonium	14 <sup>a</sup> (0.50 <sup>c</sup> )
	Tetrapropylammonium	32 <sup>a</sup> (4.8 <sup>d</sup> )
	<b>1</b>	190 <sup>a</sup>

<sup>a</sup> Calculated from the cost of amines and halides. <sup>b</sup> Calculated from tetramethylammonium hydroxide pentahydrate. <sup>c</sup> Calculated from tetraethylammonium hydroxide solution (35 wt% in  $H_2O$ ). <sup>d</sup> Calculated from tetrapropylammonium hydroxide solution (20 wt% in  $H_2O$ ).

Si,<sup>14,54</sup> it inevitably increases the overall cost of production. Table S1† presents the experimentally proven OSDAs and the corresponding stabilization energies that range from  $-9.4$  to  $-16.8$  kJ mol<sup>-1</sup>. Among them, **1** is the best, confirming the strong experimentally observed structure-directing ability to crystallize **CHA**.<sup>55,56</sup> Note that the stabilization energy of **1** for **CHA** ( $-16.8$  kJ mol<sup>-1</sup>) calculated here is very close to the reported value in a previous study ( $-16.7$  kJ mol<sup>-1</sup>).<sup>16</sup>

Considering the high cost parameter  $\eta$  of **1**, we explored the chemical network using ACO to find alternative OSDAs that can direct **CHA** crystallization. While some of the meta-heuristic algorithms are virtually black box, the adaptive process of ACO is easily interpretable by tracking the amount of pheromone deposited on reagents. Fig. 2 shows the trajectory of the normalized pheromone amount in the typical first 100 steps for **CHA**. As can be seen, all reagents started from an equivalent amount of pheromone, which exponentially decayed as ACO

optimization progressed. After 10 steps, one ant agent selected **A1** to produce a candidate OSDA that outperformed the others. At this point, the candidate OSDA synthesized by **A1** was a global optimum that could receive an extra amount of pheromone, fostering the exploration of the other candidates that use **A1** as a building block.

One of the common straightforward approaches for molecular design is the use of structurally similar molecules. To mimic this design strategy, we implemented a function to consider molecular similarity.<sup>57</sup> Amines that are structurally similar to **A1**, such as **A2**, **A3** and **A4**, received different amounts of extra pheromones after **A1** became the global best. With the increased probability as the step proceeded, candidate OSDAs derived from **A2**, **A3** and **A4** were selected by ant agents and won within colonies as shown in the sharp uptakes of the normalized amounts of pheromones (*i.e.*, probabilities) until step 80. At step 80, **A5**, the amine that had increased its amount of pheromone at step 58, became the global best by reacting with **H1**, resulting in the decrease of **A1**–**A4** and the increase of **A5** and its structurally related amines until step 90, where the combination of **A6** and **H1** outperformed the previous global best. In the corresponding trajectory for halides, **H1** remained the global best, although other halides (**H2**, **H3**, and **H4**) were frequently selected and won local ant colonies. Due to the max-min functionality, repeated winnings of the global best did not show uptakes, although the additional pheromone derived from molecular similarity increased the probability of being selected. Thus, ACO can sample candidate OSDAs both similar to and different from known ones.<sup>43</sup>

Fig. 3 summarizes some of the computationally predicted OSDAs for **CHA**. The automated filling algorithm introduced three molecules per unit cell in most cases, which is consistent with experimental observations<sup>56</sup> and the number of cages in **CHA**.<sup>3</sup> Obviously, the ACO algorithm can propose candidate OSDAs comparable with the experimentally proven OSDAs, summarized in Table S1†, in terms of stabilization energies.

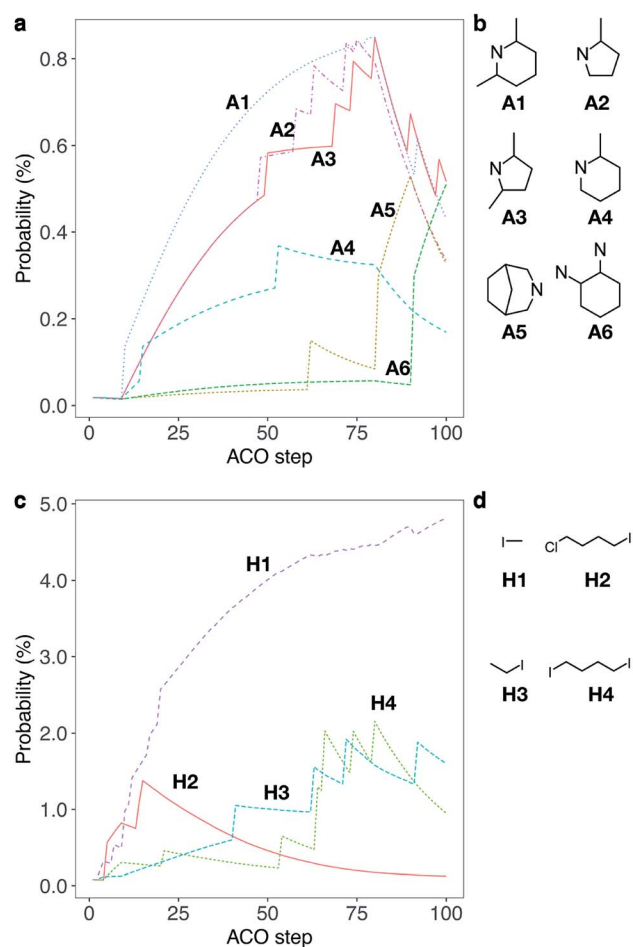


Fig. 2 Typical trajectory of a normalized amount of pheromone (*i.e.*, probability) deposited on reagents for a single run for **CHA** without considering the cost of chemicals (a cost adjustable parameter,  $\beta = 0$ ) during the first 100 steps. (a) Trajectory of probability that an amine is selected. Some selected examples of amines, **A1**–**A6**, are shown for clarity; see Fig. S1a† for all chemicals. (b) Molecular structures of **A1**–**A6**. (c) Trajectory of probability that a halide is selected. Some selected examples of halides, **H1**–**H4**, are shown for clarity; see Fig. S1b† for all chemicals. (d) Molecular structures of **H1**–**H4**.

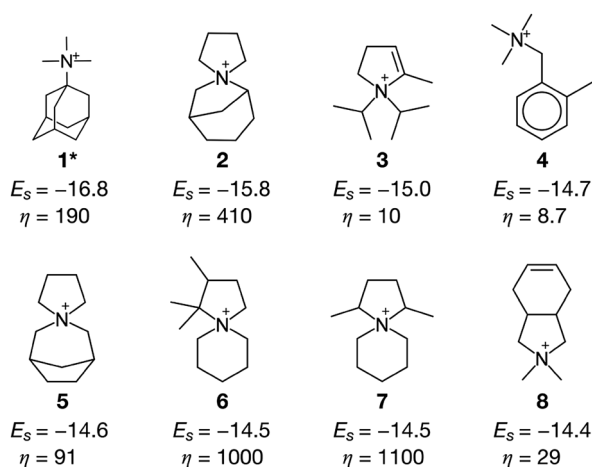


Fig. 3 OSDAs for **CHA** computationally predicted without considering the cost of chemicals (a cost adjustable parameter,  $\beta = 0$ ) and their corresponding stabilization energies  $E_s$  and cost parameters  $\eta$ . An asterisk denotes the experimentally proven OSDAs for **CHA**.



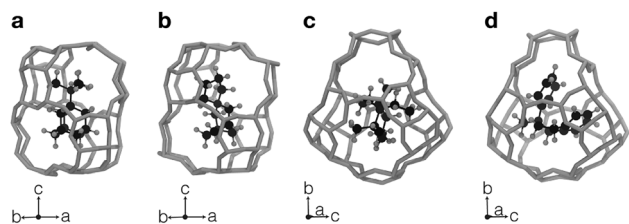


Fig. 4 Zeolite–OSDA complexes with the most stabilized configurations using experimentally proven OSDAs (a and c) and ACO-predicted OSDAs (b and d). (a) CHA and **1**. (b) CHA and **2**. (c) AEI and **50**. (d) AEI and **9**. Carbon, hydrogen, and nitrogen atoms are visualized as black, grey, and blue spheres, respectively. Silica zeolite frameworks are visualized as grey sticks.

The fact that ACO identified experimentally proven OSDAs for CHA such as **1** suggests the excellent prediction ability of the computational protocol. The most stabilized structure of the zeolite–OSDA complex shown in Fig. 4a corroborates the strong stabilization of the system where symmetric **1** structurally fits with the cylindrical cage of CHA. OSDA **4** is structurally related to benzyltrimethylammonium, which can be used to reduce the amount of **1** required for the synthesis of CHA.<sup>9</sup> OSDAs **2** and **5** are slightly smaller than an experimentally proven OSDA, **34** (see Table S1†). The most stabilized complex of CHA and **2** shown in Fig. 4b indicates that the candidate OSDA is tightly confined in the cage of CHA. The only difference between predicted **8** and known **37** (see Table S1†) is the two bridging carbons, which makes **37** slightly larger. As was implemented, all predicted candidates had moderate hydrophobicity and rigid frameworks in terms of C/N<sup>+</sup> and the number of rotatable bonds, respectively, which are essential for successful crystallization of zeolites as explained earlier.<sup>46</sup> The stabilization energy of **3** was comparable with those of experimentally known OSDAs and its cost parameter was significantly more advantageous than that of **1**, the typically used OSDA for CHA, suggesting the possibility of improving economic efficiency.

The current methodology is applicable to any zeolites as long as the structure has an inner space to host OSDAs. To demonstrate this, we applied the *de novo* OSDA design framework to another small-pore zeolite, AEI, which is structurally related to CHA.<sup>3</sup> Compared to the cylindrical nature of the cage of CHA, the cage of AEI has an unsymmetrical avocado-like structure as shown in Fig. 4c and d, which is one of the reasons why different OSDAs are required for the crystallization of CHA and AEI. As summarized in Table S2†, several OSDAs have been used to direct the crystallization of AEI by filling the distinct cage shown in Fig. 4c and d. According to a previous study, the stabilization energies of experimentally proven OSDAs for AEI range from  $-13.2$  to  $-16.9$  kJ mol<sup>-1</sup>.<sup>33</sup> The ACO algorithm found comparable candidate OSDAs as summarized in Fig. 5. Among them, the stabilization energy of **9** was more negative than  $-16.9$  kJ mol<sup>-1</sup>.<sup>33</sup> The unsymmetrical molecular structure of **9** seems to be appropriate for the avocado-like cage of AEI as shown in Fig. 4d. ACO also found experimentally proven OSDAs for AEI such as **16**, supporting the broad applicability of the present computational protocol. An illustrative outcome of the

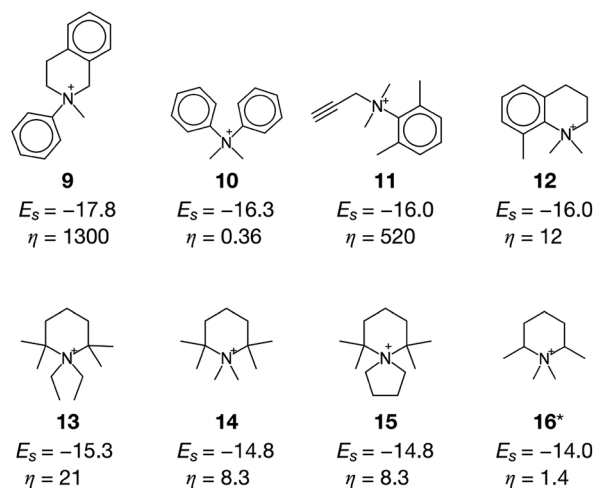


Fig. 5 OSDAs for AEI computationally predicted without considering the cost of chemicals (a cost adjustable parameter,  $\beta = 0$ ) and their corresponding stabilization energies  $E_s$  and cost parameters  $\eta$ . An asterisk denotes the experimentally proven OSDAs for AEI.

functionality to consider molecular similarity was **13**, **14**, and **15** in which they are similar to experimentally known OSDAs such as **16**, **50**, and **51** (see Table S2†). Note that the stabilization energy of **14** for AEI calculated by another group ( $-15.2$  kJ mol<sup>-1</sup>)<sup>33</sup> was slightly different from the value in Fig. 5, likely because of the different configurations of the zeolite–OSDA complex.

A notable issue of candidate OSDAs predicted in Fig. 3 and 5 is the high cost parameter  $\eta$ , which can be problematic once the zeolites are subjected to large-scale experiments or industrial applications. In the case of CHA, even though some of the candidates including **3** and **4** are economically more efficient than **1**, other candidates such as **2**, **6**, and **7** show prohibitively high cost parameters (see Fig. 3). This can cause convergence to physicochemically appropriate but economically unrealistic candidates. In order to consider the cost of chemicals, we return to the fundamental equation to run ACO. Previous studies employing ACO for adaptive molecular design used an identical “distance” between all reagents.<sup>42,43</sup> As depicted in Fig. 1, our current study uses the cost parameter  $\eta$  as the “distance” to increase the probability that an ant agent selects lower cost reagents upon optimizing the stabilization energies. This distance can be adjusted using another parameter,  $\beta$ . When  $\beta$  is set to 0, ACO runs without cost consideration (*i.e.*, uniform distance), as shown above in Fig. 3 and 5. Conversely, the cost parameter fully represents the “distance” when  $\beta = 1$  (see details in Computational methods).

Fig. 6 shows the mapping of candidate OSDAs predicted by a typical run of ACO for AEI with different  $\beta$  values to control the degree of consideration of the cost parameter. With  $\beta = 0$ , ant agents sampled both economically reasonable and expensive chemicals to find appropriate candidates based solely on the host–guest interactions. As a result, the prediction produced candidates that can be prohibitively too expensive to be alternatives (*vide supra*). A slight consideration of the cost parameter with larger  $\beta$  values reduced the frequency of expensive

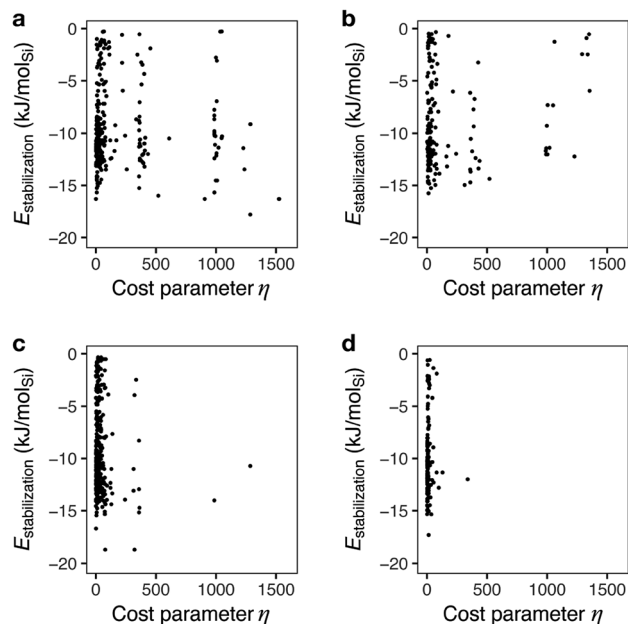


Fig. 6 Stabilization energies and cost parameters of predicted candidate OSDAs for AEI at different cost adjustable parameters,  $\beta$ . (a)  $\beta = 0$ , (b)  $\beta = 0.1$ , (c)  $\beta = 0.5$ , and (d)  $\beta = 1$ .

reagents, as shown in Fig. 6b. This results in less negative stabilization energies, likely due to fewer chances to sample expensive but physicochemically preferable chemicals. A further increase of  $\beta$  highly limited the chance to sample cost intensive reagents as evident from the scarcity of samplings with  $\eta > 500$  (Fig. 6c and d).

A previous study pointed out that the restriction of applicable reactions sometimes yields superior molecules compared to predictions with more freedom.<sup>31</sup> This seemed to hold for the case with  $\beta = 0.5$ , where **17** exhibited a stabilization energy of  $-18.7 \text{ kJ mol}^{-1}$  (Fig. 7), outperforming all candidate OSDAs predicted with lower  $\beta$  (Fig. 5) and all experimentally proven OSDAs for AEI (Table S2<sup>†</sup>). A further increase of  $\beta$  to 1 limited the possibility of selecting cost intensive reagents more tightly, which resulted in less negative stabilization energy, except for **18** shown in Fig. 7 which outperforms all experimentally proven OSDAs for AEI (Table S2<sup>†</sup>) in terms of the host-guest interactions. The cost parameter  $\eta$  of the predicted OSDAs with  $\beta = 1$  was notably smaller than the candidates identified without considering the economic efficiency, while the stabilization energies were comparable to experimentally proven OSDAs and predicted OSDAs without cost consideration. Notably, **19** predicted with  $\beta = 1$  is one of the experimentally proven OSDAs for AEI that is physicochemically and economically preferable (Fig. 7). Accordingly, our proposed algorithm traced experimental efforts to explore physicochemically and economically reasonable OSDAs for the synthesis of zeolites by tuning the cost parameter  $\beta$ .

At cost parameter  $\beta = 0.5$ , ACO generated some experimentally proven OSDAs for CHA, including **20** (ref. 14) and **21** (ref. 9) (Fig. 7). However, **20** and **21** require another OSDA such as **1** for successful crystallization of CHA, presumably owing to their

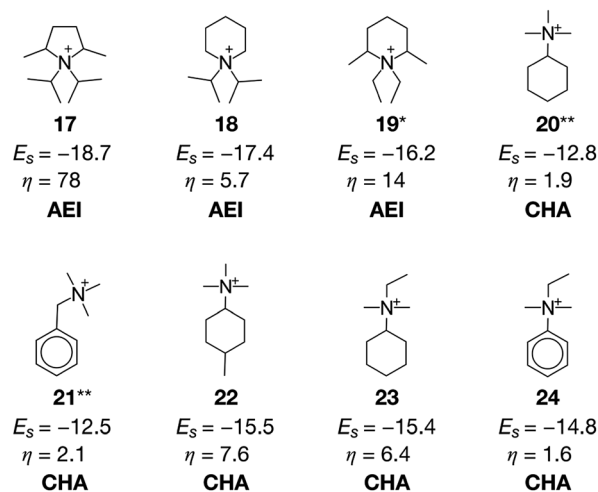


Fig. 7 Computationally predicted OSDAs and their corresponding stabilization energies  $E_s$  and cost parameters  $\eta$ . **17** was predicted for AEI with  $\beta = 0.5$ . **18** and **19** were predicted for AEI with  $\beta = 1$ . **20–24** were predicted for CHA with  $\beta = 0.5$ . An asterisk denotes the experimentally proven OSDAs for AEI. A double asterisk denotes the experimentally proven OSDAs for synthesis of CHA in the presence of other OSDAs.

weaker structure-directing abilities<sup>9,14</sup> as indicated by their less negative stabilization energies. Despite this, **20** and **21** are significantly more advantageous than **1** in terms of economic efficiency as is evident from their lower  $\eta$  values. The function to consider molecular similarity was effective again for the current case, where the algorithm predicted structurally similar but more physicochemically preferable candidate OSDAs including **22**, **23**, and **24** in the same run.

Another zeolite that suffers from the high cost of OSDAs is CON,<sup>17</sup> which is a three-dimensional medium- and large-pore zeolite with excellent catalytic performance in methanol-to-olefin reactions.<sup>8</sup> The OSDA that can crystallize pure CON zeolite, **25** (ref. 58), has a cost parameter of 310 (Fig. 8), which is

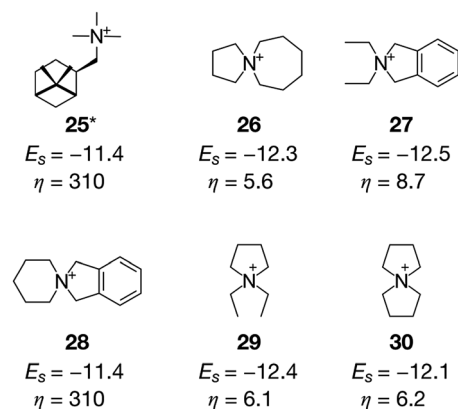


Fig. 8 Computationally predicted OSDAs for CON and their corresponding stabilization energies  $E_s$  and cost parameters  $\eta$ . **25** was predicted with  $\beta = 0$ , while **26–30** were predicted with  $\beta = 0.5$ . An asterisk denotes the experimentally proven OSDA for the synthesis of CON.

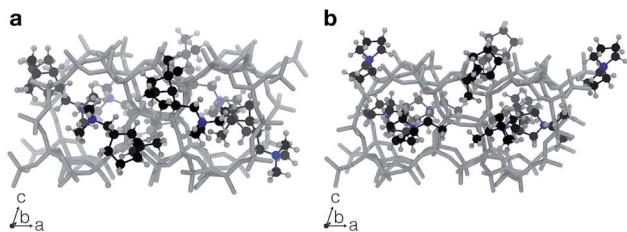


Fig. 9 Zeolite–OSDA complexes with the most stabilized configurations using an experimentally proven OSDA, **25** (a), and a predicted OSDA, **29** (b), for CON. Carbon, hydrogen, and nitrogen atoms are visualized as black, grey, and blue spheres, respectively. Silica zeolite frameworks are visualized as grey sticks.

extremely expensive. Unlike the systems where isolated OSDAs are geometrically fitted within the cages as shown in Fig. 4, more than one OSDA seems to fill the intersection of the multidimensional channels in CON.<sup>17,59</sup> We ran systematic MD simulations for **25**, finding that four molecules can be accommodated in the unit cell of CON (see Table S3<sup>†</sup>), which is consistent with a previous study.<sup>59</sup> Fig. 9a shows that a pair of **25** interacted with each other through van der Waals interactions. The ACO run for CON with  $\beta = 0$  successfully predicted **25** (Fig. 8).

With a larger  $\beta$  of 0.5, more reasonable candidates were sampled. In the cases of **26**, **27**, and **28**, four molecules were filled in the unit cell of CON to stabilize the zeolite–OSDA complexes. It is known that  $\pi$ – $\pi$  interactions between OSDAs can create supramolecular self-assemblies to fill large cavities in porous materials.<sup>60</sup> The  $\pi$  systems in **27** and **28** have a potentially positive impact on creating molecular aggregates in inorganic cavities to direct the crystallization of CON. Smaller molecules such as **29** and **30** also showed superior stabilization energies compared to the experimentally proven **25**. Six molecules filled the unit cell of CON in the cases of **29** and **30** (Fig. 9b). Very recently, our group reported the successful crystallization of CON in the presence of tetraethylammonium and seed crystals.<sup>17</sup> The only difference between the predicted OSDAs (**29** and **30**) and tetraethylammonium is the C–C bonds that connect ethyl groups at the terminals. Since the current methodology rejects molecules like tetraethylammonium owing to the high rotational freedom, very similar but more rigid molecules such as **29** and **30** were predicted as the alternative candidate OSDAs for CON, which are promising from both physicochemical and economic viewpoints.

Although the current study assumed that sufficiently negative stabilization energy in MD simulations is the indicator of promising structure directing properties, competition with other zeolite phases can be remarkably critical.<sup>16,25,26,31</sup> In such situations, the mixing of different OSDAs (*i.e.*, the use of more than one OSDA)<sup>9</sup> and the use of seed crystals<sup>17</sup> can lead to successful crystallization, which may economically outperform the existing preparation protocols. Further, the MD simulation, the most computationally expensive step in our ACO, can be replaced or performed together with simplified geometry optimization,<sup>61</sup> topological analysis of OSDAs,<sup>62</sup> and recently

developed machine-learning models,<sup>63</sup> which is promising to accelerate OSDA design.

An alternative metric to evaluate the cost of organic synthesis is the number of steps to achieve the desired molecule.<sup>16</sup> Although the current methodology focused only on the alkylation reaction, other reactions with multiple steps can feasibly be considered by using a larger network of organic chemistry and potential “distance” information stored on each node (chemical) and each edge (reaction), including cost, safety and yield,<sup>35</sup> which offers the chance to optimize the production of zeolites from multiple aspects.

It is of note that the applicability of this methodology is not limited to existing zeolites but covers computationally generated, so-called hypothetical, zeolites.<sup>64,65</sup> Application of our OSDA design methodology to theoretically feasible hypothetical zeolites would predict candidate OSDAs that can direct the crystallization of new zeolites, although this is beyond the scope of the current study.

## Conclusions

Organic structure-directing agents (OSDAs) have massively contributed to the development of zeolite science as they seem to accelerate the discovery of new zeolite materials and to optimize existing zeolites for certain applications. However, these organic molecules can become an economic burden once zeolites are subjected to large-scale experiments and/or industrial applications as quantified by the cost parameters. Although computational methods can relieve the cost of screening a large number of possible molecules, it can suggest unfeasible, prohibitively expensive, unrealistic, and/or trivial candidates. To design OSDAs, this study employed a nature-inspired ant colony optimization (ACO) *de novo* design algorithm with implementation of chemical heuristics and molecular similarity to construct the design framework for optimization of physicochemical objective functions with consideration of economic efficiency. The predicted candidates contain experimentally proven OSDAs, molecules similar to experimentally proven ones, and novel molecules owing to the unique advantage of ACO molecular design of simultaneously sampling structural analogues of known molecules and completely new ones.<sup>43</sup> Several recent studies have revealed that OSDAs can control morphology,<sup>27</sup> chirality,<sup>26</sup> and atomic configurations<sup>39,66</sup> of zeolites, which can be evaluated by computational methodologies. It is therefore anticipated that multi-objective design of OSDAs to simultaneously optimize these zeolite properties can be achieved by ACO in the near future.

## Computational methods

The prices and the purity of chemical compounds were retrieved from Aldrich Market Select and websites accessed from Japan.<sup>37–40</sup> The cost parameter,  $\eta$ , was estimated from an empirical model described in a previous study<sup>34</sup> and multiplied by the purity and molar weight of the corresponding chemicals. Virtual reactions were encoded using MarvinSketch<sup>67</sup> and

conducted until saturation. The resulting molecule was structurally optimized using a universal force field.<sup>68</sup> The volume,<sup>69</sup> the number of orbitals, and the number of rotatable bonds of a molecule were calculated using RDKit software.<sup>70</sup>

To avoid MD for unrealistically distorted candidates, molecules were rejected if one of the constituting rings having N<sup>+</sup> (hereafter, the N-ring) was too small (three-membered ring or four-membered ring). If a candidate molecule contained an N-ring with triple bonds, it was also rejected because such molecules may be difficult to form in organic synthesis or not suitable as OSDAs for hydrothermal synthesis of zeolites. In addition, if the N-ring contained one-and-a-half bonds (*i.e.*, bonds in conjugated systems) and/or double bonds, it was rejected if it satisfied the empirically derived equation:

$$3n_2 + 4.5n_3 \geq n_1$$

where  $n_1$  is the number of single bonds in the ring,  $n_2$  is the number of one-and-a-half bonds, and  $n_3$  is the number of double bonds.

Crystallographic information of idealized zeolites was retrieved from a database provided by the International Zeolite Association.<sup>3</sup> Following a previous study,<sup>31</sup> structural optimization and multi-step MD simulation were performed on GULP<sup>71</sup> under periodic boundary conditions. A charge-less dreiding force field<sup>72</sup> was applied to consider the rapid motion of organic molecules<sup>2</sup> and vibration of zeolite frameworks at 343 K on an NVT ensemble. If the connectivity of the model was changed during the MD run, the candidate OSDA was rejected. An empty zeolite and a free molecule were also subjected to the MD run with the same settings except that the molecule was simulated as a discrete model. The values of the last 5 ps of the final MD run with a production time of 30 ps were averaged to calculate representative energies.<sup>31</sup> Stabilization energy  $E_s$  was computed from the following equation:

$$E_s = E_{\text{complex}} - nE_{\text{OSDA}} - E_{\text{zeolite}}$$

where  $E_{\text{complex}}$  is the energy of the zeolite–OSDA complex,  $n$  is the number of OSDAs,  $E_{\text{OSDA}}$  is the energy of the free OSDA, and  $E_{\text{zeolite}}$  is the energy of the empty zeolite. The composition of zeolites was assumed to be purely siliceous throughout the computations. Energies were normalized by the amount of silicon in zeolites. Some of the values were used from a previous study.<sup>33</sup>

In ACO, an ant agent at node  $i$  selects the next node  $j$  with the following probability:

$$p_{ij} = \frac{\tau_{ij}/\eta_{ij}^\beta}{\sum_j \tau_{ij}/\eta_{ij}^\beta}$$

where  $\tau_{ij}$  is the amount of pheromone deposited on the edge between  $i$  and  $j$ ,  $\eta$  is the closeness between  $i$  and  $j$ , and  $\beta$  is an adjustable parameter. The scoring function  $\Delta\tau_{ij}$  derived from the  $i^{\text{th}}$  amine and the  $j^{\text{th}}$  halide to be maximized is defined as

$$\Delta\tau_{ij} = \frac{60}{30 - E_{\text{stabilization}}}$$

Reagents that participate in the locally best path receive additional pheromone according to the following equation:

$$\tau_{ij}(t+1) = \rho\tau_{ij}(t) + \Delta\tau_{ij}^{\text{best}}$$

where  $t$  is the ACO time step and  $\rho = 0.95$ . The size of the ant colony was set to 10. The Morgan fingerprint<sup>73</sup> was used with a radius of 4 to calculate a bit vector with 2048 bits. The amount of additional pheromone based on the structural similarity between the molecular structures was computed using the following equation:

$$\Delta\tau = \exp(-0.3s)$$

where  $s$  is the Tanimoto similarity index<sup>57</sup> between a reagent and the global best at that moment.

A max–min filter<sup>74</sup> was applied for all pheromones. The maximum amount of pheromone  $\tau_{\text{max}}$  and the minimum amount of pheromone  $\tau_{\text{min}}$  were calculated according to the following equations:

$$\tau_{\text{max}} = \frac{1}{1-\rho}\tau^{\text{global best}}$$

$$\tau_{\text{min}} = \tau_{\text{max}} \frac{1 - \sqrt[n]{\rho}}{(n-2)\sqrt[n]{n\rho}}$$

where  $\tau^{\text{global best}}$  is the amount of pheromone of the global best and  $n$  is the number of amines or the number of halides. The amount of pheromone was updated when at least one ant agent among a colony could calculate the stabilization energy from MD.

## Conflicts of interest

There are no conflicts to declare.

## Acknowledgements

This work was supported in part by the JSPS through a Grant-in-Aid for Young Scientists (B) (KAKENHI: 16K18284). K. M. received financial support from the JSPS (DC1) and the Program for Leading Graduate Schools, “Global Leader Program for Social Design and Management (GSDM)”, by the MEXT. Some of the calculations were conducted with the computational resources provided by the Supercomputer Center at the Institute for Solid State Physics (ISSP) of The University of Tokyo.

## References

- M. E. Davis, *Nature*, 2002, **417**, 813–821.
- R. F. Lobo, S. I. Zones and M. E. Davis, *J. Inclusion Phenom. Mol. Recognit. Chem.*, 1995, **21**, 47–78.
- C. Baerlocher and L. B. McCusker, *Database of Zeolite Structures*, <http://www.iza-structure.org/databases/>, last accessed March 2020.
- M. Moliner, F. Rey and A. Corma, *Angew. Chem., Int. Ed.*, 2013, **52**, 13880–13889.



- 5 M. D. Oleksiak and J. D. Rimer, *Rev. Chem. Eng.*, 2014, **30**, 1–49.
- 6 M. Moliner, C. Franch, E. Palomares, M. Grill and A. Corma, *Chem. Commun.*, 2012, **48**, 8264–8266.
- 7 A. M. Beale, F. Gao, I. Lezcano-Gonzalez, C. H. F. Peden and J. Szanyi, *Chem. Soc. Rev.*, 2015, **44**, 7371–7405.
- 8 M. Yoshioka, T. Yokoi and T. Tatsumi, *ACS Catal.*, 2015, **5**, 4268–4275.
- 9 S. I. Zones, *Microporous Mesoporous Mater.*, 2011, **144**, 1–8.
- 10 K. Iyoki, K. Itabashi and T. Okubo, *Microporous Mesoporous Mater.*, 2014, **189**, 22–30.
- 11 Y. Kamimura, W. Chaikittisilp, K. Itabashi, A. Shimojima and T. Okubo, *Chem.–Asian J.*, 2010, **5**, 2182–2191.
- 12 H. Lee, S. I. Zones and M. E. Davis, *Nature*, 2003, **425**, 385–388.
- 13 J. G. Moscoso and D.-Y. Jan, *US Pat.*, 7922997, 2011.
- 14 T. M. Davis, S. A. Elomari and S. I. Zones, *US Pat.*, 20140147378, 2014.
- 15 N. Martín, M. Moliner and A. Corma, *Chem. Commun.*, 2015, **51**, 9965–9968.
- 16 T. M. Davis, A. T. Liu, C. M. Lew, D. Xie, A. I. Benin, S. Elomari, S. I. Zones and M. W. Deem, *Chem. Mater.*, 2016, **28**, 708–711.
- 17 S. Sogukkanli, K. Muraoka, K. Iyoki, S. P. Elangovan, Y. Yanaba, W. Chaikittisilp, T. Wakihara and T. Okubo, *Cryst. Growth Des.*, 2019, **19**, 5283–5291.
- 18 P. Wagner, Y. Nakagawa, G. S. Lee, M. E. Davis, S. Elomari, R. C. Medrud and S. I. Zones, *J. Am. Chem. Soc.*, 2000, **122**, 263–273.
- 19 D. W. Lewis, D. J. Willock, C. R. A. Catlow, J. M. Thomas and G. J. Hutchings, *Nature*, 1996, **382**, 604–606.
- 20 G. Sastre, A. Cantin, M. J. Diaz-Cabañas and A. Corma, *Chem. Mater.*, 2005, **17**, 545–552.
- 21 R. Simancas, D. Dari, N. Velamazan, M. T. Navarro, A. Cantin, J. L. Jorda, G. Sastre, A. Corma and F. Rey, *Science*, 2010, **330**, 1219–1222.
- 22 J. E. Schmidt, M. W. Deem and M. E. Davis, *Angew. Chem., Int. Ed.*, 2014, **53**, 8372–8374.
- 23 D. Jo and S. B. Hong, *Angew. Chem., Int. Ed.*, 2019, **58**, 13845–13848.
- 24 X. Hong, W. Chen, G. Zhang, Q. Wu, C. Lei, Q. Zhu, X. Meng, S. Han, A. Zheng, Y. Ma, A. N. Parvulescu, U. Müller, W. Zhang, T. Yokoi, X. Bao, B. Marler, D. E. De Vos, U. Kolb and F. S. Xiao, *J. Am. Chem. Soc.*, 2019, **141**, 18318–18324.
- 25 A. W. Burton, G. S. Lee and S. I. Zones, *Microporous Mesoporous Mater.*, 2006, **90**, 129–144.
- 26 S. K. Brand, J. E. Schmidt, M. W. Deem, F. Daeyaert, Y. Ma, O. Terasaki, M. Orazov and M. E. Davis, *Proc. Natl. Acad. Sci. U.S.A.*, 2017, **114**, 5101–5106.
- 27 S. H. Keoh, W. Chaikittisilp, K. Muraoka, R. R. Mukti, A. Shimojima, P. Kumar, M. Tsapatsis and T. Okubo, *Chem. Mater.*, 2016, **28**, 8997–9007.
- 28 J. E. Schmidt, D. Fu, M. W. Deem and B. M. Weckhuysen, *Angew. Chem., Int. Ed.*, 2016, **55**, 16044–16048.
- 29 S. Smeets, L. B. McCusker, C. Baerlocher, S. Elomari, D. Xie and S. I. Zones, *J. Am. Chem. Soc.*, 2016, **138**, 7099–7106.
- 30 K. Muraoka, W. Chaikittisilp, Y. Yanaba, T. Yoshikawa and T. Okubo, *Angew. Chem., Int. Ed.*, 2018, **57**, 3742–3746.
- 31 R. Pophale, F. Daeyaert and M. W. Deem, *J. Mater. Chem. A*, 2013, **1**, 6750–6760.
- 32 B. W. Boal, J. E. Schmidt, M. A. Deimund, M. W. Deem, L. M. Henling, S. K. Brand, S. I. Zones and M. E. Davis, *Chem. Mater.*, 2015, **27**, 7774–7779.
- 33 J. E. Schmidt, M. W. Deem, C. Lew and T. M. Davis, *Top. Catal.*, 2015, **58**, 410–415.
- 34 M. Kowalik, C. M. Gothard, A. M. Drews, N. A. Gothard, A. Weckiewicz, P. E. Fuller, B. A. Grzybowski and K. J. M. Bishop, *Angew. Chem., Int. Ed.*, 2012, **51**, 7928–7932.
- 35 S. Szymkuć, E. P. Gajewska, T. Klucznik, K. Molga, P. Dittwald, M. Startek, M. Bajczyk and B. A. Grzybowski, *Angew. Chem., Int. Ed.*, 2016, **55**, 5904–5937.
- 36 M. Dorigo, V. Maniezzo and A. Colorni, *IEEE Trans. Syst. Man Cybern. B Cybern.*, 1996, **26**, 29–41.
- 37 Sigma-Aldrich, <https://www.sigmaaldrich.com>, last accessed November 2017.
- 38 *The Specs.net chemistry database*, <http://www.specs.net>, last accessed November 2017.
- 39 ChemBridge, <http://www.chembridge.com>, last accessed November 2017.
- 40 Maybridge, <http://www.maybridge.com>, last accessed November 2017.
- 41 J. Yang, X. Shi, M. Marchese and Y. Liang, *Prog. Nat. Sci.*, 2008, **18**, 1417–1422.
- 42 M. Reutlinger, T. Rodrigues, P. Schneider and G. Schneider, *Angew. Chem., Int. Ed.*, 2014, **53**, 4244–4248.
- 43 T. Rodrigues, N. Hauser, D. Reker, M. Reutlinger, T. Wunderlin, J. Hamon, G. Koch and G. Schneider, *Angew. Chem., Int. Ed.*, 2015, **54**, 1551–1555.
- 44 S. I. Zones, A. W. Burton, G. S. Lee and M. M. Olmstead, *J. Am. Chem. Soc.*, 2007, **129**, 9066–9079.
- 45 S. L. Burkett and M. E. Davis, *Chem. Mater.*, 1995, **7**, 1453–1463.
- 46 Y. Kubota, M. M. Helmkamp, S. I. Zones and M. E. Davis, *Microporous Mater.*, 1996, **6**, 213–229.
- 47 T. F. Willems, C. H. Rycroft, M. Kazi, J. C. Meza and M. Haranczyk, *Microporous Mesoporous Mater.*, 2012, **149**, 134–141.
- 48 P. Tian, Y. Wei, M. Ye and Z. Liu, *ACS Catal.*, 2015, **5**, 1922–1938.
- 49 M. Dusselier and M. E. Davis, *Chem. Rev.*, 2018, **118**, 5265–5329.
- 50 L. Ren, Y. Zhang, S. Zeng, L. Zhu, Q. Sun, H. Zhang, C. Yang, X. Meng, X. Yang and F.-S. Xiao, *Chin. J. Catal.*, 2012, **33**, 92–105.
- 51 H. Imai, N. Hayashida, T. Yokoi and T. Tatsumi, *Microporous Mesoporous Mater.*, 2014, **196**, 341–348.
- 52 Y. Ji, M. A. Deimund, Y. Bhawe and M. E. Davis, *ACS Catal.*, 2015, **5**, 4456–4465.
- 53 S. I. Zones, *US Pat.*, 4544538, 1985.
- 54 M. Kumar, H. Luo, Y. Román-Leshkov and J. D. Rimer, *J. Am. Chem. Soc.*, 2015, **137**, 13007–13017.
- 55 R. Martínez-Franco, M. Moliner, J. R. Thogersen and A. Corma, *ChemCatChem*, 2013, **5**, 3316–3323.

- 56 T. Umeda, H. Yamada, K. Ohara, K. Yoshida, Y. Sasaki, M. Takano, S. Inagaki, Y. Kubota, T. Takewaki, T. Okubo and T. Wakihara, *J. Phys. Chem. C*, 2017, **121**, 24324–24334.
- 57 P. Willett, J. M. Barnard and G. M. Downs, *J. Chem. Inf. Comput. Sci.*, 1998, **38**, 983–996.
- 58 R. F. Lobo and M. E. Davis, *J. Am. Chem. Soc.*, 1995, **117**, 3766–3779.
- 59 B. H. Toby, N. Khosrovani, C. B. Dartt, M. E. Davis and J. B. Parise, *Microporous Mesoporous Mater.*, 2000, **39**, 77–89.
- 60 A. Corma, F. Rey, J. Rius, M. J. Sabater and S. Valencia, *Nature*, 2004, **431**, 287–290.
- 61 M. Gálvez-Llompart, A. Cantín, F. Rey and G. Sastre, *Z. Kristallogr. Cryst. Mater.*, 2019, **234**, 451–460.
- 62 M. Gálvez-Llompart, J. Gálvez, F. Rey and G. Sastre, *J. Chem. Inf. Model.*, 2020, **60**, 2819–2829.
- 63 F. Daeyaert, F. Ye and M. W. Deem, *Proc. Natl. Acad. Sci. U. S. A.*, 2019, **116**, 3413–3418.
- 64 R. Pophale, P. A. Cheeseman and M. W. Deem, *Phys. Chem. Chem. Phys.*, 2011, **13**, 12407.
- 65 Y. Li, X. Li, J. Liu, F. Duan and J. Yu, *Nat. Commun.*, 2015, **6**, 8328.
- 66 J. R. Di Iorio, S. Li, C. B. Jones, C. T. Nimlos, Y. Wang, E. Kunkes, V. Vattipalli, S. Prasad, A. Moini, W. F. Schneider and R. Gounder, *J. Am. Chem. Soc.*, 2020, **142**, 4807–4819.
- 67 MarvinSketch, *Calculation module developed by ChemAxon*, <http://www.chemaxon.com/products/marvin/marvinsketch/>, 2017.
- 68 A. K. Rappe, C. J. Casewit, K. S. Colwell, W. A. Goddard and W. M. Skiff, *J. Am. Chem. Soc.*, 1992, **114**, 10024–10035.
- 69 J. A. Grant and B. T. Pickup, *J. Phys. Chem.*, 1995, **99**, 3503–3510.
- 70 RDKit, *Open-Source Cheminformatics Software*, <http://www.rdkit.org>, 2017.
- 71 J. D. Gale, *J. Chem. Soc., Faraday Trans.*, 1997, **93**, 629–637.
- 72 S. L. Mayo, B. D. Olafson and W. A. Goddard, *J. Phys. Chem.*, 1990, **94**, 8897–8909.
- 73 D. Rogers and M. Hahn, *J. Chem. Inf. Model.*, 2010, **50**, 742–754.
- 74 T. Stütze and H. H. Hoos, *Futur. Gener. Comput. Syst.*, 2000, **16**, 889–914.