

Cite this: *RSC Adv.*, 2018, 8, 20568

Received 20th March 2018

Accepted 29th May 2018

DOI: 10.1039/c8ra02440e

rsc.li/rsc-advances

Decarboxylative aldol reaction of α,α -difluoro- β -ketocarboxylate salt: a facile method for generation of difluoroenolate†

Atsushi Tarui, Mayuna Oduti, Susumu Shinya, Kazuyuki Sato and Masaaki Omote *

We developed a decarboxylative aldol reaction using α,α -difluoro- β -ketocarboxylate salt, carbonyl compounds, and $\text{ZnCl}_2/N,N,N',N'$ -tetramethylethylenediamine. The generation of difluoroenolate proceeded smoothly under mild heating to provide α,α -difluoro- β -hydroxy ketones in good to excellent yield (up to 99%). The α,α -difluoro- β -ketocarboxylate salt was bench stable and easy to handle under air, which realizes a convenient and environmentally friendly methodology for synthesis of difluoromethylene compounds.

Introduction

Organic molecules containing a difluoromethylene group are particularly useful in medicinal chemistry.¹ Among these, α,α -difluoroketones show a variety of bioactivities such as cholesterol-lowering, analgesic, and GABA_B agonist activities (Fig. 1).² Thus, simple and mild strategies for accessing α,α -difluoroketone substructures should be useful for developing new therapeutic candidates.

α,α -Difluoroenolate plays a key role in the construction of CF_2 -carbon bonds and many synthetic routes have been reported based on this nucleophilic synthon, including a metal-mediated Reformatsky reaction of halodifluoromethyl ketone (Scheme 1, eqn (a)),³ a Lewis acid-catalyzed aldol reaction of difluoroenol *O*-Boc esters (Scheme 1, eqn (b)),⁴ a copper-catalyzed reaction of α,α,α -trifluoromethylketones *via* β -fluoro elimination (Scheme 1, eqn (c)),⁵ a one-pot reaction of acylsilanes and trifluoromethyltri-methylsilane (TMSCF_3) with aldehydes (Scheme 1, eqn (d)),⁶ an aldol reaction of halodifluoromethyl ketone *via* reduction of halogen process by lithium triethylborohydride (Scheme 1, eqn (e)),⁷ and a detri-fluoroacetylative aldol reaction of trifluoromethyl α,α -difluoro- β -keto *gem*-diols (Scheme 1, eqn (f)).⁸ In the course of these studies, decarboxylation of β -keto acids is a mild and convenient method for providing the corresponding enolate and is an environmentally friendly system.⁹ Wennemers has reported the first decarboxylative process for the preparation of fluorinated enolate using fluoromalonic acid halfthioesters (F-MAHT).¹⁰ Recently, two groups have reported the synthesis of α,α -difluoro- β -hydroxy ketones using 2,2-difluoro-3-oxo-3-phenyl-

propanoic acid (**1**). The first route was based on an aldol reaction of **1** with aldehydes under metal-free conditions, from the Mao group.¹¹ The other route involved copper-catalyzed difluoroalkylation of aromatic aldehydes using **1** from the Mai group.¹² However, the former reaction needed relative long reaction times and a high reaction temperature (100 °C). In the latter reaction, the scope of aldehydes was limited and only aromatic aldehydes were suitable for the transformation. In this paper, the simple potassium 2,2-difluoro-3-oxo-3-phenylpropanoate (**2a**) was used as a precursor of difluoroenolate for the decarboxylative aldol reaction with carbonyl compounds under mild reaction conditions.

Results and discussion

We used a potassium salt of α,α -difluoro- β -keto acid **1** (**2a**) as a model precursor of difluoroenolate to examine the decarboxylative aldol reaction with benzaldehyde (**3a**). The model substrate **2a** was synthesized as following 3 steps (Scheme 2);¹³ Honda-Reformatsky reaction of ethyl bromodifluoroacetate with **3a** gave β -hydroxy- α,α -difluoroacetate **4a**, then **4a** was oxidized to β -keto- α,α -difluoroester **5a** by TEMPO oxidation. The saponification of β -ketoester **5a** gave rise to the potassium carboxylate **2a**. The substrate **2a** was isolated easily by filtration from the reaction mixture as a non-hygroscopic compound which enabled easy handling even under air atmosphere. Another substrate **1** was obtained by the acidified of **2a** and was used to the desired reaction without purification. The results for the decarboxylative aldol reaction of **2a** and **1** are summarized in Table 1. To examine decarboxylation under mild heating (50 °C) efficiently, ZnCl_2 was used as an acceptor of the enolate (Table 1, entry 1). The reaction of **2a** provided the desired product in low yield (20% yield). In the case of using carboxylic acid **1**, only trace amounts of the desired product **6aa** were obtained (entry 2). To improve the yield of **6aa**, the reaction

Faculty of Pharmaceutical Sciences, Setsunan University, 45-1 Nagaotogecho, Hirakata, Osaka 573-0101, Japan. E-mail: Omote@pharm.setsunan.ac.jp

† Electronic supplementary information (ESI) available: Copies of ¹H, ¹³C and ¹⁹F NMR spectra for **2a–d** and **6aa–6da**. See DOI: 10.1039/c8ra02440e



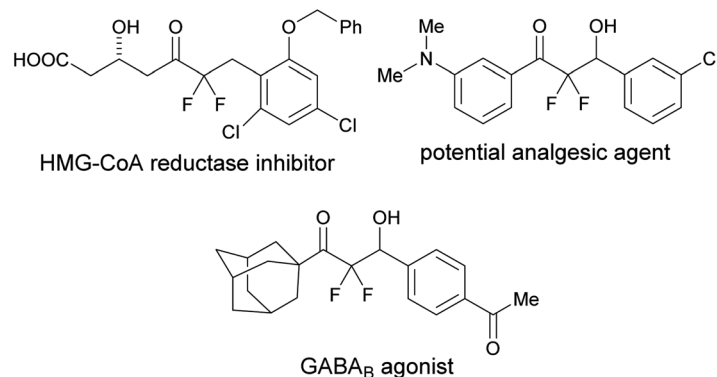
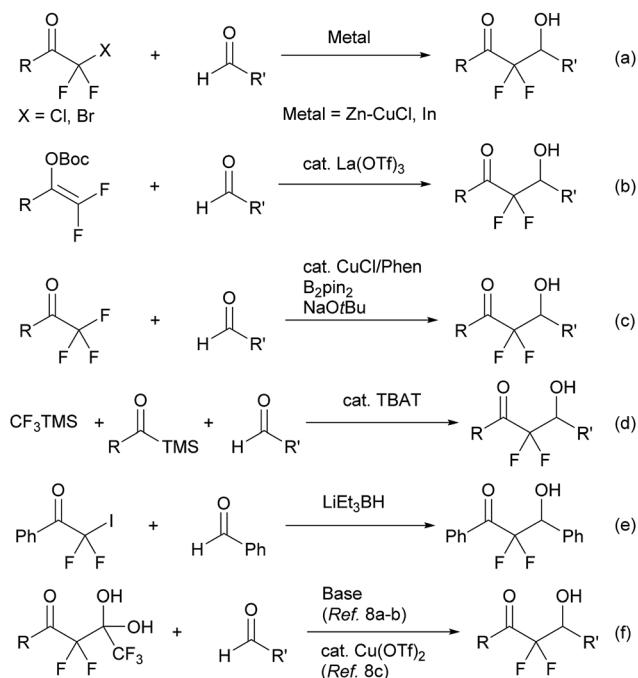


Fig. 1 Bioactive α,α -difluoroketones.

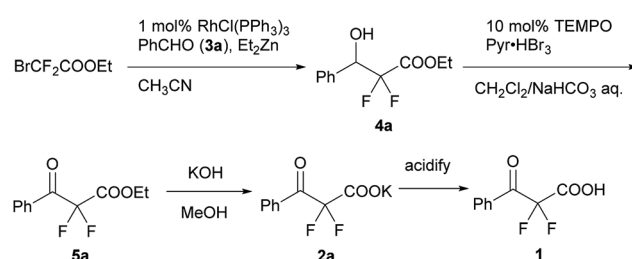
temperature was elevated to 80 °C and a moderate yield of product was obtained (60%, entry 3). The current screening of the reaction conditions was performed in dry THF (entries 1–3). Using wet THF in this system, we observed a considerable improvement of the yield of **6aa**. Thus, when an equimolar amount of H₂O for **2a** was added to dry THF, the desired product was obtained in 84% yield reproducibly (entry 4). It was important to use ZnCl₂ in the current system and a lower yield of **6aa** was observed in the absence of ZnCl₂ (entry 5). To evaluate the effects of the metal, other Lewis acids, including boron and ytterbium, were examined (entries 6–8). Zinc metal was shown to be the most effective and the bench stable reagent ZnCl₂ *N,N,N',N'*-tetramethylethylenediamine complex (ZnCl₂/TMEDA) was the best metal source in this decarboxylative aldol process (Entry 8). ZnCl₂/TMEDA was commercially available and was easy to handle compared with hygroscopic ZnCl₂.¹⁴ Further optimization of the reaction conditions showed that the

1.2 equivalent of **2a** and ZnCl₂/TMEDA provided a 98% yield of **6aa** (entry 9).¹⁵ Among the solvents tested, THF was the best solvent for this reaction.¹⁶ Furthermore, we examined the effects of the addition of water using dry THF solvent. Under the anhydrous conditions, a lower yield of product was observed (entry 10). When a catalytic amount of H₂O (10 mol%) was added, there was no effect on the yield of product and benzaldehyde was recovered from the reaction mixture after 5 h (entry 11). Other proton sources such as ethanol and 2,2,2-trifluoroethanol were added to the reaction media. However, these additives did not markedly affect the yield of **6aa**. In these cases (entries 10–13), the decarboxylation of **2a** did not occur effectively and α,α -difluoro- β -keto acid (**1**) was detected in ¹⁹F NMR of the crude reaction mixture.

After optimization of the reaction conditions for this decarboxylative aldol reaction, various substrates were tested (Table 2). Various aldehydes **3** reacted with 2,2-difluoro-3-oxo-3-phenylpropanoate (**2a**) to provide the desired products in good to excellent yields. Aromatic aldehydes were especially suitable for the reaction (**6ab–6al**). The electroproperties and positions of the substituents on the phenyl ring of the aldehydes did not affect the yield of the reaction. Among these, the reaction of functionalized aldehydes, such as methoxycarbonyl and cyano groups, also provided the corresponding products (**6ag** and **6ah**) in good yields. However, in the case of 2-pyridinecarboxaldehyde, only 39% of product (**6am**) was obtained. Furthermore, enolizable aliphatic aldehydes were also tolerated, providing the corresponding aldol products **6an** and **6ao** in good yields. The scope of the 2,2-difluoro-3-oxo-propanoates



Scheme 1 Various methods for a generation of α,α -difluoroenolate.



Scheme 2 The synthesis of a potassium α,α -difluoro- β -keto carboxylate (**2a**) and its carboxylic acid (**1**).

Table 1 Screening reaction conditions

$\text{Ph-C(=O)-C(F)_2-COOX} + \text{H-C(=O)-Ph} \xrightarrow[\text{dry THF}]{\text{Metal reagent, Additive}}$
 $\text{Ph-C(=O)-C(F)_2-C(OH)(Ph)-Ph}$

$X = \text{H (1)}$
 $= \text{K (2a)}$

Entry	Metal reagent	(Equiv.)	Substrates	(Equiv.)	Additive	(Equiv.)	Temp. (°C)	Time (h)	Yield of 6aa (%) ^a
1	ZnCl ₂	(1.0)	2a	(1.0)	None		50	24	20
2	ZnCl ₂	(1.0)	1	(1.0)	None		50	24	Trace
3	ZnCl ₂	(1.0)	2a	(1.0)	None		80	8	60
4	ZnCl ₂	(1.0)	2a	(1.0)	H ₂ O	(1.0)	80	8	84
5	None		2a	(1.0)	H ₂ O	(1.0)	80	5	46
6	BF ₃ -Et ₂ O	(1.0)	2a	(1.0)	H ₂ O	(1.0)	80	16	59
7	Yb(OTf) ₃	(0.1)	2a	(1.0)	H ₂ O	(1.0)	80	26	32
8	ZnCl ₂ -TMEDA	(1.0)	2a	(1.0)	H ₂ O	(1.0)	80	5	88
9	ZnCl ₂ -TMEDA	(1.2)	2a	(1.2)	H ₂ O	(1.0)	80	5	98
10	ZnCl ₂ -TMEDA	(1.2)	2a	(1.2)	None		80	5	42 ^b
11	ZnCl ₂ -TMEDA	(1.2)	2a	(1.2)	H ₂ O	(0.1)	80	5	50 ^b
12	ZnCl ₂ -TMEDA	(1.2)	2a	(1.2)	EtOH	(1.0)	80	7	59 ^b
13	ZnCl ₂ -TMEDA	(1.2)	2a	(1.2)	CF ₂ CH ₂ OH	(1.0)	80	7	58 ^b

^a Isolated yield. ^b ¹⁹F NMR yields.

(**2b-d**) was also tested.¹⁷ Both electron-donating (CH₃O) and electron-withdrawing groups (Cl) on the phenyl ring of the substrate **2** were well tolerated in the decarboxylative aldol process. Furthermore, the aliphatic substrate **2d** produced the corresponding product **6da** in good yield. For the reaction with ketones, when an excess amount of the ketones was used, the desired products **6ap** and **6aq** were obtained in moderate yields of 60% and 53%, respectively.

To examine the reaction mechanism, a control experiment was conducted with 2,2-difluoro-3-oxo-3-phenylpropanoic acid (**1**) and a non-fluorinated 3-oxo-3-phenylpropanoic acid (**7**) under the optimized reaction conditions (Scheme 2, eqn (a) and (b)). The reaction of compound **1** with **3a** showed a decrease in the yield of product and a prolonged reaction time, which provided the aldol product **6aa** in 77% yield for 19 h under the optimal conditions. However, trace amounts of the aldol product **8** were obtained from a non-fluorinated substrate **7** along with a high yield of acetophenone (90% based on **7**) via a decarboxylative process. In reports on palladium-catalyzed benzylation reactions of α,α -difluoroketone enolate, Altman suggested that rehybridization of the α,α -difluorinated enolate carbanions from C (sp³) to C (sp²) actually occurs more slowly than for non-fluorinated enolates.¹⁷ This report and our results suggest that the α,α -difluorinated enolate from **2a** prefers C-enolate form. As a result, the reaction of C-enolate together with the high nucleophilicity led to the aldol product more effectively than a non-fluorinated enolate generated from **7**. Moreover, when a scrambling experiment of the aldol product **6aa** with another aromatic aldehyde **3f** was performed under the current reaction conditions (Scheme 3, eqn (c)), no retro-aldol reaction was observed and the scrambling product **6af** was not formed.

On the basis of previous works on the synthesis of α,α -difluoro- β -hydroxyketones and our experiments,^{11,12} a tentative reaction mechanism for this decarboxylative aldol reaction of potassium α,α -difluoro- β -ketocarboxylate (**2a**) with benzaldehyde (**3a**) is proposed. First, zinc(II) is accepted by the nucleophilic enolate generated from decarboxylation of **2a**. Then, the nucleophilic addition of zinc difluoroenolate to **3a** occurred to lead to the formation of aldol alkoxide. Stoichiometric amount of water promotes the protonation of zinc alkoxide for the formation of the product **6aa** in the equilibrium of the aldol process.

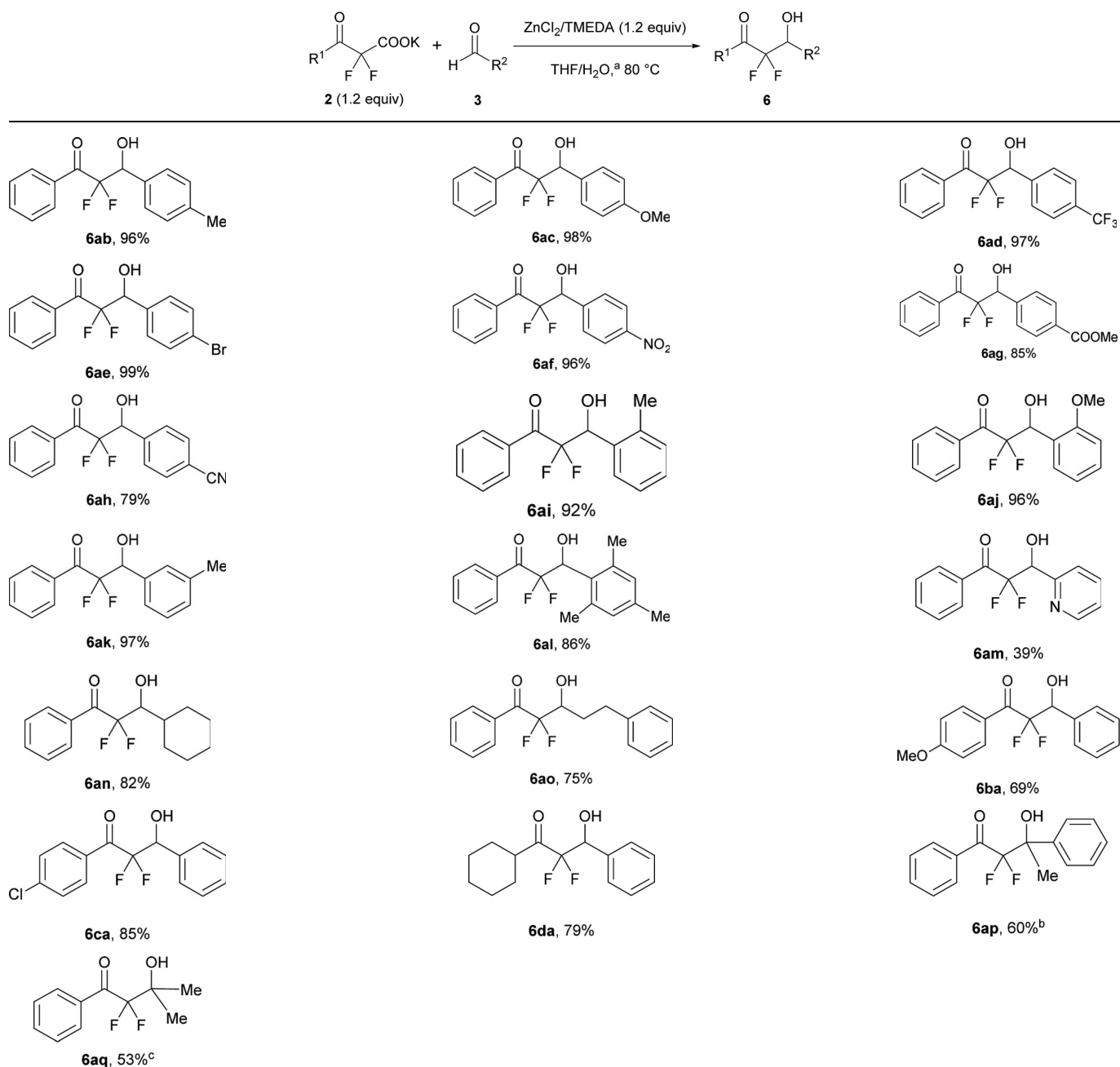
Conclusions

In conclusion, we have successfully developed a mild decarboxylative aldol reaction for potassium α,α -difluoro- β -keto carboxylate with aldehydes. The reaction is mild, with a reaction temperature below 100 °C, and a variety of α,α -difluoro- β -hydroxy ketones with biological activity could be obtained in good to excellent yields. Compared with previous methods, the substrates **2a-d** used in this reaction are bench stable salts and a broad substrate scope was realized. Now we are investigating an asymmetric version of this decarboxylative aldol reaction.

Experimental

General

NMR spectra were obtained from a solution in CDCl₃ using 400 MHz for ¹H, 100 MHz for ¹³C, 376 MHz for ¹⁹F. Chemical shifts of ¹H and ¹³C NMR are reported in ppm from tetramethylsilane (TMS) as an internal standard. Chemical shifts of ¹⁹F NMR are reported in ppm from CFCl₃ as an internal standard. All data are

Table 2 Decarboxylative aldol reaction of potassium 2,2-difluoro-3-oxopropanoates **2** with carbonyl compounds

^a 1.0 Equivalents of H₂O was added. ^b 3 Equivalents of acetophenone was used. ^c Excess amount of acetone (1 mL) was used.

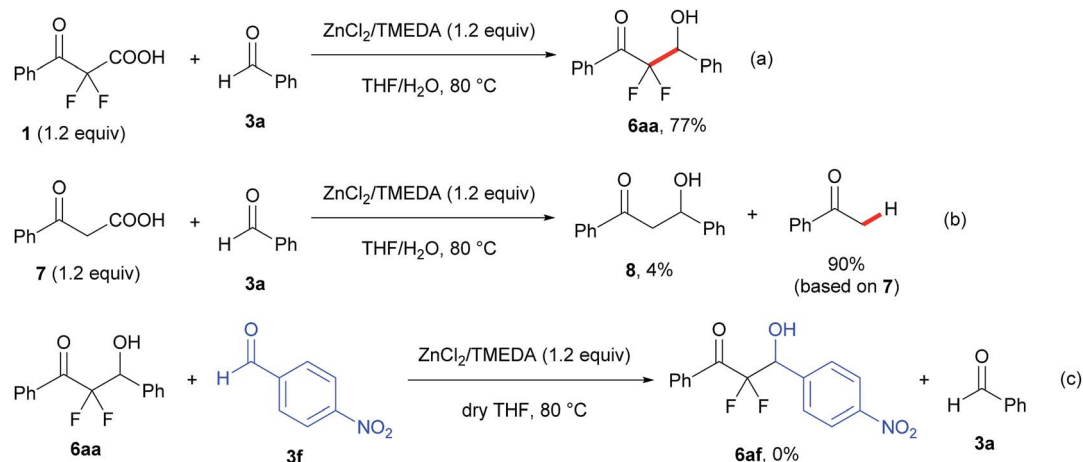
reported as follows: chemical shifts, multiplicity (*s* = singlet, *bs* = broad singlet, *d* = doublet, *t* = triplet, *q* = quartet, *dd* = double doublet, *ddd* = double double doublet, *m* = multiplet), coupling constants (Hz), and relative integration value. HRMS experiments were measured on a double-focusing mass spectrometer with an ionization mode of EI. Melting points were measured uncorrected.

All experiments were carried out under argon atmosphere in flame-dried glassware using standard inert techniques for introducing reagents and solvents unless otherwise noted.

Tetrahydrofuran (THF) was purchased from Kanto Chemical Co. Inc. as “Dehydrated”. All commercially available materials were used as received without further purification.

General procedure for the decarboxylative aldol reaction

To a dry and argon-flushed reaction vessel, equipped with a magnetic stirrer, were added zinc chloride *N,N,N',N'*-tetramethylethylenediamine complex (151 mg, 0.6 mmol) and potassium 2,2-difluoro-3-oxopropanoate (**2**, 0.6 mmol). The solids were suspended in THF (4 mL), then the corresponding



Scheme 3 Control experiments and examination of retro-aldol reaction.

aldehyde (0.5 mmol) and THF solution of H₂O (0.5 mL, 1 M) were added. The reaction mixture was heated at 80 °C with stirring for 5 h. The reaction was quenched with 10% aqueous HCl, and the resultant mixture was extracted with AcOEt. The combined organic phases were washed with brine and dried over MgSO₄. Then the extract was concentrated *in vacuo*, and the residue was purified by column chromatography on silica gel to give the corresponding aldol adducts 6.

2,2-Difluoro-3-hydroxy-1,3-diphenylpropan-1-one (6aa).^{8c} The titled product (6aa) was obtained as a colorless liquid in 98% yield (128.1 mg), after column chromatography on silica gel (AcOEt/hexane = 1 : 4). ¹H NMR (400 MHz, CDCl₃) δ 8.06–8.04 (m, 2H), 7.65–7.61 (m, 1H), 7.50–7.45 (m, 4H), 7.41–7.38 (m, 3H), 5.38 (ddd, *J* = 18.7, 5.6, 4.6 Hz, 1H), 3.00 (d, *J* = 4.6 Hz, 1H); ¹³C NMR (CDCl₃, 100 MHz) δ 190.9 (dd, *J* = 31.3, 29.2 Hz), 134.7, 134.6, 132.4 (m), 130.2 (m), 129.0, 128.6, 128.3, 128.1, 115.7 (dd, *J* = 261.5, 256.8 Hz), 73.3 (dd, *J* = 29.2, 23.1 Hz); ¹⁹F NMR (376 MHz, CDCl₃) δ –104.7 (dd, *J*_{FF} = 293, *J*_{HF} = 5.6 Hz, 1F), –116.3 (dd, *J*_{FF} = 293, *J*_{HF} = 18.7 Hz, 1F); HRMS (EI) *m/z* calcd for C₁₅H₁₂F₂O₂ [M]⁺ 262.0805, found 262.0799.

2,2-Difluoro-3-hydroxy-1-phenyl-3-(*p*-tolyl)propan-1-one (6ab).^{8c} The titled product (6ab) was obtained as a colorless liquid in 96% yield (132.9 mg), after column chromatography on silica gel (AcOEt/hexane = 1 : 9). ¹H NMR (400 MHz, CDCl₃) δ 8.06–8.04 (m, 2H), 7.65–7.61 (m, 1H), 7.49–7.45 (m, 2H), 7.38 (d, *J* = 8.0 Hz, 2H), 7.20 (d, *J* = 8.0 Hz, 2H), 5.34 (ddd, *J* = 18.6, 5.6, 3.6 Hz, 1H), 2.95 (m, 1H), 2.36 (s, 3H); ¹³C NMR (CDCl₃, 100 MHz) δ 190.9 (dd, *J* = 31.3, 29.5 Hz), 138.9, 134.5, 132.5, 131.7, 130.2 (m), 129.0, 128.6, 128.0, 115.8 (dd, *J* = 261.2, 256.1 Hz), 73.2 (dd, *J* = 28.2, 23.3 Hz), 21.2; ¹⁹F NMR (376 MHz, CDCl₃) δ –104.8 (dd, *J*_{FF} = 291, *J*_{HF} = 5.6 Hz, 1F), –116.4 (dd, *J*_{FF} = 291, *J*_{HF} = 18.6 Hz, 1F); HRMS (EI) *m/z* calcd for C₁₆H₁₄F₂O₂ [M]⁺ 276.0962, found 276.0966.

2,2-Difluoro-3-hydroxy-3-(4-methoxyphenyl)-1-phenylpropan-1-one (6ac).⁵ The titled product (6ac) was obtained as a colorless liquid in 98% yield (143.4 mg), after column chromatography on silica gel (AcOEt/hexane = 1 : 9). ¹H NMR (400 MHz, CDCl₃) δ 8.06–8.04 (m, 2H), 7.65–7.61 (m, 1H), 7.49–7.45 (m, 2H), 7.42

(d, *J* = 8.4 Hz, 2H), 6.92 (d, *J* = 8.4 Hz, 2H), 5.32 (ddd, *J* = 18.5, 5.9, 3.8 Hz, 1H), 3.82 (s, 3H), 2.98 (m, 1H); ¹³C NMR (CDCl₃, 100 MHz) δ 191.0 (dd, *J* = 30.6, 28.5 Hz), 160.1, 134.5, 132.5, 130.2 (m), 129.4, 128.6, 126.8, 115.8 (dd, *J* = 263.9, 256.3 Hz), 113.8, 72.9 (dd, *J* = 27.8, 23.1 Hz), 55.3; ¹⁹F NMR (376 MHz, CDCl₃) δ –105.1 (dd, *J*_{FF} = 290, *J*_{HF} = 5.9 Hz, 1F), –116.4 (dd, *J*_{FF} = 290, *J*_{HF} = 18.5 Hz, 1F); HRMS (EI) *m/z* calcd for C₁₆H₁₄F₂O₃ [M]⁺ 292.0911, found 292.0912.

2,2-Difluoro-3-hydroxy-1-phenyl-3-(4-(trifluoromethyl)phenyl)propan-1-one (6ad).¹⁸ The titled product (6ad) was obtained as a colorless solid in 97% yield (160.2 mg), after column chromatography on silica gel (AcOEt/hexane = 1 : 9). mp 104.0–104.5 °C (from Et₂O–C₆, lit. 87–89 °C); ¹H NMR (400 MHz, CDCl₃) δ 8.08–8.06 (m, 2H), 7.68–7.63 (m, 5H), 7.52–7.48 (m, 2H), 5.46 (ddd, *J* = 19.1, 5.2, 4.5 Hz, 1H), 3.23 (d, *J* = 4.5 Hz, 1H); ¹³C NMR (CDCl₃, 100 MHz) δ 191.5 (dd, *J* = 31.6, 30.0 Hz), 138.5, 134.9, 130.0 (m), 131.1 (q, *J* = 32.5 Hz), 130.3 (m), 128.8, 128.6, 125.1 (m), 123.9 (q, *J* = 271.9 Hz), 115.3 (dd, *J* = 273.9, 257.4 Hz), 72.6 (dd, *J* = 28.4, 23.0 Hz); ¹⁹F NMR (376 MHz, CDCl₃) δ –62.6 (s, 3F), –103.8 (dd, *J*_{FF} = 299, *J*_{HF} = 5.2 Hz, 1F), –116.5 (dd, *J*_{FF} = 299, *J*_{HF} = 19.1 Hz, 1F); HRMS (EI) *m/z* calcd for C₁₆H₁₁F₅O₂ [M]⁺ 330.0679, found 330.0688.

3-(4-Bromophenyl)-2,2-difluoro-3-hydroxy-1-phenylpropan-1-one (6ae).^{3c,5} The titled product (6ae) was obtained as a colorless solid in 99% yield (169.6 mg), after column chromatography on silica gel (AcOEt/hexane = 1 : 4). mp 103.0–103.5 °C (from Et₂O–C₆, 96–97 °C); ¹H NMR (400 MHz, CDCl₃) δ 8.07–8.05 (m, 2H), 7.67–7.63 (m, 1H), 7.54–7.47 (m, 4H), 7.39–7.37 (m, 2H), 5.35 (ddd, *J* = 18.8, 5.3, 4.5 Hz, 1H), 3.08 (d, *J* = 4.5 Hz, 1H); ¹³C NMR (CDCl₃, 100 MHz) δ 190.6 (dd, *J* = 30.6, 29.0 Hz), 134.8, 133.6, 132.0 (m), 131.4, 130.3 (m), 129.8, 128.8, 123.2, 115.3 (dd, *J* = 269.1, 257.2 Hz), 72.6 (dd, *J* = 28.0, 22.5 Hz); ¹⁹F NMR (376 MHz, CDCl₃) δ –104.2 (dd, *J*_{FF} = 298, *J*_{HF} = 5.3 Hz, 1F), –116.6 (dd, *J*_{FF} = 298, *J*_{HF} = 18.8 Hz, 1F); HRMS (EI) *m/z* calcd for C₁₅H₁₁BrF₂O₂ [M]⁺ 339.9910, found 339.9912 (16.9), 341.9895 (16.8).

2,2-Difluoro-3-hydroxy-3-(4-nitrophenyl)-1-phenylpropan-1-one (6af).¹⁸ The titled product (6af) was obtained as a colorless solid in 96% yield (147.5 mg), after column chromatography on

silica gel (AcOEt/hexane = 3 : 7). mp 114.0–115.0 °C (from Et₂O–C₆); ¹H NMR (400 MHz, CDCl₃) δ 8.26 (d, *J* = 8.6 Hz, 2H), 8.09–8.08 (m, 2H), 7.72–7.65 (m, 3H), 7.53–7.49 (m, 2H), 5.53 (ddd, *J* = 19.3, 4.5, 4.1 Hz, 1H), 3.35 (d, *J* = 4.5 Hz, 1H); ¹³C NMR (CDCl₃, 100 MHz) δ 190.2 (dd, *J* = 31.6, 29.6 Hz), 148.3, 141.6, 135.1, 131.7 (m), 130.3 (m), 129.2, 128.8, 123.3, 115.0 (dd, *J* = 268.2, 257.2 Hz), 72.2 (dd, *J* = 28.8, 22.5 Hz); ¹⁹F NMR (376 MHz, CDCl₃) δ –103.3 (dd, *J*_{FF} = 301, *J*_{HF} = 4.1 Hz, 1F), –116.5 (dd, *J*_{FF} = 301, *J*_{HF} = 19.3 Hz, 1F); HRMS (EI) *m/z* calcd for C₁₅H₁₁F₂NO₄ [M]⁺ 307.0656, found 307.0655.

Methyl 4-(2,2-difluoro-1-hydroxy-3-oxo-3-phenylpropyl)benzoate (6ag).^{8c} The titled product (6ag) was obtained as a colorless solid in 85% yield (136.3 mg), after column chromatography on silica gel (AcOEt/hexane = 1 : 4). mp 100.5–101.5 °C (from Et₂O–C₆); ¹H NMR (400 MHz, CDCl₃) δ 8.07 (m, 4H), 7.67–7.64 (m, 1H), 7.59 (d, *J* = 8.4, 2H), 7.51–7.47 (m, 2H), 5.46 (ddd, *J* = 19.0, 4.6, 4.6 Hz, 1H), 3.93 (s, 3H), 3.17 (d, *J* = 4.6 Hz, 1H); ¹³C NMR (CDCl₃, 100 MHz) δ 190.6 (dd, *J* = 32.0, 29.6 Hz), 166.8, 139.5, 134.8, 132.0 (m), 130.7, 130.3 (m), 129.5, 128.8, 128.2, 115.3 (dd, *J* = 261.8, 257.4 Hz), 72.8 (dd, *J* = 28.3, 23.0 Hz), 52.2; ¹⁹F NMR (376 MHz, CDCl₃) δ –103.9 (dd, *J*_{FF} = 297, *J*_{HF} = 4.6 Hz, 1F), –116.4 (dd, *J*_{FF} = 297, *J*_{HF} = 19.0 Hz, 1F); HRMS (EI) *m/z* calcd for C₁₇H₁₄F₂O₄ [M]⁺ 320.0860, found 320.0864.

4-(2,2-Difluoro-1-hydroxy-3-oxo-3-phenylpropyl)benzotrile (6ah).¹⁸ The titled product (6ah) was obtained as a colorless solid in 79% yield (113.0 mg), after column chromatography on silica gel (AcOEt/hexane = 1 : 9). mp 94.0–95.5 °C (from CHCl₃–C₆, lit. 79–81 °C); ¹H NMR (400 MHz, CDCl₃) δ 8.08–8.07 (m, 2H), 7.71–7.63 (m, 5H), 7.52–7.48 (m, 2H), 5.46 (ddd, *J* = 19.1, 4.3, 4.1 Hz, 1H), 3.31 (d, *J* = 4.3 Hz, 1H); ¹³C NMR (CDCl₃, 100 MHz) δ 190.3 (dd, *J* = 31.4, 29.7 Hz), 139.8, 135.0, 131.9, 131.8 (m), 130.3 (m), 128.9, 128.8, 118.5, 115.1 (dd, *J* = 269.7, 258.1 Hz), 112.8, 72.4 (dd, *J* = 28.6, 23.0 Hz); ¹⁹F NMR (376 MHz, CDCl₃) δ –103.5 (dd, *J*_{FF} = 301, *J*_{HF} = 4.1 Hz, 1F), –116.5 (dd, *J*_{FF} = 301, *J*_{HF} = 19.1 Hz, 1F); HRMS (EI) *m/z* calcd for C₁₆H₁₁F₂NO₂ [M]⁺ 287.0758, found 287.0760.

2,2-Difluoro-3-hydroxy-1-phenyl-3-(*o*-tolyl)propan-1-one (6ai).^{8c} The titled product (6ai) was obtained as a colorless liquid in 92% yield (126.9 mg), after column chromatography on silica gel (AcOEt/hexane = 1 : 9). ¹H NMR (400 MHz, CDCl₃) δ 8.09–8.07 (m, 2H), 7.67–7.62 (m, 2H), 7.50–7.46 (m, 2H), 7.29–7.19 (m, 3H), 5.70 (ddd, *J* = 20.3, 4.4, 3.8 Hz, 1H), 2.91 (d, *J* = 4.4 Hz, 1H), 2.39 (s, 3H); ¹³C NMR (CDCl₃, 100 MHz) δ 191.0 (dd, *J* = 31.9, 29.4 Hz), 136.8, 134.6, 133.3, 132.4 (m), 130.4, 130.3 (m), 128.8, 128.7, 128.1, 126.1, 116.4 (dd, *J* = 257.9, 255.5 Hz), 69.0 (dd, *J* = 29.2, 22.6 Hz), 19.6; ¹⁹F NMR (376 MHz, CDCl₃) δ –104.1 (dd, *J*_{FF} = 294, *J*_{HF} = 3.8 Hz, 1F), –116.9 (dd, *J*_{FF} = 294, *J*_{HF} = 20.3 Hz, 1F); HRMS (EI) *m/z* calcd for C₁₆H₁₄F₂O₂ [M]⁺ 276.0962, found 276.0967.

2,2-Difluoro-3-hydroxy-3-(2-methoxyphenyl)-1-phenylpropan-1-one (6aj).⁴ The titled product (6aj) was obtained as a colorless liquid in 96% yield (139.0 mg), after column chromatography on silica gel (AcOEt/hexane = 1 : 4). ¹H NMR (400 MHz, CDCl₃) δ 8.05–8.03 (m, 2H), 7.63–7.59 (m, 1H), 7.49–7.44 (m, 3H), 7.36–7.32 (m, 1H), 7.05–7.01 (m, 1H), 6.87–6.85 (m, 1H), 5.66 (ddd, *J* = 17.3, 7.3, 7.1 Hz, 1H), 3.69 (s, 3H), 3.58 (d, *J* = 7.3 Hz, 1H); ¹³C NMR (CDCl₃, 100 MHz) δ 190.1 (dd, *J* = 30.0, 29.1 Hz), 157.4,

134.2, 132.9, 130.2, 130.1 (m), 129.6, 128.5, 122.8, 120.9, 116.8 (dd, *J* = 264.0, 258.2 Hz), 110.9, 70.2 (dd, *J* = 28.0, 24.4 Hz), 55.3; ¹⁹F NMR (376 MHz, CDCl₃) δ –106.8 (dd, *J*_{FF} = 275, *J*_{HF} = 7.1 Hz, 1F), –114.7 (dd, *J*_{FF} = 275, *J*_{HF} = 17.3 Hz, 1F); HRMS (EI) *m/z* calcd for C₁₆H₁₄F₂O₃ [M]⁺ 292.0911, found 292.0912.

2,2-Difluoro-3-hydroxy-1-phenyl-3-(*m*-tolyl)propan-1-one (6ak).¹⁸ The titled product (6ak) was obtained as a colorless liquid in 97% yield (133.7 mg), after column chromatography on silica gel (AcOEt/hexane = 1 : 9). ¹H NMR (400 MHz, CDCl₃) δ 8.06–8.04 (m, 2H), 7.65–7.61 (m, 1H), 7.49–7.45 (m, 2H), 7.31–7.17 (m, 4H), 5.33 (ddd, *J* = 18.7, 5.4, 4.3 Hz, 1H), 2.96 (d, *J* = 4.3 Hz, 1H), 2.37 (s, 3H); ¹³C NMR (CDCl₃, 100 MHz) δ 191.0 (dd, *J* = 31.0, 29.3 Hz), 138.0, 134.6, 134.5, 132.5 (m), 130.2 (m), 129.8, 128.7, 128.6, 128.2, 125.2, 115.8 (dd, *J* = 265.9, 256.8 Hz), 73.3 (dd, *J* = 28.7, 23.1 Hz), 21.4; ¹⁹F NMR (376 MHz, CDCl₃) δ –104.6 (dd, *J*_{FF} = 291, *J*_{HF} = 5.4 Hz, 1F), –116.4 (dd, *J*_{FF} = 291, *J*_{HF} = 18.7 Hz, 1F); HRMS (EI) *m/z* calcd for C₁₆H₁₄F₂O₂ [M]⁺ 276.0962, found 276.0965.

2,2-Difluoro-3-hydroxy-3-(2,4,6-trimethylphenyl)-1-phenylpropan-1-one (6al).⁵ The titled product (6al) was obtained as a colorless liquid in 86% yield (130.9 mg), after column chromatography on silica gel (AcOEt/hexane = 1 : 9). ¹H NMR (400 MHz, CDCl₃) δ 8.11–8.09 (m, 2H), 7.66–7.62 (m, 1H), 7.51–7.47 (m, 2H), 6.89 (s, 2H), 5.91 (ddd, *J* = 26.4, 4.8, 2.7 Hz, 1H), 2.81 (d, *J* = 4.8 Hz, 1H), 2.45 (bs, 6H), 2.23 (s, 3H); ¹³C NMR (CDCl₃, 100 MHz) δ 191.5 (dd, *J* = 30.9, 28.9 Hz), 138.2, 134.5, 132.5, 130.2 (m), 128.6, 127.6, 117.6 (dd, *J* = 265.6, 252.4 Hz), 70.5 (dd, *J* = 30.5, 22.2 Hz), 21.2, 20.8; ¹⁹F NMR (376 MHz, CDCl₃) δ –102.0 (dd, *J*_{FF} = 292, *J*_{HF} = 2.7 Hz, 1F), –114.6 (dd, *J*_{FF} = 292, *J*_{HF} = 26.4 Hz, 1F); HRMS (EI) *m/z* calcd for C₁₈H₁₈F₂O₂ [M]⁺ 304.1275, found 304.1279.

2,2-Difluoro-3-hydroxy-1-phenyl-3-(pyridin-2-yl)propan-1-one (6am). The titled product (6am) was obtained as a colorless solid in 39% yield (51.8 mg), after column chromatography on silica gel (AcOEt/hexane = 3 : 7). mp 82.5–83.5 °C (from Et₂O–C₆); ¹H NMR (400 MHz, CDCl₃) δ 8.61 (m, 1H), 8.10–8.08 (m, 2H), 7.81–7.76 (m, 1H), 7.64–7.60 (m, 1H), 7.53–7.46 (m, 3H), 7.37–7.34 (m, 1H), 5.37 (dd, *J* = 17.9, 4.9, 1H), 1.60 (bs, 1H); ¹³C NMR (CDCl₃, 100 MHz) δ 190.4 (dd, *J* = 29.6, 26.6 Hz), 152.3, 148.1, 136.9, 134.1, 133.3, 130.2 (m), 128.5, 124.0, 123.1 (m), 116.7 (dd, *J* = 263.6, 257.7 Hz), 71.8 (dd, *J* = 29.2, 25.3 Hz); ¹⁹F NMR (376 MHz, CDCl₃) δ –104.7 (dd, *J*_{FF} = 272, *J*_{HF} = 4.9 Hz, 1F), –116.7 (dd, *J*_{FF} = 272, *J*_{HF} = 17.9 Hz, 1F); HRMS (EI) *m/z* calcd for C₁₄H₁₁F₂NO₂ [M]⁺ 263.0758, found 263.0759.

3-Cyclohexyl-2,2-difluoro-3-hydroxy-1-phenylpropan-1-one (6an).⁴ The titled product (6an) was obtained as a colorless liquid in 82% yield (109.7 mg), after column chromatography on silica gel (AcOEt/hexane = 1 : 9). ¹H NMR (400 MHz, CDCl₃) δ 8.10–8.08 (m, 2H), 7.66–7.62 (m, 1H), 7.52–7.48 (m, 2H), 4.06 (m, 1H), 2.33 (d, *J* = 6.9 Hz, 1H), 1.99–1.66 (m, 6H), 1.39–1.16 (m, 5H); ¹³C NMR (CDCl₃, 100 MHz) δ 190.7 (m), 134.4, 132.5, 130.1 (m), 128.7, 117.7 (dd, *J* = 262.8, 257.8 Hz), 74.7 (dd, *J* = 26.2, 22.7 Hz), 38.1, 30.1, 27.3, 26.2, 26.1, 25.9; ¹⁹F NMR (376 MHz, CDCl₃) δ –104.9 (dd, *J*_{FF} = 290, *J*_{HF} = 6.3 Hz, 1F), –114.4 (dd, *J*_{FF} = 290, *J*_{HF} = 19.8 Hz, 1F); HRMS (EI) *m/z* calcd for C₁₅H₁₈F₂O₂ [M]⁺ 268.1275, found 268.1280.

2,2-Difluoro-3-hydroxy-1,5-diphenylpentan-1-one (6ao).¹⁸ The titled product (**6ao**) was obtained as a colorless liquid in 75% yield (108.4 mg), after column chromatography on silica gel (AcOEt/hexane = 1 : 9). ¹H NMR (400 MHz, CDCl₃) δ 8.10–8.08 (m, 2H), 7.66–7.62 (m, 1H), 7.51–7.47 (m, 2H), 7.32–7.18 (m, 5H), 4.23–4.19 (m, 1H), 2.99 (ddd, *J* = 13.8, 8.8, 5.2 Hz, 1H), 2.77 (ddd, *J* = 13.8, 8.8, 8.5 Hz, 1H), 2.56 (d, *J* = 5.6 Hz, 1H), 2.13–1.96 (m, 2H); ¹³C NMR (CDCl₃, 100 MHz) δ 190.5 (dd, *J* = 31.7, 30.7 Hz), 141.0, 134.7, 132.1 (m), 130.2 (m), 128.7, 128.5, 126.1, 116.4 (dd, *J* = 266.2, 257.2 Hz), 70.4 (dd, *J* = 27.3, 24.3 Hz), 31.3, 30.3; ¹⁹F NMR (376 MHz, CDCl₃) δ –107.3 (dd, *J*_{FF} = 298, *J*_{HF} = 5.3 Hz, 1F), –116.9 (dd, *J*_{FF} = 298, *J*_{HF} = 17.6 Hz, 1F); HRMS (EI) *m/z* calcd for C₁₇H₁₆F₂O₂ [M]⁺ 290.1118, found 290.1121.

2,2-Difluoro-3-hydroxy-1-(4-methoxyphenyl)-3-phenylpropan-1-one (6ba).^{4,8c} The titled product (**6ba**) was obtained as a colorless solid in 69% yield (100.9 mg), after column chromatography on silica gel (AcOEt/hexane = 1 : 4). mp 84.5–85.0 °C (from Et₂O–C₆, lit. 68–69 °C); ¹H NMR (400 MHz, CDCl₃) δ 8.06 (d, *J* = 8.9 Hz, 2H), 7.51–7.49 (m, 2H), 7.41–7.37 (m, 3H), 6.94 (d, *J* = 8.9 Hz, 2H), 5.36 (ddd, *J* = 19.1, 5.2, 4.3 Hz, 1H), 3.89 (s, 3H), 3.16 (d, *J* = 4.3 Hz, 1H); ¹³C NMR (CDCl₃, 100 MHz) δ 189.1 (dd, *J* = 31.3, 30.1 Hz), 164.8, 134.7, 132.9 (m), 128.9, 128.2, 128.1, 125.0, 115.7 (dd, *J* = 262.8, 256.8 Hz), 114.0, 73.3 (dd, *J* = 29.3, 23.1 Hz), 55.6; ¹⁹F NMR (376 MHz, CDCl₃) δ –103.8 (dd, *J*_{FF} = 295, *J*_{HF} = 5.2 Hz, 1F), –115.8 (dd, *J*_{FF} = 295, *J*_{HF} = 19.1 Hz, 1F); HRMS (EI) *m/z* calcd for C₁₆H₁₄F₂O₃ [M]⁺ 292.0911, found 292.0912.

1-(4-Chlorophenyl)-2,2-difluoro-3-hydroxy-3-phenylpropan-1-one (6ca).^{4,8c} The titled product (**6ca**) was obtained as a colorless solid in 85% yield (125.8 mg), after column chromatography on silica gel (AcOEt/hexane = 1 : 9). mp 115.5–116.0 °C (from CHCl₃–C₆, lit. 112–113 °C); ¹H NMR (400 MHz, CDCl₃) δ 7.98 (d, *J* = 8.7 Hz, 2H), 7.49–7.38 (m, 7H), 5.36 (ddd, *J* = 18.5, 5.9, 4.5 Hz, 1H), 2.92 (d, *J* = 4.5 Hz, 1H); ¹³C NMR (CDCl₃, 100 MHz) δ 189.8 (dd, *J* = 31.0, 29.4 Hz), 141.3, 134.5, 131.6 (m), 130.7 (m), 129.2, 129.1, 128.4, 128.1, 115.7 (dd, *J* = 260.1, 256.0 Hz), 73.3 (dd, *J* = 27.6, 23.1 Hz); ¹⁹F NMR (376 MHz, CDCl₃) δ –104.8 (dd, *J*_{FF} = 291, *J*_{HF} = 5.9 Hz, 1F), –116.3 (dd, *J*_{FF} = 291, *J*_{HF} = 18.5 Hz, 1F); HRMS (EI) *m/z* calcd for C₁₅H₁₁ClF₂O₂ [M]⁺ 296.0416, found 296.0411 (55.1), 298.0392 (18.4).

1-Cyclohexyl-2,2-difluoro-3-hydroxy-3-phenylpropan-1-one (6da).⁴ The titled product (**6da**) was obtained as a colorless solid in 79% yield (106.6 mg), after column chromatography on silica gel (AcOEt/hexane = 1 : 9). mp 58.0–59.0 °C (from petroleum ether, lit. 58–60 °C); NMR (400 MHz, CDCl₃) δ 7.42–7.37 (m, 5H), 5.17 (ddd, *J* = 16.5, 7.7, 4.8 Hz, 1H), 2.77–2.72 (m, 1H), 2.69 (d, *J* = 4.8 Hz, 1H), 1.84–1.64 (m, 5H), 1.37–1.16 (m, 5H); ¹³C NMR (CDCl₃, 100 MHz) δ 205.5 (dd, *J* = 30.3, 26.7 Hz), 134.8, 129.0, 128.4, 127.8, 115.0 (dd, *J* = 262.7, 256.9 Hz), 73.1 (dd, *J* = 27.2, 23.9 Hz), 27.8, 27.7, 25.5, 25.3, 25.2; ¹⁹F NMR (376 MHz, CDCl₃) δ –112.4 (dd, *J*_{FF} = 273, *J*_{HF} = 7.7 Hz, 1F), –122.2 (dd, *J*_{FF} = 273, *J*_{HF} = 16.5 Hz, 1F); HRMS (EI) *m/z* calcd for C₁₅H₁₈F₂O₂ [M]⁺ 268.1275, found 268.1274.

2,2-Difluoro-3-hydroxy-1,3-diphenylbutan-1-one (6ap).⁴ The titled product (**6ap**) was obtained as a colorless liquid in 60% yield (82.5 mg), after column chromatography on silica gel

(AcOEt/hexane = 1 : 9). ¹H NMR (400 MHz, CDCl₃) δ 7.92–7.90 (m, 2H), 7.58–7.54 (m, 3H), 7.41–7.28 (m, 5H), 3.54 (s, 1H), 1.82 (t, *J* = 1.4 Hz, 3H); ¹³C NMR (CDCl₃, 100 MHz) δ 191.6 (t, *J* = 31.0 Hz), 140.2, 134.3, 133.1, 130.2 (m), 128.4, 128.1, 128.0, 126.3, 116.5 (t, *J* = 263.0 Hz), 76.4 (t, *J* = 24.4 Hz), 24.0 (t, *J* = 2.9 Hz); ¹⁹F NMR (376 MHz, CDCl₃) δ –107.4 (m, 2F); HRMS (EI) *m/z* calcd for C₁₆H₁₄F₂O₂ [M]⁺ 276.0962, found 276.0968.

2,2-Difluoro-3-hydroxy-3-methyl-1-phenylbutan-1-one (6aq).⁴ The titled product (**6aq**) was obtained as a colorless liquid in 53% yield (57.0 mg), after column chromatography on ODS-silica gel (H₂O/MeOH = 2 : 3). ¹H NMR (400 MHz, CDCl₃) δ 8.13–8.11 (m, 2H), 7.66–7.62 (m, 1H), 7.52–7.48 (m, 2H), 2.79 (bs, 1H), 1.45 (t, *J* = 1.5 Hz, 6H); ¹³C NMR (CDCl₃, 100 MHz) δ 191.2 (t, *J* = 31.0 Hz), 134.5, 130.0 (m), 130.4 (m), 128.6, 116.9 (t, *J* = 261.6 Hz), 73.3 (t, *J* = 24.7 Hz), 23.6 (t, *J* = 2.6 Hz); ¹⁹F NMR (376 MHz, CDCl₃) δ –110.5 (m, 2F); HRMS (EI) *m/z* calcd for C₁₁H₁₂F₂O₂ [M]⁺ 214.0805, found 214.0799.

Conflicts of interest

There are no conflicts to declare.

Acknowledgements

We thank Andrew Jackson, PhD, from Edanz Group (<https://www.edanzediting.com/ac>) for editing a draft of this manuscript.

Notes and references

- (a) F. Xue, H. Li, S. L. Delker, J. Fang, P. Martásek, L. J. Roman, T. L. Poulos and R. B. Silverman, *J. Am. Chem. Soc.*, 2010, **132**, 14229; (b) M. O. Anderson, J. Zhang, Y. Liu, C. Yao, P.-W. Phuan and A. S. Verkman, *J. Med. Chem.*, 2012, **55**, 5942; (c) J. O. Link, J. G. Taylor, L. Xu, M. Mitchell, H. Guo, H. Liu, D. Kato, T. Kirschberg, J. Sun, N. Squires, J. Parrish, T. Keller, Z.-Y. Yang, C. Yang, M. Matles, Y. Wang, K. Wang, G. Cheng, Y. Tian, E. Mogalian, E. Mondou, M. Cornpropst, J. Perry and M. C. Desai, *J. Med. Chem.*, 2014, **57**, 2033.
- (a) G. B. Dreyer and B. W. Metcalf, *Tetrahedron Lett.*, 1988, **29**, 6885; (b) R. L. Hamer, B. Freed and R. C. Allen, Hoechst-Roussel Pharmaceuticals, *US Pat.* 5006563, 1991; (c) C. Han, A. E. Salyer, E. H. Kim, X. Jiang, R. E. Jarrard, M. S. Powers, A. M. Kirchhoff, T. K. Salvador, J. A. Chester, G. H. Hockerman and D. A. Colby, *J. Med. Chem.*, 2013, **56**, 2456.
- (a) M. Kuroboshi and T. Ishihara, *Bull. Chem. Soc. Jpn.*, 1990, **63**, 428; (b) T. Poisson, M.-C. Belhomme and X. Pannecoucke, *J. Org. Chem.*, 2012, **77**, 9277; (c) H. Yao, C.-R. Cao, M. Jiang and J.-T. Liu, *J. Fluorine Chem.*, 2013, **156**, 45.
- S. Sasaki, T. Suzuki, T. Uchiyama, S. Toyota, A. Hirano, M. Tanemura, H. Teramoto, T. Yamauchi and K. Higashiyama, *J. Fluorine Chem.*, 2016, **192**, 78.
- R. Doi, M. Ohashi and S. Ogoshi, *Angew. Chem., Int. Ed.*, 2016, **55**, 341.

- 6 (a) O. Lefebvre, T. Brigaud and C. Portella, *J. Org. Chem.*, 2001, **66**, 1941; (b) M. Decostanzi, J. Godemert, S. Oudeyer, V. Levacher, J.-M. Campagne and E. Leclerc, *Adv. Synth. Catal.*, 2016, **358**, 526.
- 7 P. Peng, J.-j. Wu, J.-q. Liang, T.-y. Zhang, J.-w. Huang and F.-h. Wu, *RSC Adv.*, 2017, **7**, 56034.
- 8 (a) C. Han, E. H. Kim and D. A. Colby, *J. Am. Chem. Soc.*, 2011, **133**, 5802; (b) P. Zhang and C. Wolf, *J. Org. Chem.*, 2012, **77**, 8840; (c) P. Zhang and C. Wolf, *Angew. Chem., Int. Ed.*, 2013, **52**, 7869.
- 9 Selected examples for the decarboxylative reactions of β -keto acid, see: (a) N. Blaquiere, D. G. Shore, S. Rousseaux and K. Fagnou, *J. Org. Chem.*, 2009, **74**, 6190; (b) K. Rohr and R. Mahrwald, *Org. Lett.*, 2011, **13**, 1878; (c) C.-F. Yang, C. Shen, J.-Y. Wang and S.-K. Tian, *Org. Lett.*, 2012, **14**, 3092; (d) H.-X. Zhang, J. Nie, H. Cai and J.-A. Ma, *Org. Lett.*, 2014, **16**, 2542; (e) Z. Duan, J. Han, P. Qian, Z. Zhang, Y. Wang and Y. Pan, *Beilstein J. Org. Chem.*, 2014, **10**, 969; (f) Z.-Y. Yang, J.-L. Zeng, N. Ren, W. Meng, J. Nie and J.-A. Ma, *Org. Lett.*, 2016, **18**, 6364.
- 10 J. Saadi and H. Wennemers, *Nat. Chem.*, 2016, **8**, 276.
- 11 D.-K. Huang, Z.-L. Lei, Y.-J. Zhu, Z.-J. Liu, X.-J. Hu and H.-F. Mao, *Tetrahedron Lett.*, 2017, **58**, 3394.
- 12 J.-W. Yuan, S.-N. Liu and W.-P. Mai, *Org. Biomol. Chem.*, 2017, **15**, 7654.
- 13 (a) K. Sato, A. Tarui, T. Kita, Y. Ishida, H. Tamura, M. Omote, A. Ando and I. Kumadaki, *Tetrahedron Lett.*, 2004, **45**, 5735; (b) Z.-W. Mei, T. Omote, M. Mansour, H. Kawafuchi, Y. Takaguchi, A. Jutand, S. Tsuboi and T. Inokuchi, *Tetrahedron*, 2008, **64**, 10761; (c) M.-H. Yang, D. L. Orsi and R. A. Altman, *Angew. Chem., Int. Ed.*, 2015, **54**, 2361.
- 14 Bench stable ZnCl_2 /TMEDA complex could be treated under air.
- 15 The effect of counter cations of **2a** and the loading of ZnCl_2 /TMEDA were examined. See the ESI (Table S-1).†
- 16 See the ESI (Table S-2).†
- 17 Synthesis and characterizations of **2b-d** were described in the ESI.†
- 18 J.-S. Yu, Y.-L. Liu, J. Tang, X. Wang and J. Zhou, *Angew. Chem., Int. Ed.*, 2014, **53**, 9512.